



CONSTRUCTION SUMMARY

Teefy Developments Limited / 9130 Bathurst

Lot/Unit: 127 Phase/Building: 1 Model/Floor Plan: Melrose(19-1)

CABINETRY ACCESSORIES

Inv.3520	3 - SUPPLY AND INSTALL KITCHEN LIGHT VALANCE - NOT APPLICABLE FOR THERMOVISION - PRICE PER 8 FOOT LENGTH	
Line 46480	Note:	
29Feb16 / 29Feb16		

CABINETRY APPLIANCE - FRIDGE

Inv.3520	1 - SUPPLY AND INSTALL KITCHEN 59 CM FRIDGE CABINET - 1 GABLE & CABINET 59 CM DEEP - DEEP - UPGRADE 1	
Line 46479	Note: LOCATION AS PER SKETCH ATTACHED	
29Feb16 / 29Feb16		

CABINETRY HOOD FANS

Inv.3520	1 - SUPPLY AND INSTALL KITCHEN CABINETS TO ACCOMMODATE FOR FUTURE MICROWAVE HOOD FAN COMBO - PURCHASER MUST SUPPLY SPECS	
Line 46476	Note: LOCATION AS PER SKETCH ATTACHED	
29Feb16 / 29Feb16		

ELECTRICAL

Inv.3520	1 - SUPPLY AND INSTALL CAPPED CEILING LIGHT ROUGH-IN ONLY ON EXISTING SWITCH IN THE FORMAL ROOM. DELETE CONNECTION TO SWITCHED OUTLET (OUTLET TO REMAIN) AND USE EXISTING SWITCH.	
Line 46473	Note: LOCATION AS PER SKETCH ATTACHED.	
29Feb16 / 29Feb16		
Inv.3520	1 - SUPPLY AND INSTALL CAPPED CEILING LIGHT ROUGH-IN ONLY ON SEPARATE SINGLE SWITCH OVER THE BREAKFAST BAR AND TO BE SWITCHED WITH TWO [2] ADDITIONAL CAPPED CEILING ROUGH-INS (PURCHASED SEPARATELY)	
Line 46470	Note: LOCATION AS PER SKETCH ATTACHED.	
29Feb16 / 29Feb16		
Inv.3520	2 - SUPPLY AND INSTALL CAPPED CEILING LIGHT ROUGH-IN ONLY ON EXISTING SWITCH OVER THE BREAKFAST BAR AND TO BE SWITCHED WITH ADDITIONAL TWO [2] CAPPED CEILING ROUGH-INS (PURCHASED SEPARATELY ONE ON A SEPARATE SWITCH)	
Line 46471	Note: LOCATION AS PER SKETCH ATTACHED.	
29Feb16 / 29Feb16		
Inv.3520	1 - SUPPLY AND INSTALL KITCHEN LIGHT VALANCE ROUGH IN (INCLUDES 1 SWITCH)	
Line 46474	Note: LOCATION AS PER SKETCH ATTACHED.	
29Feb16 / 29Feb16		
Inv.3520	1 - SUPPLY AND INSTALL ADDITIONAL INTERIOR RECEPTACLE ON SEPARATE CIRCUIT (IE: MICROWAVE, FREEZER) FOR FUTURE OVER THE RANGE MICROWAVE HOOD FAN.	
Line 46475	Note: LOCATION AS PER SKETCH ATTACHED.	
29Feb16 / 29Feb16		

MISCELLANEOUS

PLUMBING



CONSTRUCTION SUMMARY

Teefy Developments Limited / 9130 Bathurst

Lot/Unit: 127 Phase/Building: 1 Model/Floor Plan: Melrose(19-1)

Inv.3520	1 - SUPPLY AND INSTALL WATERLINE ROUGH-IN TO THE FRIDGE LOCATION (NO HOOK UP) TO THE KITCHEN	
Line 46467	Note: LOCATION AS PER SKETCH ATTACHED.	
29Feb16 / 29Feb16		

EXTRAS AS PER OFFER

Stainless Steel Fridge, Stove and Dishwasher and front loading washer and dryer in white from Vendors standard samples, no cash value, not transferable. (Supplied only not installed) ** to - arrange delivery call: The Brick commercial sales division at Worksheet Note:	
Rogers Free Services Package includes 6 months of: home phone, TV and Internet Service. Worksheet Note:	

Purchaser: NASRIN GHAHRAMANI

Property: 127 of Plan -

Telephone Res. / Bus: (416) 824-0423 /

Project: Teefy Developments Limited

Decor Advisor: Diana Rojas

Model and Elevation: Melrose(19-1)

Layout Changes: ☐ Yes ☒ No Sketch Attached: ☒ Yes ☐ No Exterior Colour Scheme:

1. Cabinetry

	Style and Colour	Counter Top	Hardware
Kitchen / Breakfast	BRUSSELS MAPLE - ESPRESSO CL	GRANITE - TAN BROWN	9661 HANDLE
Kitchen Island			
Laundry Room			
Powder Room	BRUSSELS MAPLE - ESPRESSO CL	MADURA PEARL 4922K-52	9671 HANDLE
Main Bathroom	BRUSSELS MAPLE - ESPRESSO CL	MADURA PEARL 4922K-52	9671 HANDLE
Master Ensuite Bathroom	BRUSSELS MAPLE - CAVIAR CL	CALCUTTA MARBLE 4925K-07	9660 HANDLE
Second Ensuite Bathroom (If Applicable)			

Appliances

Custom Size Fridge

☐ Yes ☒ No

Valance Lighting

☒ Yes ☐ No

Microwave / Range Hood

☒ Yes ☐ No

Cooktop / Rangetop

☐ Yes ☒ No

Built in Wall Oven

☐ Yes ☒ No

Slide-in Range

☒ Yes ☐ No

Comment

STANDARD APPLIANCES
OVER THE RANGE MICROWAVE HOOD FAN SPECS ATTACHED

2. Flooring

	Selection
FOYER	13X13 ALPES - WHITE
Main Hall	3-5/8"X3/4" SATIN FINISH GEN R.O. N.F. ENG HRDWD - MURANO
Back Hall	
Breakfast	3-5/8"X3/4" SATIN FINISH GEN R.O. N.F. ENG HRDWD - MURANO
Laundry Room	
Kitchen	3-5/8"X3/4" SATIN FINISH GEN R.O. N.F. ENG HRDWD - MURANO
Powder Room	13X13 ALPES - WHITE
Main Bathroom	13X13 ALPES - WHITE
Master Ensuite	13X13 ALPES - GREY
Bathroom (If Applicable)	
Mud Room	
Living Room	FORMAL ROOM = 3-5/8"X3/4" SATIN FINISH GEN R.O. N.F. ENG HRDWD - MURANO
Dining Room	
Family / Great Room	3-5/8"X3/4" SATIN FINISH GEN R.O. N.F. ENG HRDWD - MURANO
Den / Library / Study	LOWER REC ROOM = PAPILO - 19513 PALE FACES
Basement Landing (If Applies)	13X13 ALPES - WHITE
Lower Landing (If Applicable)	
Upper Landing	
Upper Hall	3-5/8"X3/4" SATIN FINISH GEN R.O. N.F. ENG HRDWD - MURANO
Master Bedroom	PAPILO - 19513 PALE FACES
Bedroom #2	PAPILO - 19513 PALE FACES
Bedroom #3	PAPILO - 19513 PALE FACES
Bedroom #4	
Bedroom #5	

Flooring Continued on Page 2

Initial:

N-Gh

Page 1 of 3



INTERIOR COLOUR SCHEME

T-127

Purchaser: NASRIN GHARAMANI

Property: 127 of Plan -

Telephone Res. / Bus: (416) 824-0423 /

Project: Teeffy Developments Limited

Decor Advisor: Diana Rojas

Model and Elevation: Melrose(19-1)

2. Flooring - Continued -

Upgrade Underpad	Type	Area
	STND	BEDROOMS AND LOWER REC ROOM
Carpet on Stairs	Capped	Runner - *Upgrade
Comment		

3. Plumbing Fixtures / Faucets

Kitchen	STND	Second Ensuite		Powder Room	STND
Master Ensuite	STND			Other Room	
Main Bathroom	STND	LAUNDRY	STND		
Comment					

4. Wall Tile

	Tile Selection	Listello	Insert	Insert Selection
Main Bathroom	8X10 WEAVE - WHITE	<input type="checkbox"/>	<input type="checkbox"/>	
Master Ensuite				
Tub Deck		<input type="checkbox"/>	<input type="checkbox"/>	
Tub Apron		<input type="checkbox"/>	<input type="checkbox"/>	
Tub Surround		<input type="checkbox"/>	<input type="checkbox"/>	
Shower Stall	8X10 WEAVE - WHITE	<input type="checkbox"/>	<input type="checkbox"/>	
Second Ensuite		<input type="checkbox"/>	<input type="checkbox"/>	
		<input type="checkbox"/>	<input type="checkbox"/>	
		<input type="checkbox"/>	<input type="checkbox"/>	
Kitchen Backsplash		<input type="checkbox"/>	<input type="checkbox"/>	
Complete Backsplash		<input type="checkbox"/>	<input type="checkbox"/>	
Comment				

5. Fireplace

	Living Room			Family Room			Other Room - Specify GREAT RM		
	Purchased	As Per Plan	N/A	Purchased	As Per Plan	N/A	Purchased	As Per Plan	N/A
	<input type="radio"/>	<input type="radio"/>	<input type="radio"/>	<input type="radio"/>	<input type="radio"/>	<input type="radio"/>	<input type="radio"/>	<input checked="" type="radio"/>	<input type="radio"/>
Fireplace Type							STND BLF-50		
Mantle Type									
Over Mantle									
Colour / Stain									
Surround									
Hearth									
Comment									

Initial:

N-Gh

Page 2 of 3



INTERIOR COLOUR SCHEME

T-127

Purchaser: NASRIN GHAHRAMANI
Telephone Res. / Bus: (416) 824-0423 /
Decor Advisor: Diana Rojas

Property: 127 of Plan -
Project: Teefy Developments Limited
Model and Elevation: Melrose(19-1)

6. Trim Carpentry

Door Hardware STNDInterior Trim STND

Comment

Interior Doors

☐ 2 Panel Arch Top☒ 2 Panel Square Top☐ 6 PanelInitial for Door Style N-GH

7. Railings and Pickets

Railing Package STNDRailing Colour MURANOWood Stairs ☐ No ☒ OakPicket Colour MATTE BLACKTread Colour MURANO

Comment

8. Plaster Mouldings and Medallions

Foyer

Main Hall

Living Room

Dining Room

Family Room

Kitchen/Breakfast

Den/Library

Lower Landing

Comment

9. Wall Paint

STND

Smooth Ceilings

☐ First Floor☐ First Floor incl. Second Floor Hall☐ First and Second Floor☒ Throughout☐ Not ApplicableTrim Paint STND

10. Additional Comments

11. Disclaimers and Notes

- Colours of all materials are as close as possible to builder's selection, but not necessarily identical due to variances in manufacturing.
- Any extras listed above are null and void unless accompanied by a separate invoice/amendment. Said invoice must be paid in full.
- The Purchaser acknowledges that after Interior Colour Selection form is signed and dated, no further changes will be permitted other than re-selection due to unavailability. N-GH Purchaser's Initials
- The Purchaser acknowledges reading and accepting the "Senator Homes Décor Centre Disclaimers" form. This document contains other miscellaneous disclaimers.

This Interior Colour Selection is final and approved by:

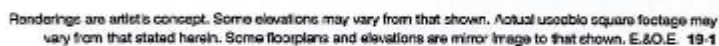
Purchaser:

Signature: NASRIN GH Date: Feb, 29, 2016

Vendor:

Teefy Developments Limited

INITIALS: N G h



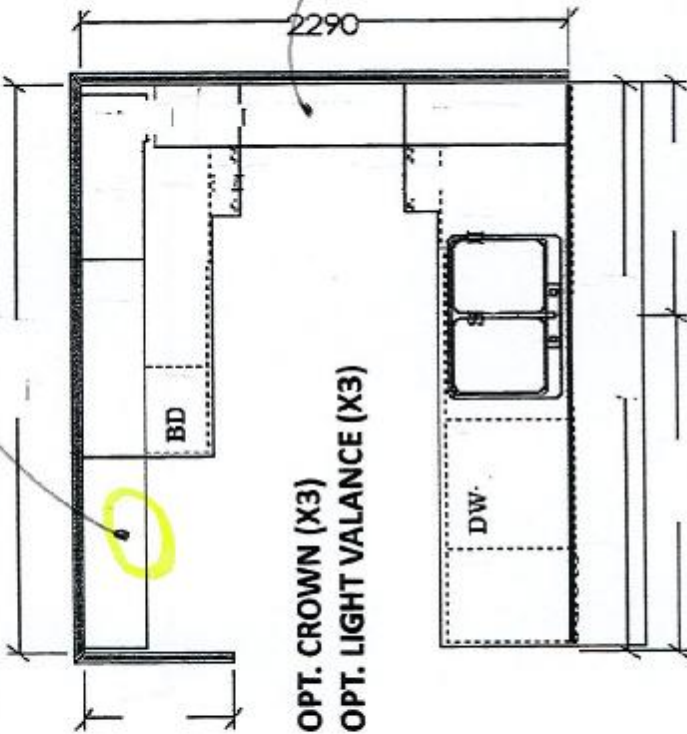
N-ah

MELROSE - TH-19-1

STD. LAYOUT

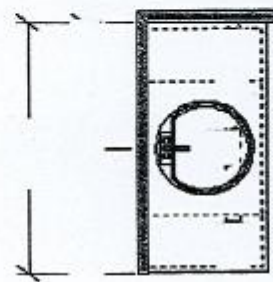
SENATOR HOMES - TEEFY

Opt. Crown (X3)
Opt. Light Valance (X3)

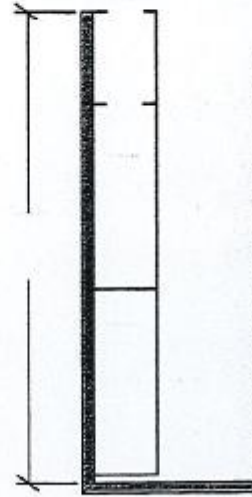


KITCHEN (MAIN FLOOR) ELEV A

OPTIONAL CABINETRY




OPT. BATH (LOWER FLOOR) ELEV A



OPT. LAUNDRY UPPERS (LOWER FLOOR) ELEV A
(BASE CABINETRY NOT REFLECTED ON DWG'S)

T-127
SENATOR HOMES
DECOR CENTRE
DATE: FEB 29 2016
INITIALS: N.Gh



Panasonic 2.0 Cu. Ft. Inverter® Over-the-Range Microwave - Stainless Steel

\$729.97

Item Code: NNSD291S

Dimensions: Width: 30" Height: 16.5" Depth: 15"

Powerful technology commands this Panasonic microwave. Due to consistent delivery of microwave energy using the Inverter® turbo defrost feature, foods no longer under-defrost in the centre or have dry, cooked edges, resulting in evenly and properly defrosted foods. The sensor reheat and cook feature senses when your food is done and shuts off the program, ensuring you don't over- or under-cook your food.

Panasonic

Key Features:

- Inverter® Turbo Defrost
- Movable Louvers
- One-Touch Genius® Sensor Reheat and Cook

**SENATOR HOMES
DECOR CENTRE**

DATE: FEB 29 2016

INITIALS: N-Gh

Inverter® Turbo Defrost

Defrost your frozen items evenly and quickly with the Inverter® Turbo Defrost feature. Due to consistent delivery of microwave energy, and by using a unique low-power control system, foods no longer under-defrost in the centre or have dry, cooked edges, resulting in evenly and properly defrosted foods.

Movable Louvers

When the microwave is in use, louvers open when needed for ventilation purposes. However, when the cooking or defrosting task is complete, the louvers will automatically close for a more streamlined appearance.

One-Touch Genius® Sensor Reheat and Cook

A miniature sensor is the brain behind Panasonic microwave ovens. This device picks up steam from the food as it cooks and relays the signal to the oven's microprocessor. Information is calculated to program the oven to cook each food at the appropriate power level and time required. One touch of a single control pad will activate the sensor, automatically producing perfect cooking results.

Detailed Specifications:

- Deluxe Painted Metal Finish
- Blue LED Light Dial Control System
- Capacity: 2.0 cu. ft.
- Power Output: 1100W
- Super Powerful and Quiet Fan: 450 CFM
- Energy-Saving Cooktop LED Light
- Stylish Blue Colour LED Display
- Sensor Reheat
- Sensor Cook with Instant Access (15 Categories)
- Inverter® Turbo Defrost
- Half-Mirror Glass Door
- Child Safety Lock
- Exterior Dimensions: 29.9" w x 15.5" d x 16.5" h