

HIGHCASTLE HOMES - COLOUR SCHEDULE

Purchasers: RAMANINDER S BHARJ & HARPREET KAUR
Telephone Res. / Bus: (905) 913-2711 / (647) 835-4006
Decor Advisor: Caroline Rajcsanyi

Property: 32Phase: 2 of Plan - Draft Plan 21T-9005B

Project: 2073737 Ontario Inc.

Model and Elevation: Dorset Elev B

KITCHEN AND VANITIES

KITCHEN AND VANITIES	Cabinet	Counter	Hardware
Kitchen	Lv2 - Camden Maple - Dark Rye CL	Lv1 - GR-San Gabriel	9677 Handle
Main Bathroom	NA	N/A	N/A
Ensuite Bathroom	Lv2 - Camden Maple - Dark Rye CL	1874K-52 Winter Carnival	9677 Handle
Ensuite 2	Lv2 - Camden Maple - Chocolate CL	6699-46 Sand Flow	9677 Handle
Ensuite 3/4	Lv2 - Camden Maple - Espresso CL	4957K-22 Mocha Fantastico	9677 Handle
Ensuite 5	Lv2 - Simcoe 3DL - Cafe Noir	Calcutta Marble 4925K-07	9677 Handle
Spice Kitchen	Lv2 - Camden Maple - Dark Rye CL	Smoky Topaz 4589K-07	9677 Handle
Powder Room	Lv2 - Camden Maple - Chocolate CL	Autumn Carnival 1877K-52	9677 Handle
Opt. Breakfast Bar	Counter Height/Flush	Kitchen Hood Fan Kitchen Upper Height	Premier Hood Cabinet 100 cm

Stove opening – if not specified will be set to builders standard opening of approximately 30 in width

Fridge Opening – if not specified will be set to builders minimum opening of approximately 33 x71 height (townhouses)

- if not specified will be set to builders minimum opening of approximately 36 x 71 height (singles)

Counter top Edge

Kitchen	Double Edge (1 1/2") Double Bevelled	

**Opt. Kitchen
Extras**

PARQUET / HARDWOOD OR BROADLOOM

Kitchen / Breakfast	N/A	Master Bedroom	*Oak Strip Lauzon Essential Expert 3 1/8" x 3/4"-Chai Tea
Great Room	N/A	Bedroom 2	Lv3-True ambition Lv3- 933-Icebreaker
Living / Formal Room	*Oak Strip Lauzon Essential Expert 3 1/8" x 3/4"-Chai Tea	Bedroom 3	Lv3-True ambition Lv3- 933-Icebreaker
Dining Room	*Oak Strip Lauzon Essential Expert 3 1/8" x 3/4"-Chai Tea	Bedroom 4	Lv3-True ambition Lv3- 933-Icebreaker
Family Room	*Oak Strip Lauzon Essential Expert 3 1/8" x 3/4"-Chai Tea	Bedroom 5	Lv3-True ambition Lv3- 933-Icebreaker
Main Hall	N/A		
Main Stairs	Oak	Fin Bsmt Area	*1-Laminate-8mm Satin Finish Trend 4 7/8" x 5/16" - Terra
Upper Hall	*Oak Strip Lauzon Essential Expert 3 1/8" x 3/4"-Chai Tea	Utility Stairs	Lv3-True ambition Lv3- 933-Icebreaker
Corn. Centre/Home Office	N/A	Basement	N/A
Main Stair Landing	*Oak Strip Lauzon Essential Expert 3 1/8" x 3/4"-Chai Tea	Basement Landing	*Oak Strip Lauzon Essential Expert 3 1/8" x 3/4"-Chai Tea
Library/Den/Study	*Oak Strip Lauzon Essential Expert 3 1/8" x 3/4"-Chai Tea	Basement Stairs	Oak
In Law Suite	N/A		

Carpet Runner ☐ Yes ☒ No

Underpad Main Floor

Underpad 2nd Floor

Underpad Main Stairs

NA NA

Opt. Flooring Extras

1

FLOOR AND WALL TILES

FLOOR AND WALL TILES		Floor Tile	Wall Tile	Decor	Listello
Front Foyer		17.7 X 17.7 Champions Ivory			
Main Hall		17.7 X 17.7 Champions Ivory			
Kitchen/Breakfast		17.7 X 17.7 Champions Ivory	Kitchen Backsplash	4.25 x 4.25 C&D (Grp 1-BR) Bone	<input type="checkbox"/>
Powder Room		17.7 X 17.7 Champions Ivory	Pwdr Wall if Applicable	N/A	<input type="checkbox"/>
Laundry		N/A			

Decor Listello

	Floor	Tub Wall	Shower Wall	Deck Skirt	Deck Splash		
Main Bathroom	N/A	N/A	N/A	N/A	NA	<input checked="" type="checkbox"/>	<input type="checkbox"/>
Master Ens	2-13x13, Alabastrino, Beige	N/A	3-10x13, Alabastrino, Beige	2-13x13, Alabastrino, Beige	2-13x13, Alabastrino, Beige	<input checked="" type="checkbox"/>	<input type="checkbox"/>
Ensuite 2	2-13x13, Imperial, White	N/A	3-10x13, Imperial, White	N/A	NA	<input checked="" type="checkbox"/>	<input type="checkbox"/>
Ensuite 3/4	2-13x13, Alabastrino, Grey V	3-10x13, Alabastrino, Grey/V	N/A	N/A	NA	<input checked="" type="checkbox"/>	<input type="checkbox"/>
Ensuite 5	2-13x13, Alabastrino, Grey V	3-10x13, Alabastrino, Grey/V	NA	N/A	NA	<input checked="" type="checkbox"/>	<input type="checkbox"/>
						<input type="checkbox"/>	<input type="checkbox"/>

Shower - Upgrade Floor

<p>1. Identifikasi Masalah</p> <p>Sebelum memulai penelitian, peneliti harus mengidentifikasi masalah yang akan diteliti. Hal ini dilakukan dengan cara membaca literatur yang relevan dan melakukan observasi awal.</p>	<p>2. Penyusunan Hipotesis</p> <p>Setelah mengidentifikasi masalah, peneliti harus menyusun hipotesis yang akan diuji. Hipotesis adalah pernyataan yang menyatakan tentang hubungan antara variabel-variabel yang diteliti.</p>
<p>3. Penyusunan Rencana Penelitian</p> <p>Setelah menyusun hipotesis, peneliti harus menyusun rencana penelitian yang akan dilakukan. Hal ini meliputi menentukan metode penelitian, sampel, dan instrumen yang akan digunakan.</p>	<p>4. Pengumpulan Data</p> <p>Setelah menyusun rencana penelitian, peneliti harus mengumpulkan data yang diperlukan untuk menguji hipotesis. Hal ini dilakukan dengan cara melakukan observasi, wawancara, dan penyebaran kuisioner.</p>
<p>5. Analisis Data</p> <p>Setelah mengumpulkan data, peneliti harus melakukan analisis data yang diperlukan untuk menguji hipotesis. Hal ini meliputi analisis statistik deskriptif dan inferensial.</p>	<p>6. Penyimpulan</p> <p>Setelah melakukan analisis data, peneliti harus menyimpulkan hasil penelitian yang diperoleh. Hal ini meliputi menyimpulkan apakah hipotesis yang diajukan terbukti atau tidak.</p>

Opt. Tile Extras

***SPICE KITCHEN - TILES - 17.7 X 17.7 Champtions Ivory

HIGHCASTLE HOMES - COLOUR SCHEDULE

Purchasers:
Telephone Res. / Bus:
Decor Advisor:

RAMANINDER S BHARJ & HARPREET KAUR
(905) 913-2711 / (647) 835-4006
Caroline Rajcsanyi

Property: 32Phase: 2 of Plan - Draft Plan 21T-9005B
Project: 2073737 Ontario Inc.
Model and Elevation: Dorset Elev B

PLUMBING / FAUCETS

Powder Room
Main Bath
Master Ensuite
2nd Ensuite
R.I. Bath

Standard
N/A
Standard
Standard
*3 Piece

Laundry
Ensuite 3/4
Ensuite 5
Spice Kitchen

N/A

Standard Chateau faucet

Kitchen Sink
Kitchen Faucet

*Undermount
Standard

Drain for 2nd floor Laundry
Waterline for fridge

☐ Yes
☒ No

☒ Yes
☐ No

Supply and install all toilet paper holders, towel bars and soap dishes

☒ Yes
☐ No

Whirlpool

Opt. Plumbing Extras

PAINTING

Wall Colour

Trim Colour

Railing Colour

Pickets Colour

Stair Colour

25 Oyster
Opt. Paint Extras

Standard

*Stained as Floor

*Wrought Iron

*Stained as Floor

MISCELLANEOUS

Railing Style

RAILING - UPGRADE 1 - 1/2in Wrought iron black square picket with square collar on alternating picket, 3in oak handrail and 3 1/2in oak std. post.

Opt. Garage Door
Interior Doors

*Yes-Grade Permitting
Carrera

Opt. Side Door
Int. Door Hardware
Trim Style

*Yes-Grade Permitting
*1 - Elite Pewter Lever
STEP 7 1/4" 1st flr, 5 1/4" 2nd flr base w/3 1/2"case

Stair Type
Ext. Door Hardware
Cold Cellar

Oak
*Pewter Exterior package

☒

Smooth Ceiling 1st Floor
Smooth Ceiling 2nd Floor
Supply and Install Standard Mirrors
Misc.

☒ Yes
☐ Yes
☒ Yes
☐

☐ No
☒ No
☐ No
☐

Basement Windows Upgrade

☒ Yes
☐ No

HEATING

Fireplace

Type

Mantle

Surround

Hearth

Family Room

36" Standard

*Stonecast

N/A

N/A

Air Conditioning
Hood Fan Duct
Gas Provisions for Dryer
Gas Provisions for Stove

☐ *Yes
☒ 6 inch
☐ 8 inch
☐ 10 inch

☐ *Yes
☒ Yes
☐ No
☐ No

Gas Provisions for BBQ
Humidifier

☒ Yes
☒ Yes

☐ No
☐ No

Exterior Colour Scheme:

Pre-selected By Vendor

NOTE: The Purchaser(s) agree(s) that:

a) Colours of materials are as close as possible to Vendor's selections, but not necessarily identical due to variances in manufacturing or manufacturers.

b) Purchaser(s) has checked and acknowledges accuracy of the above selections. Where omissions occur on the original colour selection sheet Purchaser(s) acknowledge that the Builder's selection will be final.

c) Upgrades or extras listed on this schedule will not be deemed part of the Agreement of Purchase and Sale. Any such upgrades or extras shall be null and void unless accompanied by a separate invoice and amendment. Said invoice must be paid in full.

d) The Purchaser(s) further agrees that in the event that the Vendor has preselected colours prior to the purchase of the house, the prescribed colours are final not withstanding that the Purchaser may have completed a colour selection schedule

d) The Purchaser(s) Acknowledges that once this colour schedule is signed and dated, no changes, additions or deletions will be permitted other than re-selection due to unavailability.

A \$350.00 (Per Occurance) change/administration fee will apply to above exceptions.

This Interior Colour Selection is final and approved by:

Signature: _____ Date: _____

Printed 10/11/2016 12:10:13

Signature: _____ Date: _____

Builder's Agent: _____ Date: Oct 11 16



Highcastle Homes Décor Centre Disclaimers

Lot#: 32 Model: Dorset Elev B in Riverwalk II - 2073737 Ontario Inc.

PURCHASERS: RAMANINDER S BHARJ and HARPREET KAUR

TEL: RES.: 905-913-2711 BUS.: 647-835-4006

Through years of doing business, we at Highcastle Homes have encountered issues beyond our control. The following disclaimers apply to all instances of Purchaser's Extras forms and all Interior Colour Scheme forms.

Fireplaces

Fireplace Marble: Due to the many variables that can affect the pattern and/or design, frequently the marble installed on the fireplace will not be identical to the samples. We will make every attempt to come as close to the samples as possible, but cannot be responsible for results which differ from the samples.

Ceramic Floor Tile

Many variables including variegation can affect tile colour, pattern and/or design which mean installed tiles may not be identical to the samples. We will make every attempt to come as close as possible, but cannot be responsible for results which differ from the samples.

Hardwood Flooring

The purchaser is advised that cupping and shrinkage are characteristics of hardwood flooring normal appearing some time after installation, and no warranty is provided by the flooring supplier with respect to such cupping and shrinkage. The vendor agrees to install any hardwood flooring ordered by the purchaser in good and workmanlike manner, but shall not be responsible for, and is hereby released by the purchaser from responsibility and liability for cupping and shrinkage of hardwood flooring.

Shrinking and expanding/cupping of the hardwood floors may occur if the humidity levels in the home are not kept at industry recommendations. If the hardwood floors shrink or expand due to the homeowner not complying with these levels, the hardwood floor will no longer be under warranty and it will be the homeowner's responsibility to repair the flooring.

Stain Colours

Due to many variables that can affect the outcome of a stain colour on wood, staircases, railings, and fireplaces, will not be identical to samples. Factors such as density, age humidity, air temperature, and the uniqueness of each piece of wood can result in wide variations in darkness or lightness. We will make every attempt to come as close to the sample as possible, but cannot be responsible for results which differ from the samples.

Stain on pre-finished hardwood floors will not be an exact match to the stain colours available on stairs, pickets and rails. The purchaser is responsible for choosing the stain on these areas to their satisfaction.

Appliances

All fridge openings are set to builder's standard width. Please advise Décor Centre at time of colour appointment if custom sizing of cabinets is required for any built-in appliances. The purchaser is responsible for costs and fees associated with changes to pre-manufactured kitchens made subsequent to colour appointments.

Kitchen Cabinets

The kitchen you order/purchase will undoubtedly contain slight colour variations. The degree of these variations is virtually impossible to determine before the kitchen is installed in its intended location. The amount of and type of lighting will also affect various highlights in the finish. Note: No two pieces of wood are identical. Variations in colour tone and grain patterns make a perfect colour match virtually impossible. It is generally agreed that these variations add to the natural beauty of a wood kitchen.

Shrinking and expanding of the kitchen cabinets may occur if the humidity levels in the home are not kept at industry recommendations. If the cabinets shrink or expand due to the homeowner not complying with these levels, the cabinets will no longer be under warranty and it will be the homeowner's responsibility to repair the cabinets.

Plaster Mouldings and Medallions

Plaster mouldings will not be installed in open to above areas or areas with 2 storey elements.

Metal Spindles

Due to the characteristics of wrought iron railing production, it is possible for the wrought iron to develop a scale effect. This scale may or may not be totally covered during the painting process. In effect, once the wrought iron picket is painted, the paint may in effect amplify the iron scale depending on the colour chosen. This is a natural effect of wrought iron and should not be construed as a defect or damage.

I hereby acknowledge reading and understanding the above copy and will not hold Highcastle Homes responsible for any issues in relation to above.

Purchasers Signature(s):

Ramaninder S Bharj *Harpreet Kaur* Date: *17 Oct 2016*

Lot 32
Riverwalk II

MOSCONE
MARBLE


STANDARD EDGE



Single Straight polished 3/4"

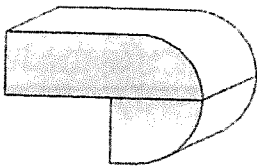


Single Bullnose 3/4"

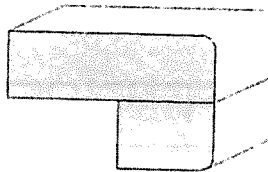


Single Bevel 1/4" top bevel 3/4" thick

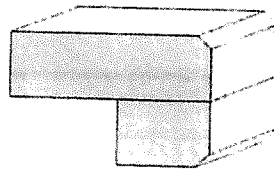
UPGRADE #1 EDGES



Double Bullnose 1.5" thick

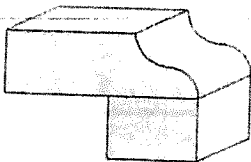


Double Pencil 1.5" thick

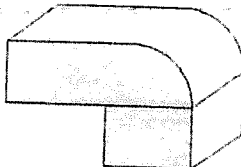


Double Bevel 1/4" top & bottom 1.5" thick

UPGRADE #2 EDGES



Double Ogee 1.5" thick



Double Quarter Moon 1.5" thick

Sign Hassan
Sign Danyel
Kaur.

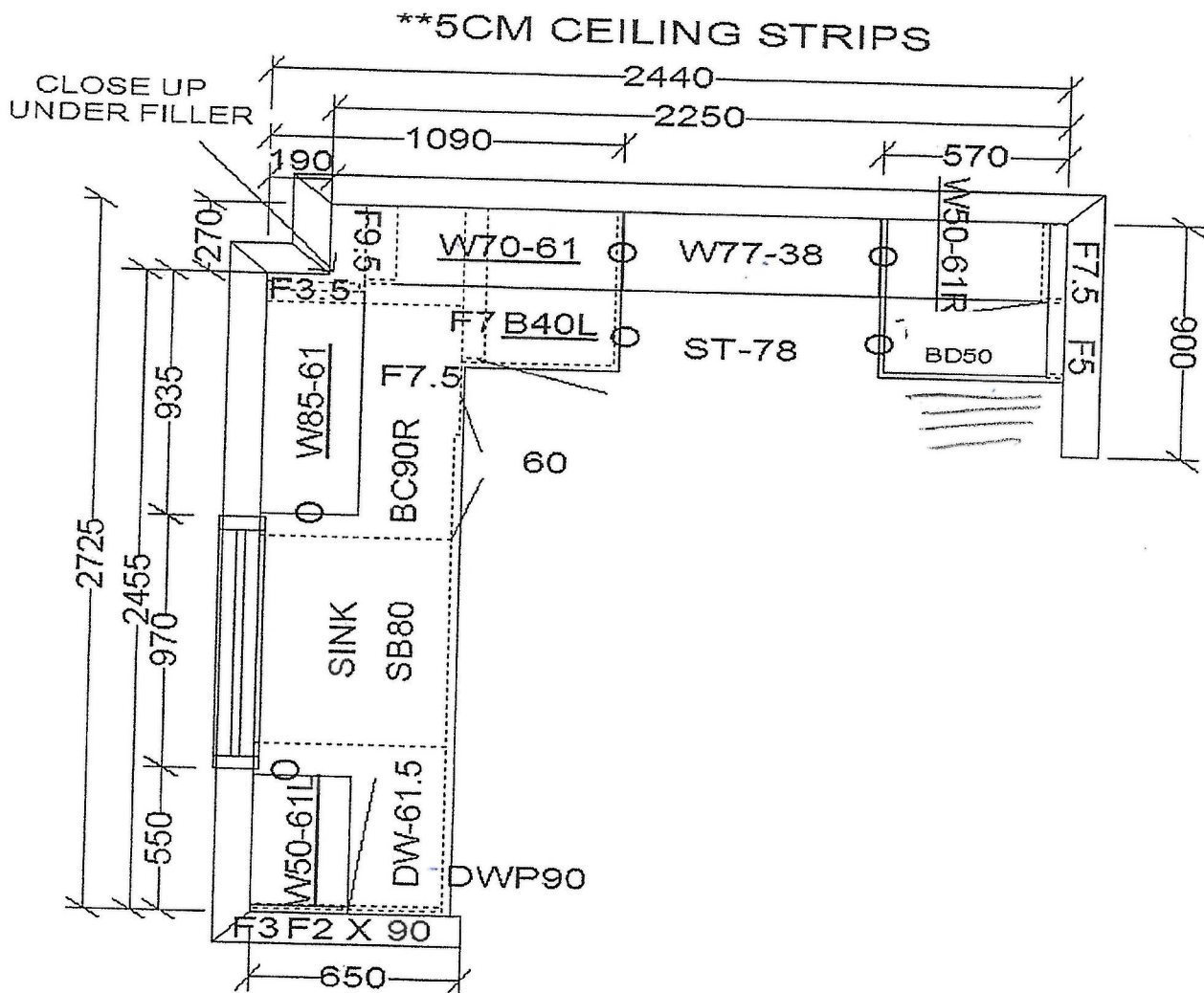
Date 14 Sep 2016
Date 14 Sep 2016

FRENDEL KITCHENS LIMITED	17-Sep-2013
Highcastle Homes / Riverwalk (Brampton) Ph 2	
LOT 32 Laundry - Kitchen 2	
Model: Dorset	Drawn by: SanjeevK

Lot 32
Riverwalk ii

1 T6885

* SPICE KITCHEN *
(IN LIEU OF LAUNDRY,
ON MAIN FLR)



SK

Sign
Sign Sanjeev Kaur.

Date
Date: 13 July 2016.



PLS DELETE
PREV CONSTRUCTION SUMMARY
Oct 11, 16

CONSTRUCTION SUMMARY			
Riverwalk II - 2073737 Ontario Inc.			
PURCHASERS: RAMANINDER S BHARJ and HARPREET KAUR		TEL: RES : 905-913-2711 BUS : 647-835-4006	
LOT / PHASE 32 / 2	REG. PLAN # Draft Plan 21T-9005B	HOUSE TYPE Dorset Elev B	CLOSING DATE 12-Apr-17

Agreement of Purchase and Sale

Builder to convert open to above in family room to the 5th bedroom and include 3 piece bathroom and walk in closet as per Schedule FP 1 to be finished with from builders standard samples Worksheet Note	
Builder to convert open to above in family room to the 5th bedroom and include 3 piece bathroom and walk in closet as per Schedule FP 1 to be finished with from builders standard samples Worksheet Note	

Sign: 

Date: 17 Oct 2016

Sign: 

Date: 17 Oct 2016



CONSTRUCTION SUMMARY

Riverwalk II - 2073737 Ontario Inc.

PURCHASERS: RAMANINDER S BHARJ and HARPREET KAUR

TEL: RES 905-913-2711 BUS 647-835-4006

LOT/PHASE	REG. PLAN #	HOUSE TYPE	CLOSING DATE
32 / 2	Draft Plan 21T-9005B	Dorset Elev B	12-Apr-17

1) CONSTRUCTION

1 - BUILDER DISCOUNT 11Oct16 Note 11,220/32542	
1 - SQUARE COFFERED CEILING (LARGE) ON MAIN FLOOR (KITCHEN AND BREAKFAST AREA) 12Jul16 Note 11,182/31578	
1 - CHANGE LAUNDRY LAYOUT AS PER ATTACHED DRAWING, WITH GAS LINE FOR STOVE, STANDARD HOOD FAN WITH 6" DUCT, STANDARD DROP IN SINK AND STANDARD CHATEAU FAUCET AND STOVE PLUG. LAUNDRY RELOCATED TO THE BASEMENT 12Jul16 Note 11,182/31059	
1 - CHANGE STANDARD TUB TO FRAMELESS GLASS SHOWER FRONT WITH TILED CEILING AND LIGHT (ENSUITE #2) 12Jul16 Note 11,182/31058	

3) HEATING / AIR CONDITIONING

1 - R/I BBQ AS PER PLAN (OUTSIDE OF BREAKFAST AREA) SEE PLAN 11Oct16 Note 11,220/32403	
1 - GAS LINE - ROUGH-IN FOR STOVE INCLUDING ELECTRICAL OUTLET (MAIN KITCHEN) 11Oct16 Note 11,220/32084	

4) PLUMBING

1 - WATER LINE - FRIDGE - ROUGH IN ONLY 11Oct16 Note 11,220/32087	
1 - SINK - KITCHEN - UNDERMOUNTED (RECTANGULAR SQUARE - DOUBLE EQUAL BOWL) 11Oct16 Note 11,220/32085	

5) ELECTRICAL

1 - POT LIGHT - WATERPROOF SHOWER POTLIGHT WITH LED ENERGY STAR BULB (MASTER ENSUITE SHOWER) 11Oct16 Note 11,220/32528	
3 - PLUG - INTERIOR RECEPTICAL - BESIDE CABLE OVER FIREPLACE IN FAMILY ROOM FOR FUTURE WALL MOUNT TV, ON WALL OF BEDROOM #2 AND MASTER BEDROOM WALL FOR FUTURE WALL MOUNT TVS (SEE PLAN) 11Oct16 Note 11,220/32067	

6) FLOORING & WALL TILE

1 - CARPET - LEVEL 3 - 2ND FLR. (EXCL. UPPER HALL AND MASTER BEDROOM) 11Oct16 Note 11,220/32056	
---	--

8) FINISHING

2 - STAIN STAIR & RAILING PER FLOOR 11Oct16 Note 11,220/32082	
---	--

9) CABINETRY

1 - EXTRA KITCHEN ADDED (SEE PLAN) TO CHANGE FROM 61 CM TO 100 CM TALL CABINETS (SPICE KITCHEN) 11Oct16 Note 11,220/32088	
1 - UPPER CABINETS-UPPER ANGLE CORNER CABINET PER UNIT-LEVEL 1 OR LEVEL 2 11Oct16 Note 11,220/32052	

Sign: *[Signature]*
Sign: *[Signature]*

Date: *[Signature]*
Date: 17 Oct 2016



CONSTRUCTION SUMMARY

Riverwalk II - 2073737 Ontario Inc.

PURCHASERS: RAMANINDER S BHARU and HARPREET KAUR

TEL: RES 905-913-2711 BUS 647-835-4006

LOT / PHASE	REG. PLAN #	HOUSE TYPE	CLOSING DATE
32 / 2	Draft Plan 21T-9005B	Dorset Elev B	12-Apr-17

9) CABINETRY

1 - UPPER CABINETS - PREMIER HOOD CABINET WITH 600 CFM FAN (AVAILABLE ONLY IN STAINS & PAINTS)(MAX 36" COOKTOP)(N/A WITHOUT CROWN MOULDING, SEE LINE K08-K12 FREDENL SPEC CHART) 11Oct16 Note: 11,220/32051	
1 - COOKTOP CABINET WITH FALSE TOP DRAWER AND POTS AND PANS DRAWER BELOW (ELECTRICAL INCLUDED) - LEVEL 1 OR LEVEL 2 11Oct16 Note: 11,220/32048	
1 - BUILT IN DOUBLE APPLIANCE CABINET WITH DRAWER BELOW (TRIMKIT REQUIRED)(ELECTRICAL ROUGH IN ONLY) - LEVEL 1 OR LEVEL 2 11Oct16 Note: 11,220/32047	

Hardwood

1 - OAK - 3/4" X 3 1/8" ENGINEERED - STAINED - UPGRADE FROM 3/4" X 3 1/8" OAK NATURAL - - UPPER HALL (UPGRADE FROM 3/4"x3 1/4" NATURAL HARDWOOD)) 11Oct16 Note: 11,220/32081	
1 - OAK - 3/4" X 3 1/8" ENGINEERED - STAINED - UPGRADE FROM 3/4" X 3 1/8" OAK NATURAL - - MASTER (UPGRADE FROM 3/4"x3 1/4" NATURAL HARDWOOD)) 11Oct16 Note: 11,220/32080	
1 - OAK - 3/4" X 3 1/8" ENGINEERED - STAINED - UPGRADE FROM 3/4" X 3 1/8" OAK NATURAL - - LIVING ROOM (UPGRADE FROM 3/4"x3 1/4" NATURAL HARDWOOD)) 11Oct16 Note: 11,220/32079	
1 - OAK - 3/4" X 3 1/8" ENGINEERED - STAINED - UPGRADE FROM 3/4" X 3 1/8" OAK NATURAL - - FAMILY ROOM (UPGRADE FROM 3/4"x3 1/4" NATURAL HARDWOOD)) 11Oct16 Note: 11,220/32078	
1 - OAK - 3/4" X 3 1/8" ENGINEERED - STAINED - UPGRADE FROM 3/4" X 3 1/8" OAK NATURAL - - DINING ROOM (UPGRADE FROM 3/4"x3 1/4" NATURAL HARDWOOD)) 11Oct16 Note: 11,220/32077	
1 - OAK - 3/4" X 3 1/8" ENGINEERED - STAINED - UPGRADE FROM 3/4" X 3 1/8" OAK NATURAL - - DEN / OFFICE (UPGRADE FROM 3/4"x3 1/4" NATURAL HARDWOOD)) 11Oct16 Note: 11,220/32076	

WINDOWS AND DOORS - EXTERIOR

6 - WINDOW - BASEMENT - ENLARGE PREVIOUS 36 INCH (W) X 24 INCH (H) TO 48" W X 24" H - EACH ADDITIONAL 09Sep16 Note: 11,232/32342	
1 - DOOR - EXTERIOR - SIDE ENTRANCE - INCLUDES EXTERIOR LIGHT 12Jul16 Note: 11,182/31052	
6 - WINDOW - BASEMENT - ENLARGE STANDARD TO 36 INCH (W) X 24 INCH (H) - EACH ADDITIONAL 12Jul16 Note: 11,182/31051	

This Document is Extremely Time Sensitive - Printed 11 Oct 16 at 12:11

Sign: *Yashinder*
Sign: *Harpreet Kaur*

Date: 17 Oct 2016

Date: 17 Oct 2016

RF23J90TISR

22.5 cu. ft. Counter Depth 4-Door Refrigerator with CoolSelect Plus



MAIN KITCHEN
LOT 32

Features


- 4-Door Counter-Depth Design
- Large Capacity – 22.5 cu. ft.
- CoolSelect Plus®
- Triple Cooling System
- Ice Master Ice Maker in the Refrigerator
- ENERGY STAR® Compliant
- High-Efficiency LED Lighting
- Stainless-Look Display
- Stainless Steel Accents on Interior Shelving and Door Bins
- Fingerprint-Resistant Coating
- Tempered Glass Spill-Proof Shelves
- Flip-Up Shelf
- Gallon Door Bins
- Two Clear Crispers

Convenience

- Door Alarm
- Water Filter Indicator



Clean, Modern Design



Triple Cooling System

Available Colour:



Stainless Steel

Signature Features

CLEAN, MODERN DESIGN

- Artful and symmetric design expresses individuality.
- Beautifully appointed stainless steel body and interior trim.

COUNTER DEPTH

- More capacity, smaller floor space.
- Our 22.5 cu. ft. capacity French Door has enough room to fit up to 22 bags of groceries.¹
- Stylish counter-depth design allows for more workable space in the kitchen.

¹Grocery comparison based on each cubic foot of usable space equalling one paper bag.

COOLSELECT PLUS

- Versatile bottom-right door can be a fridge or freezer, maximizing fresh food storage space.
- Fresh food storage space available at 18.05 cu. ft., when CoolSelect Plus is used as a refrigerator.
- Four customizable temperature settings available: Freezer at -23°C – -18°C, Soft Freeze at -5°C, Chill at -1°C and Cool at 5°C.



Ranked "Highest in customer satisfaction with French Door refrigerators, in a tie."*

—J.D. Power

SAMSUNG

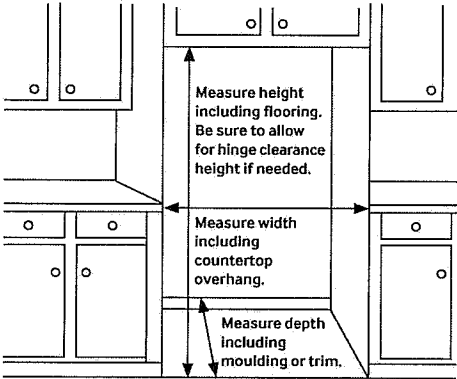
RF23J9011SR

22.5 cu. ft. Counter Depth 4-Door Refrigerator with CoolSelect Plus

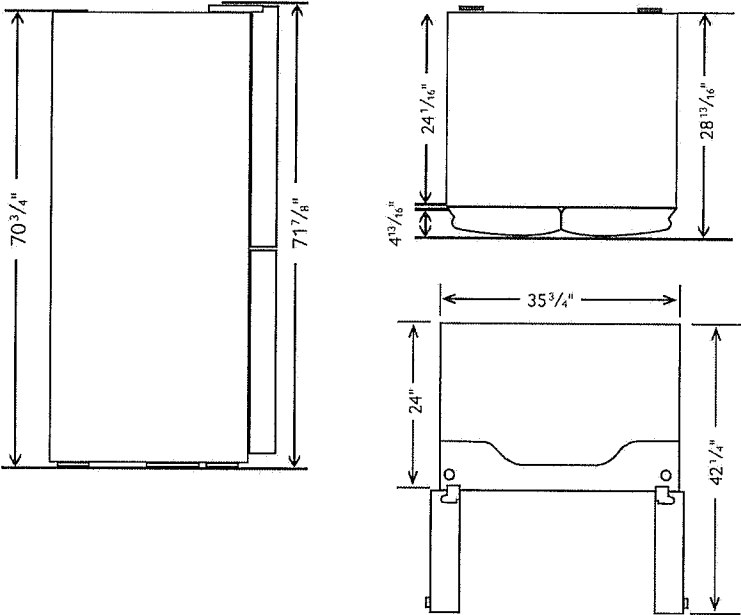
Installing Your Refrigerator

1. Measure the height, width and depth of the opening, making sure to include baseboards, moulding tile, countertop overhang, etc. Check to be sure there is enough room to open the door (consider walls, islands or other obstacles when measuring).
2. Refer to illustration below to determine dimensions.
3. Allow 2" of clearance on hinge side of refrigerator when installing next to a wall where the handle may make contact.
4. Allow 1" minimum clearance at rear for proper air circulation and water/electrical connections. Allow a 3/8" minimum clearance at sides and top for ease of installation.
5. Ensure each door and entry way in the home is wide enough for the refrigerator to be moved through easily.

Please note: The following dimension and cut-out information is for planning purposes only. For complete installation details consult manual packed with product, or download manual online at samsung.com.



Dimensions



Total Capacity: 22.5 cu. ft.

Refrigerator: 13.6 cu. ft.

- Premium External Filtered Water and Ice Dispenser (Crushed or Cubed Ice)
- Ice Master Ice Maker
- High-Efficiency LED Lighting
- 2 Clear Crispers
- 5 Tempered Glass Spill-Proof Shelves
 - 1 Slide-in & fold-up
 - 1 Flip-Up
 - 3 Fixed

CoolSelect Plus: 4.45 cu. ft.

- 1 EZ Slide-Out Shelf
- 2 Drawers
- 4 Temperature Zones:
 - 5°C
 - -1°C
 - -5°C
 - -23°F – -18°F
- High-Efficiency LED Lighting

Freezer: 4.45 cu. ft.

- 1 EZ Slide-Out Shelf
- 2 Freezer Drawers
- High-Efficiency LED Lighting

Accessories

Water Filter: HAF-CIN

Warranty

One (1) Year Parts and Labour on Refrigerator
Five (5) Years Parts and Labour on Sealed Refrigeration System Only*
Ten (10) Years Parts and Five (5) Years Labour on Digital Inverter Compressor

*Compressor, evaporator, condenser, drier, connecting tubing

Product Dimensions & Weight

Dimensions (WxHxD with hinges, handles and doors):
35 3/4" x 71 7/8" x 28 7/8"

Dimensions (WxHxD without hinges and door):
35 3/4" x 70 3/4" x 24 1/16"

Dimensions (WxHxD with hinge and door, no handle):
35 3/4" x 71 7/8" x 28 7/8"

Weight: 352.7 lbs.

Shipping Dimensions & Weight (WxHxD)

Dimensions: 38 5/16" x 78" x 31 5/16"

Weight: 385.8 lbs.

Colour	Model #	UPC Code
Stainless Steel	RF23J9011SR/AA	887276088969


SAMSUNG

*Samsung received the highest numerical score for French door refrigerators in a tie in the proprietary J.D. Power 2014 Kitchen Appliance Study.SM Study based on 15,380 total responses measuring 10 French door refrigerators brands and measures opinions of consumers about their new appliance purchased in the past 24 months. Proprietary study results are based on experiences and perceptions of consumers surveyed in January-March 2014. Your experiences may vary. Visit jdpower.com.
Actual colour may vary. Design, specifications, and colour availability are subject to change without notice. Non-metric weights and measurements are approximate. Clearance requirements are the recommended minimum only. Check the regulations and codes in your area for any additional requirements.

30" Speed Combination Oven

Benchmark® Series – Stainless Steel HBLP751UC

MAIN KITCHEN
LOT 32



HBLP751UC
Stainless Steel

The Bosch speed combination oven allows for faster cooking results and features a QuietClose™ door.

Features & Benefits

- Cooks Faster than a traditional oven and can be used as a microwave.
- Dampened hinges softly and quietly guide the QuietClose™ door shut.
- The color TFT control panel with SteelTouch™ buttons is easy to use.
- A full-extension telescopic rack offers safe access to the oven cavity.
- The wall oven is designed to be installed flush with cabinetry.



*Wall oven only

General Properties

Cooking modes – upper cavity	Microwave; 12 Auto Programs (including Auto Defrost, Melt Butter, Soften Ice Cream, Pizza), 9 Sensor Cook Programs, 9 AutoChef™ Speed Programs, Hi & Lo Broil, European Convection, Keep Warm, Frozen Foods
Cooking modes – lower cavity	Bake, Variable Broil (hi & low), Roast, Warm, Sabbath, Proof Dough, Convection Bake, Convection Broil, Convection Roast, Pizza, Multi Rack Genuine European Convection, Convection Conversion, AutoProbe, Fast Preheat, EcoChef, Speed Convection (Frozen Foods)
Cleaning type – lower	Self Clean
Telescopic rack	1
Illumination type	Incandescent (Upper); Halogen (Lower)
Interior lights – upper / lower cavity	1 / 2

Oven Performance

Microwave power – upper cavity	1000 W
Bake / broil element wattages – upper cavity	600 / 1,750 W

Oven Performance (continued)

Bake / broil element wattages – lower cavity	2,400 / 3,800 W
Convection element wattages – lower cavity	1,700 W / 2,000 W

Technical Details

Watts (W)	9,725 W
Circuit breaker (A)	40 A
Volts (V); Frequency (Hz)	240 / 208 V; 60 Hz
Power cord length (in)	50"
Plug type	Fixed Connection, No Plug
Energy source	Electric


Dimensions & Weight

Overall appliance dimensions (HxWxD)(in)	49" x 29 3/4" x 24 1/2"
Required cutout size (HxWxD) (in)	48 5/8" x 28 1/2" x 23 1/2"
Oven cavity size – upper	1.6 cu. ft.
Oven cavity size – lower	4.6 cu. ft.
Overall lower oven interior dimensions (HxWxD) (in)	17 13/16" x 24 1/8" x 18"
Usable lower oven interior dimensions (HxWxD) (in)	12 5/16" x 23 1/4" x 15 1/4"
Net weight (lbs)	259 lbs

Accessories—Included

Upper Oven: Metal Turntable, Square rack, Ceramic Cooking Tray
Lower Oven: 1 Telescopic and 2 Standard Oven Racks, Temperature Probe, Broiler Pan

Accessories—Optional



HEZTR301
30" Telescopic Rack

For help and assistance with Bosch accessories please visit: www.bosch-eshop.com/eshop/bosch/us or call 1-800-944-2904 Mon-Fri 5am to 6pm PST Sat 6am to 3pm PST

Notes: All height, width and depth dimensions are shown in inches. BSH reserves the absolute and unrestricted right to change product materials and specifications, at any time, without notice. Consult the product's installation instructions for final dimensional data and other details prior to making cutout. Applicable product warranty can be found in accompanying product literature or you may contact your account manager for further details.

Warranties: Bosch warrants that the Product is free from defects in materials and workmanship for a period of three hundred and sixty-five (365) days from the date of purchase. The foregoing timeline begins to run upon the date of purchase, and shall not be stalled, tolled, extended, or suspended, for any reason whatsoever. This Product is also warranted to be free from cosmetic defects in material and workmanship (such as scratches of stainless steel, paint/porcelain blemishes, chip, dents, or other damage) to the finish of the Product, for a period of thirty (30) days from the date of purchase or closing date for new construction. This cosmetic warranty excludes slight color variations due to inherent differences in painted and porcelain parts, as well as differences caused by kitchen lighting, product location, or other similar factors. This cosmetic warranty specifically excludes any display, floor, "As Is", or "B" stock appliances.

For more information on our entire line of products, go to www.bosch-home.com/us or call 1-800-944-2904

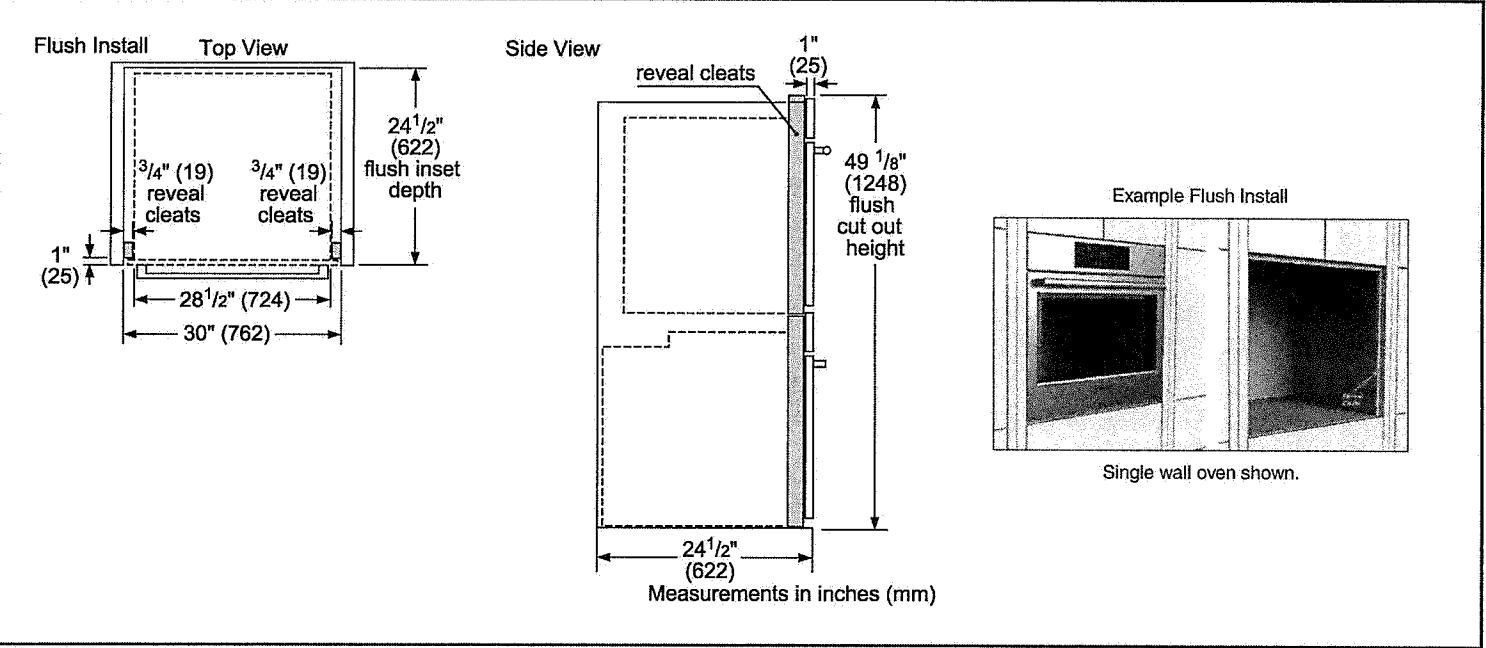
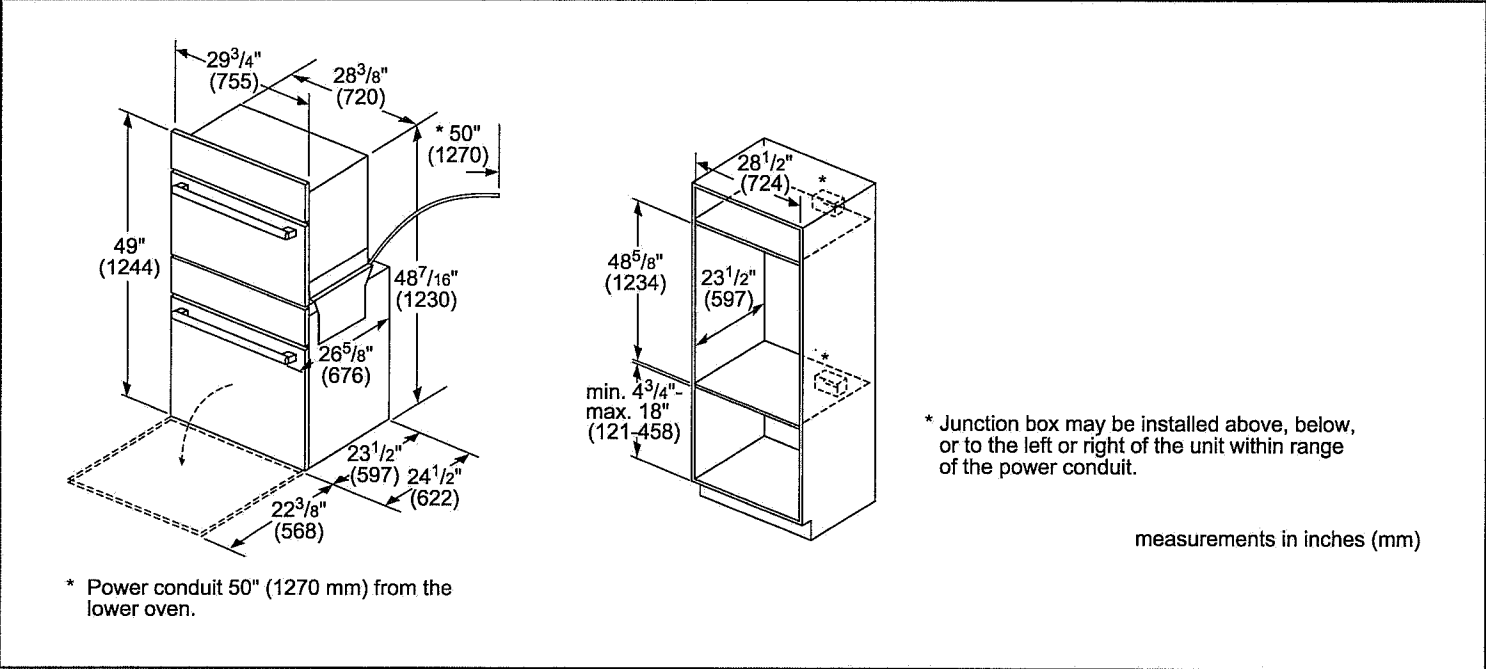
© BSH Home Appliances Corporation. All rights reserved. Bosch is a registered trademark of Robert Bosch GmbH.

30" Speed Combination Oven

Benchmark® Series – Stainless Steel HBLP751UC



Installation Details



For help and assistance with Bosch accessories please visit: www.bosch-eshop.com/eshop/bosch/us or call 1-800-944-2904 Mon-Fri 5am to 6pm PST Sat 6am to 3pm PST

Notes: All height, width and depth dimensions are shown in inches. BSH reserves the absolute and unrestricted right to change product materials and specifications, at any time, without notice. Consult the product's installation instructions for final dimensional data and other details prior to making cutout. Applicable product warranty can be found in accompanying product literature or you may contact your account manager for further details.

Warranties: Bosch warrants that the Product is free from defects in materials and workmanship for a period of three hundred and sixty-five (365) days from the date of purchase. The foregoing timeline begins to run upon the date of purchase, and shall not be stalled, tolled, extended, or suspended, for any reason whatsoever. This Product is also warranted to be free from cosmetic defects in material and workmanship (such as scratches of stainless steel, paint/porcelain blemishes, chip, dents, or other damage) to the finish of the Product, for a period of thirty (30) days from the date of purchase or closing date for new construction. This cosmetic warranty excludes slight color variations due to inherent differences in painted and porcelain parts, as well as differences caused by kitchen lighting, product location, or other similar factors. This cosmetic warranty specifically excludes any display, floor, "As Is", or "B" stock appliances.

For more information on our entire line of products, go to www.bosch-home.com/us or call 1-800-944-2904

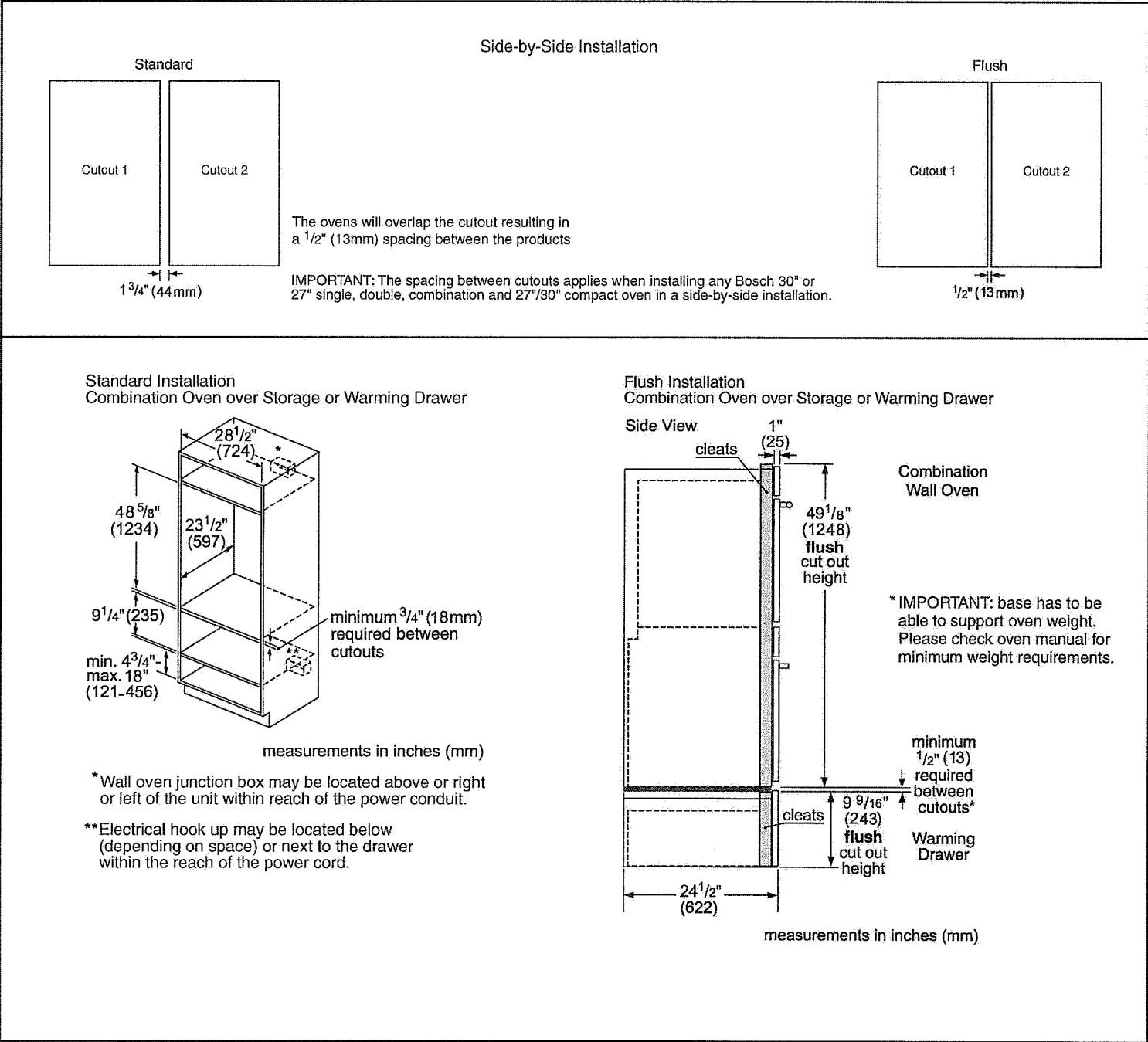
© BSH Home Appliances Corporation. All rights reserved. Bosch is a registered trademark of Robert Bosch GmbH.

30" Speed Combination Oven

Benchmark® Series – Stainless Steel HBLP751UC



Installation Details



For help and assistance with Bosch accessories please visit: www.bosch-eshop.com/eshop/bosch/us or call 1-800-944-2904 Mon-Fri 5am to 6pm PST Sat 6am to 3pm PST

Notes: All height, width and depth dimensions are shown in inches. BSH reserves the absolute and unrestricted right to change product materials and specifications, at any time, without notice. Consult the product's installation instructions for final dimensional data and other details prior to making cutout. Applicable product warranty can be found in accompanying product literature or you may contact your account manager for further details.

Warranties: Bosch warrants that the Product is free from defects in materials and workmanship for a period of three hundred and sixty-five (365) days from the date of purchase. The foregoing timeline begins to run upon the date of purchase, and shall not be stalled, tolled, extended, or suspended, for any reason whatsoever. This Product is also warranted to be free from cosmetic defects in material and workmanship (such as scratches of stainless steel, paint/porcelain blemishes, chip, dents, or other damage) to the finish of the Product, for a period of thirty (30) days from the date of purchase or closing date for new construction. This cosmetic warranty excludes slight color variations due to inherent differences in painted and porcelain parts, as well as differences caused by kitchen lighting, product location, or other similar factors. This cosmetic warranty specifically excludes any display, floor, "As Is", or "B" stock appliances.


For more information on our entire line of products, go to www.bosch-home.com/us or call 1-800-944-2904

© BSH Home Appliances Corporation. All rights reserved. Bosch is a registered trademark of Robert Bosch GmbH.

36" Gas Cooktop

800 Series – Stainless Steel NGM8655UC

MAIN KITCHEN
LOT 32



NGM8655UC

Also available in:
Black NGM8665UC

Bosch cooktops are engineered to perform, offering high heat burners for optimal cooking results.


- Features & Benefits
- Powerful 18,000 BTU center burner speeds cooking time.

Heavy-duty metal knobs for a premium look and feel.

Distinctive red LED light indicates burners are on.

General Properties	
Knob material	Metal
Sealed burners	Yes
Grate material	Cast iron
Element Performance	
Total BTU load (NG / LP)	59,500 / 47,300
Power of front left burner (NG / LP)	12,000 / 9,100
Power of back left burner (NG / LP)	12,000 / 9,100
Power of center burner (NG / LP)	18,000 / 15,000
Power of back right burner (NG / LP)	5,500 / 5,000
Power of front right burner (NG / LP)	12,000 / 9,100
Technical Details	
Watts	360 W
Circuit breaker	15 A
Volts	120 V
Frequency	60 Hz
Plug type	3 prong
Power cord length	60"
Energy source	Gas
Convertible to LP (kit required)	Yes

Dimensions & Weight	
Overall appliance dimensions (HxWxD)	3 13/16" x 37" x 21 1/4"
Required cutout size (HxWxD)	3 13/16" x 34 15/16" x 19 1/8"
Minimum distance from counter front	1 7/8"
Minimum distance from rear wall	3"
Net weight	39 lbs
Accessories—Included	
Included	LP conversion kit



For help and assistance with Bosch accessories please visit: www.bosch-eshop.com/eshop/bosch/us or call 1-800-944-2904 Mon-Fri 5am to 6pm PST Sat 6am to 3pm PST

Notes: All height, width and depth dimensions are shown in inches. BSH reserves the absolute and unrestricted right to change product materials and specifications, at any time, without notice. Consult the product's installation instructions for final dimensional data and other details prior to making cutout. Applicable product warranty can be found in accompanying product literature or you may contact your account manager for further details.

Warranties: Bosch warrants that the Product is free from defects in materials and workmanship for a period of three hundred and sixty-five (365) days from the date of purchase. The foregoing timeline begins to run upon the date of purchase, and shall not be stalled, tolled, extended, or suspended, for any reason whatsoever. This Product is also warranted to be free from cosmetic defects in material and workmanship (such as scratches of stainless steel, paint/porcelain blemishes, chip, dents, or other damage) to the finish of the Product, for a period of thirty (30) days from the date of purchase or closing date for new construction. This cosmetic warranty excludes slight color variations due to inherent differences in painted and porcelain parts, as well as differences caused by kitchen lighting, product location, or other similar factors. This cosmetic warranty specifically excludes any display, floor, "As Is", or "B" stock appliances.

For more information on our entire line of products, go to www.bosch-home.com/us or call 1-800-944-2904

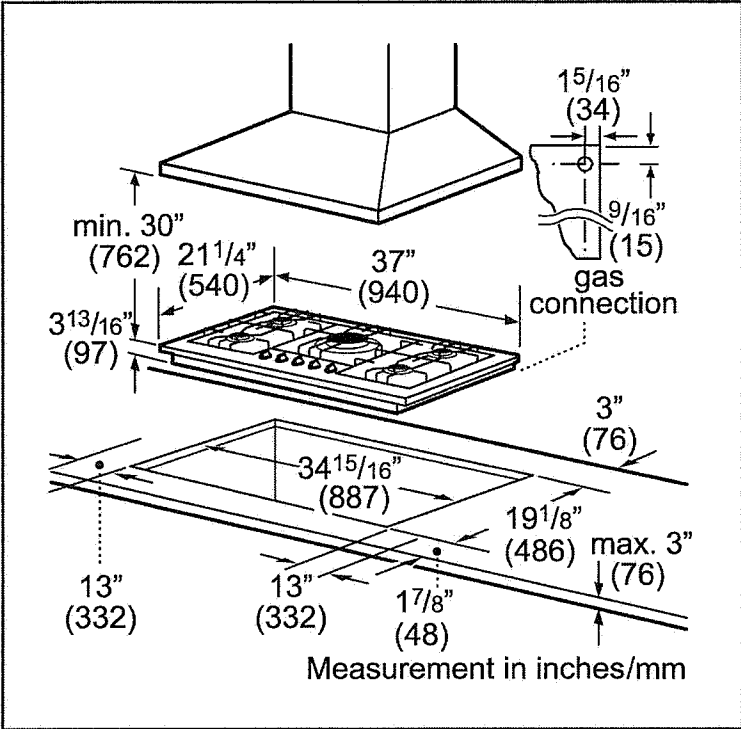
© BSH Home Appliances Corporation. All rights reserved. Bosch is a registered trademark of Robert Bosch GmbH.

36" Gas Cooktop

800 Series – Stainless Steel NGM8655UC

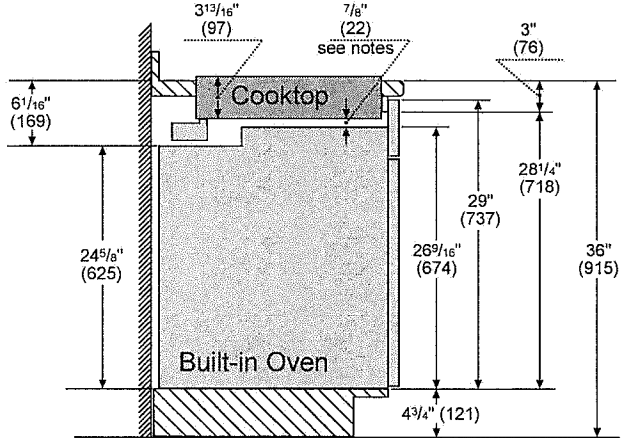


Installation Details

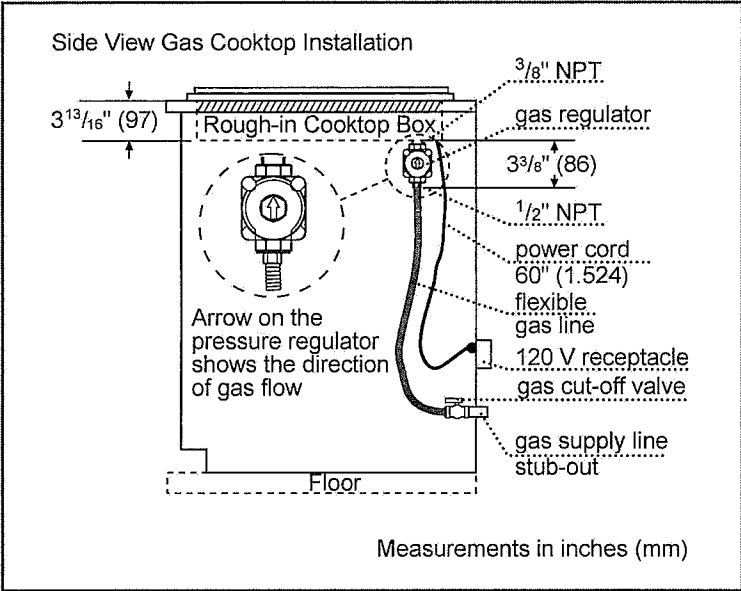


Installation above Wall Ovens

30" Built-in oven - under gas cooktop



Notes:
Dimensions based on standard countertop height (36" with 4 3/4" toe kick including base plate).
The built-in oven can be installed below the gas cooktop as long as there is no contact between the bottom of the cooktop and the top of the oven.



For help and assistance with Bosch accessories please visit: www.bosch-eshop.com/eshop/bosch/us or call 1-800-944-2904 Mon-Fri 5am to 6pm PST Sat 6am to 3pm PST

Notes: All height, width and depth dimensions are shown in inches. BSH reserves the absolute and unrestricted right to change product materials and specifications, at any time, without notice. Consult the product's installation instructions for final dimensional data and other details prior to making cutout. Applicable product warranty can be found in accompanying product literature or you may contact your account manager for further details.

Warranties: Bosch warrants that the Product is free from defects in materials and workmanship for a period of three hundred and sixty-five (365) days from the date of purchase. The foregoing timeline begins to run upon the date of purchase, and shall not be stalled, tolled, extended, or suspended, for any reason whatsoever. This Product is also warranted to be free from cosmetic defects in material and workmanship (such as scratches of stainless steel, paint/porcelain blemishes, chip, dents, or other damage) to the finish of the Product, for a period of thirty (30) days from the date of purchase or closing date for new construction. This cosmetic warranty excludes slight color variations due to inherent differences in painted and porcelain parts, as well as differences caused by kitchen lighting, product location, or other similar factors. This cosmetic warranty specifically excludes any display, floor, "As Is", or "B" stock appliances.

For more information on our entire line of products, go to www.bosch-home.com/us or call 1-800-944-2904


© BSH Home Appliances Corporation. All rights reserved. Bosch is a registered trademark of Robert Bosch GmbH.

SHX7PT55UC.pdf

Open with

24" Bar Handle I

800 Plus Series - Stainless Steel SHX7PT55U



Expandable wings on our flexible 3rd rack provide extra height to fit ramekins, measuring cups and extra-large utensils.

Features & Benefits

42 dBA: Quietest dishwasher brand.

A flexible 3rd rack with folding tines adds 30% more loading capacity.

TimeLight™ beams the remaining cycle time on the floor.

Water softener ensures optimally spot-free and shiny dishes.

RackMatic® offers 3 height levels, for 9 possible rack

General Properties

Number of wa

Number of opt
dBA

Third rack

Rack adjustab

Tub material

Control type

Concept
element

Leak protection

Water softene

Five-level was

ChildLock

Special feature

Efficiency

Water usage p

Energy efficient

ENERGY STAR

Total annual e
consumption i

Total annual water consumption is

Capacity

Number of pla





INX58H9500WS

5.8 cu. ft. Slide-in Gas Range with Intuitive Controls


"SPICE KITCHEN"
LOT 32

Features


- Slide-in Design
- 5 Gas Burners
 - Right Front: Dual 18K BTU
 - Left Front: 15K BTU
 - Right Rear: 5K BTU
 - Left Rear: 9.5K BTU
 - Center: 9.5K BTU (Oval)
- Large Oven Capacity – 5.8 cu. ft.
- Guiding Light Controls
- Cast Iron 3 Piece Grates
- Reversible Cast Iron Griddle
- Wok Grate
- True Convection Oven (3-Fan)
- Temperature Probe
- Warming Drawer (3 Levels)
- Grate Indicator Marks
- Healthy Cook Options



Power/Flexible Cooktop



Guiding Light Controls



Cast Iron Reversible Griddle

Convenience

- Auto Oven Light
- Sabbath Mode
- Delay Start
- Auto Shut-Off Option
- Child Safety Lock
- Self Clean
- 3 Favorite Cook Presets
- 4 Healthy Cook Presets
- 3 Chrome Oven Racks, including 1 Split Rack

Available Color



Stainless Steel

Signature Features

POWERFUL/FLEXIBLE COOKTOP

- True dual-power burner allows for even heat distribution and reduced cooking time, plus the convenience of a large oval burner.

GUIDING-LIGHT CONTROLS

- Intuitive controls offer simple, step-by-step instructions for choosing cooking options.
- Only illuminates cooking options that are able to be selected and goes from left to right eliminating back and forth.
- Control temperature and time settings, select cooking functions and program your favorite recipes.

TRUE CONVECTION

- Heated fan system is great for baking and broiling because temperature is distributed thoroughly and food cooks evenly.

REVERSIBLE CAST IRON GRIDDLE

- Reversible griddle provides the flexibility of cooking on flat or grilled surface, while the Cast Iron provides even cooking.

GRATE INDICATOR MARKS

- Indicator marks located on the grates allow cookware to be ideally placed for precise cooking.

SAMSUNG

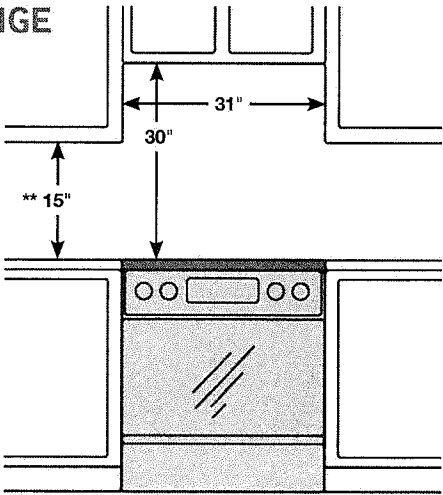
NX58H9500WS

5.8 cu. ft. Slide-in Gas Range with Intuitive Controls

INSTALLING YOUR RANGE

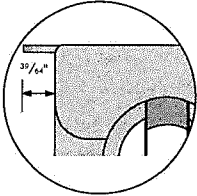
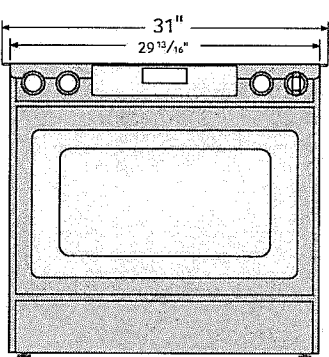
30" minimum clearance between the top of the cooking surface and the bottom of an unprotected wood or metal cabinet; or 24" minimum when the bottom of the wood or metal cabinet is protected by not less than 1/4" flame retardant millboard covered with not less than no.28 MSG sheet steel, 0.015" stainless steel, 0.024" aluminum or 0.020" copper.

** 18" minimum between the countertop and the adjacent cabinet bottom.

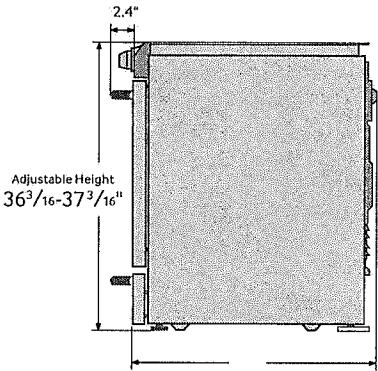


IMPORTANT: To eliminate the risk of burns or fire caused by reaching over heated surface units, cabinet storage space located above the surface units should be avoided. If cabinet storage is to be provided, the risk can be reduced by installing a range hood that projects horizontally a minimum of 5" beyond the bottom of the cabinets.

Dimensions



Glass cooktop overlaps and sits on top of your kitchen countertop to give a built-in look. Cut out space for the range is 31".



Total Power (BTU)
57,000 BTU

Power Source
120 V/60 Hz

Black Enamel 5 Burner Cooktop

- Right Front: 18000 BTU – Dual
- Left Front: 15000 BTU
- Right Rear: 5000 BTU
- Left Rear: 9500 BTU
- Center Rear: 9500 BTU – Oval

Oven

- Bake: 150°F - 550°F
- Convection Bake: 150°F - 550°F
- Bake Burner: 18000 BTU
- Broil Burner: 16000 BTU
- Variable Broil: Low/Hi (375°F - 480°F)
- Convection Roast: 150°F - 550°F
- Sabbath Mode

Warming Drawer

- Capacity: 0.7 cu. ft.
- Heating Performance: 600 W
- Temperature Settings: 3 Level

Warranty

One (1) Year All Parts and Labor
Five (5) Years Gas Cooktop

Product Dimensions & Weight (WxHxD)

Actual Oven Dimensions:
25" x 21 1/8" x 19"

Outside Net Dimensions:
29 13/16" x 36 3/16" x 26 3/8"

Weight: 202 lbs.

Shipping Dimensions & Weight (WxHxD)

Dimensions:
32 7/8" x 43 11/16" x 30 1/8"

Weight: 225 lbs.

Color	Model #	UPC Code
Stainless Steel	NX58H9500WS	887276032047

SAMSUNG

Actual color may vary. Design, specifications, and color availability are subject to change without notice. Non-metric weights and measurements are approximate.
©2013 Samsung Electronics America, Inc. 65 Challenger Road, Ridgefield Park, NJ 07660. Tel: 800-SAMSUNG. samsung.com. Samsung is a registered trademark of Samsung Electronics Co., Ltd.

