



SITE
FRENDEL KITCHENS
APPLIANCE CANADA

Sales Selection Sheet
Country Lane

39 of 45

PURCHASERS: RORY, HAYDEN NARINE and STEFANIE, MARIA LUCIGNANI

TEL:

LOT / UNIT 694-4	PHASE 6	MODEL 20-1841 B ARLINGTON	
---------------------	------------	------------------------------	--

It is herein understood and agreed between the undersigned parties hereto that the following changes shall be made to the above mentioned Agreement of Purchase and Sale in accordance with the agreement and except for such changes noted below, all other terms and conditions in the Agreement of Purchase and Sale shall remain as stated herein: It is further understood that and agreed that all changes and additions shall be installed as per builder's specifications, location and available selections. The Purchaser hereby agrees to purchase the following extras:

APPLIANCES

1	KITCHEN - PLEASE SEE NEW SPECS FOR UPGRADED LG KITCHEN APPLIANCES: FRIDGE, STOVE AND DISHWASHER	Qty: 1	
115,007	Note:		

Sub Total
HST
Total

1. This Sales Selection Sheet when properly executed forms part of our Agreement of Purchase and Sale.
2. All extras and upgrades listed above are subject to Construction Progress and Architectural and Municipal requirements.
3. In the event the Vendor is unable to incorporate the work approved above in the construction of the house for any reason whatsoever, the Vendor will not be liable to the Purchaser in any way. The monies paid for any changes or optional extras not proceeded with shall be returned to the Purchaser, without interest. The cost of options or extras is non-refundable in all other circumstances. If for any reason whatsoever the Agreement of Purchase and Sale is not completed, the total cost of work approved above will be retained by the Vendor.
4. The Vendor reserves the right to substitute above materials and equipment with that of equal or better quality.
5. Purchaser acknowledges that items may not be exactly as shown. Variations from the Vendor's samples may occur in finished materials due to normal production processes. Vendor is not responsible for shade difference which may occur from different dye lots or wood grains. Variations from the Vendor's samples will occur with natural materials such as wood, marble, granite, hardwood and brick.
6. The Vendor reserves the right to select Grout & Thresholds that best suits the Tile selected.
7. Selections will not be processed unless signed by Heathwood Homes Head Office.
8. The selections made on this schedule are final and cannot be changed once submitted.
9. The Purchaser has checked and acknowledges the accuracy of this schedule.

Payment Summary

<u>Paid By</u>	<u>Amount</u>
<u>Total Payment:</u>	

PURCHASER:

Signatures on file
RORY, HAYDEN NARINE

10-Jan-23

DATE

IRIT SALEM

Decor Consultant

10-Jan-23

DATE

PURCHASER:

STEFANIE, MARIA LUCIGNANI

10-Jan-23

DATE

-01- 10 2023
Date Approved Heathwood Homes (Whitby) Limited

TAX#:1

PREPARED BY: Marilyn Rosen

PE 1,258-1

SInvoice.rpt 28may19

SRFVC2416S

LG BUILDER

23.5 cu. ft. Counter Depth InstaView™ Door-in-Door™ French Door Refrigerator



- Counter Depth
- 23.5 cu. ft. Capacity
- InstaView™ Door-in-Door®
- Dual Ice Maker with Craft Ice™
- Smart Cooling Plus™ System
- Door Cooling +
- Measured Fill
- Premium LED Lighting
- Dual Evaporators
- CoolGuard™ Stainless Steel Back Wall and Charcoal Gray Interior
- LG ThinQ® Technology (Wi-Fi)



COLOR AVAILABILITY

SRFVC2416S – PrintProof™ Stainless Steel

CAPACITY

Refrigerator (cu. ft.)	15.4
Freezer (cu. ft.)	8.1
Total Capacity (cu. ft.)	23.5

ENERGY

Energy Consumption (kWh/Year)	717
ENERGY STAR® Qualified	Yes

WATER & ICE SYSTEM

Ice & Water Dispenser	Yes
Dispenser Type	Integrated Ice & Water
Measured Fill	Yes
Dual Ice Maker	Yes, with Craft Ice™
Ice System	Slim SpacePlus®
Daily Ice Production	3.5 lbs.
IcePlus™ Production	3.8 lbs.
Craft Ice™ Daily Ice Production	0.8 lbs
Ice Storage Capacity	3.0 lbs. + 3.6 lbs
Dispenser Light	Yes
Water Filter	LT1000P (NSF-Certified*)

COOLING

Compressor Type	Linear Compressor
Dual Evaporators	Yes
Cooling System	Smart Cooling Plus™
Multi-Air Flow™ System	Yes
Door Cooling+	Yes
Temperature Sensors	9
Fresh Air Filter	Yes

CONVENIENCE

Display Type	Smooth Touch Control / White LED
Temperature Controls	Electronic / Digital
Door Alarm	Yes
Child Lock	Yes
Auto Closing Door Hinge	Yes
ADA Compliant	No
Sabbath Mode	Yes (Star-K-Certified)
LoDecibel™ Quiet Operation	Yes

REFRIGERATOR

No. of Shelves	4 Split (3 Fixed + 1 Folding)
Cantilevered Shelves	Yes
Shelf Construction	Spill Protector™ Tempered Glass
Crisper Bins	2 Humidity Crispers
Glide N' Serve™ Pantry Drawer	Yes, with Digital Control
CoolGuard™	Yes
Refrigerator Light	Micro Surface LED

REFRIGERATOR DOOR

InstaView™ Door-in-Door®	Yes
Door-in-Door® with ColdSaver™ Panel	Yes
No. of Door Bins	8
Door Bin Construction	1 Piece (Clear)

FREEZER

Freezer Type	Pull Drawer
Freezer Drawers	3-Tier Organization
DuraBase™ Solid Drawer Base	Yes
Drawer Divider	Yes
Ice Storage	Ice Maker & Ice Bin in Freezer
Freezer Light	Premium LED
Freezer Handle	SmartPull™ Handle

SRFVC2416S

LG BUILDER

SMART FEATURES

Wi-Fi Enabled	Yes
ThinQ®	Yes
Proactive Customer Care	Yes
Voice Control	Google Assistant, Amazon Alexa
SmartDiagnosis™	Yes
Remote Monitoring	Yes

MATERIALS AND FINISHES

Hidden Hinges	Yes
Surface	Smooth
Fingerprint & Smudge Resistant Exterior	Yes
Handles	Matching Handles

ACCESSORIES

Replacement Water Filter	LT1000P
Replacement Fresh Air Filter	LT120F

TECHNICAL SPECS

Required Power Supply	115 V, 60 Hz, 15 Amp
Plug Type	3-Prong
Power Cord Location	Top
Min. / Max. Water Pressure	20 – 120 psi

DIMENSIONS / CLEARANCES / WEIGHTS

Depth with Handles	30 3/4"
Depth without Handles	28 3/8"
Depth without Door	24 1/8"
Depth (Total with Door Open)	42 3/4"
Height to Top of Case	68 7/8"
Height to Top of Door Hinge	70 1/4"
Width	35 3/4"
Width (Door Open 90° with Handle)	42 1/2"
Width (Door Open 90° without Handle)	40"
Door Edge Clearance with Handle	4 1/4"
Door Edge Clearance without Handle	2 1/8"
Installation Clearance	Sides 1/8", Top 1", Back 2"
Approx. Weight (Product / Carton)	311 lbs. / 335 lbs.
Carton Dimensions (WxHxD)	38" x 73" x 33"

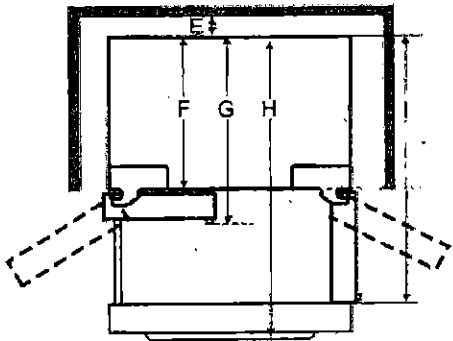
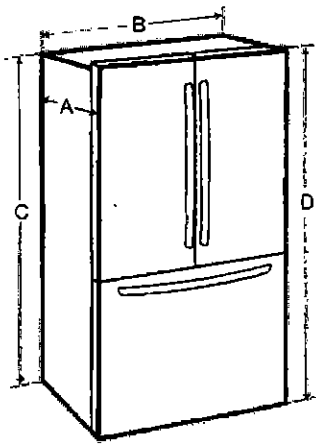
LIMITED WARRANTY

Parts & Labor	1 Year
Sealed System (Parts & Labor)	5 Years
Compressor (Parts & Labor)	5 Years
Linear/Inverter Compressor (Parts Only)	10 Years



*System tested and certified by NSF® International against NSF/ANSI Standard 42, Standard 53 and Standard 401.

DIMENSIONS / CLEARANCES



DIMENSIONS / CLEARANCES

A	Depth without Handles	28 3/8" (718 mm)
B	Width	35 3/4" (908 mm)
C	Height to Top of Case	68 7/8" (1750 mm)
D	Height to Top of Hinge	70 1/4" (1785 mm)
E	Back Clearance	2" (50 mm)
F	Depth without Door	24 1/8" (610 mm)
G	Depth with Handle	30 3/4" (781 mm)
H	Depth (Total with Freezer Drawer Open)	47 1/4" (1200 mm)
I	Depth (Total with Door Open 90°)	42 3/4" (1083 mm)

INSTALLATION NOTES

- The installation location chosen for the refrigerator should allow space behind the unit for connections and air flow and space in front to open the doors and drawers.
- Too small of a distance from adjacent items may result in lowered freezing capability and increased electricity consumption charges. Allow at least 24 inches (610 mm) in front of the refrigerator to open the doors, and at least 2 inches (50.8 mm) between the back of the refrigerator and the wall.



Business Solutions


© 2021 LG Electronics USA, Inc. All rights reserved. "LG Life's Good" is a registered trademark of LG Corp. All other product and brand names are trademarks or registered trademarks of their respective owners. Design, features and specifications are subject to change without notice. Non-metric weights and measurements are approximate. Some features may require Internet access. Content and services may vary by product and are subject to change without notice.

HOME APPLIANCES

LG STUDIO

LSGS6338F

6.3 cu. ft. Smart wi-fi Gas. Slide-in Range with ProBake Convection® and EasyClean®



Large Capacity Oven (6.3 cu. ft.)

5 High Performance Sealed Burners

Soft Close Range Door

Air Fry Setting

InstaView® Window (WideView)

Air Sous Vide

EasyClean®

ProBake Convection™

Storage Drawer

CAPACITY	
Oven Capacity (cu. ft.)	6.3
Storage Drawer Capacity (cu.ft.)	0.8 (No Handle)
COOKTOP	
Burner/BTU - Left Rear	9100 / 7500
Burner/BTU - Right Rear	5000 / 4000
Burner/BTU - Left Front	20000 / 12000
Burner/BTU - Right Front	22000 / 16000
Center (Warming Zone) (BTU)	10000 / 10000 (Oval)
Burner Simmer / BTU - Left Rear	1,270
Burner Simmer / BTU - Right Rear	670
Burner Simmer / BTU - Left Front	1,270
Burner Simmer / BTU - Right Front	800
Center (Oval burner)	2,700
OVEN FEATURES	
Broil Element (BTU)	13500 / 12500(LNG/LPG)
Bake Element (BTU)	19000 / 17000 (LNG/LPG)
Convection Type	ProBake Convection®
Oven Modes	Bake, Conv. Bake, Conv. Roast, Broil High, Broil Low, Warm, Proof, EasyClean, SelfClean, Frozen meal, Air Fry, Air sous-vide
Oven Control Features	Glass Touch
Convection Conversion	Yes
EasyClean®	Yes (10 mins)
EasyClean time	10 mins
Self Clean	Yes
GoCook Smart Oven Light	1 Light
No. of Rack Positions	7
Door Lock	Yes
Automatic Safety Shut-Down	After 12 Hours
DRAWER FEATURES	
Type	Storage
Time Control	Yes
CONTROL	
Cooktop Control Type	Front Control Knobs
Oven Control Type	Glass Touch
Back lighting	Yes
Knob lighting	Yes
Display	White LED
Language	English
Clock	12 hr or 24 hr (option)
Kitchen Timer	Yes
Timed Cook	Yes
Temperature Unit of Measure	Fahrenheit / Celsius

Cooking Complete Reminder Volume	Beeper (Hi, Lo, Off)
Certified Sabbath mode	Yes
APPEARANCE	
All Available Colors	Stainless Steel
Knobs	AL Forging
Knob Material	Aluminum / PC-ABS
Handle	Stainless Steel
Printproof™ Finish	Yes
Oven Door Feature	InstaView® WideView™
Cooktop Finish	Stainless Steel
SMART FEATURES	
ThinQ® (WiFi Enabled)	Yes
Check & Control	Yes
Voice Control	Yes
Smart Recipe (3rd Party Recipe App)	Sidechef
SmartDiagnosis™	Yes
DIMENSIONS / CLEARANCES / WEIGHT	
Shipping Weight (lbs)	234.8lb (106.5kg)
Product Weight (lbs)	158.7lb (72kg)
Cabinet Width (in)	30"
Overall Depth (in) - without handle	26 7/8"
Overall Depth (in) - including handle	29 3/8"
Overall Height (in)	37 2/8"
Overall Width (in)	29 7/8"
Oven Interior Dimensions (in) (W x H x D)	24 7/8" x 21 3/8" x 20"
Height to Cooking Surface (in)	36"
Drawer Dimensions (in) (W x H x D)	22 3/16" x 4 1/2" x 16 3/8"
Carton Dimensions (in) (W x H x D)	32 1/2" x 44" x 30 1/2"
POWER/RATINGS	
Amp Rating at 240V	4.2A (120VAC, 60Hz)
ACCESSORIES	
Griddle Plate, Gilding Rack, Heavy Duty Rack, Offset Rack, Air Fry Rack, Wok Grate, Temp Probe Spray Bottle, Scouring Pad, Conversion Kit	
LIMITED WARRANTY	
Parts & Labor	2 Years
UPC CODES	
LSGS6338F (Stainless Steel)	195174020722

HOME APPLIANCES

LG STUDIO

LSGS6338F

6.3 cu. ft. Smart wi-fi Gas. Slide-in Range with ProBake Convection® and EasyClean®

QUICK INSTALL & CLEARANCES

For full installation directions/clearances please refer to the corresponding User Manual and Installation Guide.

DIMENSIONS / CLEARANCES

A Width	29 7/8"
B Height	37 1/4"
C Depth (Includes Door Handle)	29 3/8"
D Height (Excludes Vent Trim)	36"
E Depth (Includes only the product body that is loaded into the cabinet.Excludes door, drawer, and handles)	24 3/4"
F Depth (Excludes Door Handle)	26 7/8"
G Depth when drawer is fully opened	36 1/16"
H Depth when door is fully opened	48 5/8"

CONNECTING GAS

Providing Adequate Gas Supply

- Your range is designed to operate at a pressure of 5" of water column on natural gas or 10" of water column on LP.
- Make sure you are supplying your range with the type of gas for which it is configured.
- This range is convertible for use on natural or LP gas. When using this range on LP gas, conversion must be made by a qualified LP installer before attempting to operate the range.
- For proper operation, the pressure of natural gas supplied to the regulator must be between 5" and 13" of water column.
- For LP gas, the pressure supplied to the regulator must be between 10" and 13" of water column. When checking for correct operation of the regulator, the inlet pressure must be at least 1" more than the operating (manifold) pressure as given above.
- The pressure regulator located at the inlet of the range must remain in the supply line regardless of which type of gas is being used.
- A flexible metal appliance connector used to connect the range to the gas supply line should have an I.D. of 5/8" and a maximum length of 5 feet. In Canada, flexible connectors must be single wall metal connectors less than 6 feet in length.



CLEARANCES

1 Minimum	30"
2 Minimum clearance to left/right wall	5"
3 Maximum depth for cabinets above countertop	13"
4 Front edge of the range side panel forward from cabinet	1/4"
5 To cabinets below cooktop and at the range back	0"

GAS PIPE AND ELECTRICAL OUTLET LOCATIONS

CONNECTING ELECTRICITY

Electrical Requirements

- 120 Volt, 60 Hz, properly grounded dedicated circuit protected by a 15 or 20 Amp circuit breaker, or slow blow fuse.
- If an external electrical source is utilized, the appliance, when installed, must be electrically grounded in accordance with local codes or, in the absence of local codes, with the National Electrical Code, NFPA70 or the Canadian Electric Code, CSA C22.1-02.

⚠ Grounding

- For personal safety, this appliance must be properly grounded.
- Do not, under any circumstances, cut or remove the third (ground) prong from the power cord.
- The customer should have the wall receptacle and circuit checked by a qualified electrician to make sure the receptacle is properly grounded.

POWER/RATINGS


Amp Rating at 250V	44 2A (120VAC, 50Hz)
--------------------	----------------------

LSDTS9882S

LG BUILDER

Top Control Dishwasher with QuadWash™ and TrueSteam®

- QuadWash™ and TrueSteam®
- Height Adjustable 3rd Rack
- EasyRack™ Plus
- Smooth Operating Racks
- 10 Wash Cycles & 9 Options
- LoDecibel™ Quiet Operation (40 dBA)
- Inverter Direct Drive™ Technology
- LED Tub Light
- NeveRust™ Stainless Steel Tub
- LG ThinQ® Technology (Wi-Fi)



COLOR AVAILABILITY

LSDTS9882S - PrintProof™ Stainless Steel

CAPACITY

Total Place Settings	15
Upper Rack Dish Height Limit	7.1"
Lower Rack Dish Height Limit	12.5"

RACKS AND BASKETS

Cutlery Baskets	Yes
Cup Rack	Yes
Stemware Holder	Yes
Fold Down Tines	Yes (Full Fold on Upper & Full Fold on Lower)
BPA-Free Nylon Coated Racks and Tines	Yes
Rack Handle	Yes (Upper) Yes (Lower)
Smooth Operating Upper Rack	Yes (Glide Rail)
Smooth Operating Lower Rack	Yes (Ball Bearing)
EasyRack™ Plus System	Yes
Height Adjustable Upper Rack	Yes
3rd Rack	Yes (Height Adjustable)

STYLE AND DESIGN

Control Panel Location	Top Control
Electronic Controls	Fully Integrated Control Panel
SignalLight™ Cycle Indicator Lights	3
Time Remaining Indicator	Yes (LED)
Tub Material	NeveRust™ Stainless Steel
Tub Light	Yes (LED)
Handle	Bar Handle
Fingerprint & Smudge Resistant Exterior	Yes

FEATURES

ADA Compliant	No
TrueSteam®	Yes
QuadWash™	Yes
Inverter Direct Drive™ Motor	Yes
LoDecibel™ Quiet Operation	40 dBA
Number of Wash Cycles	10 (Auto, Heavy, Delicate, Refresh, Normal, Turbo, Download Cycle, Machine Clean, Rinse, Express)
Number of Options	9 (Dual Zone, Half Load, Energy Saver, Steam, High Temp, Extra Dry, Delay Start, Control Lock, Night Dry)
Number of Spray Arms	3 (Top, Upper, Lower)
SenseClean™ Wash System	Yes
Vario Wash	Yes
Detergent and Rinse-Aid Dispenser	Yes
Drying System	Hybrid Condensing
End of Cycle Indicator	Yes (Beeper + END indication on display)
Hidden Water Heater	Yes
Safety Float Switch (Leaks)	Yes
Soil (Turbidity) Sensor	Yes
Balanced Door	Yes
3-Stage Filtration System	Yes
NSF®-Certified*	Yes


SMART FEATURES

Wi-Fi Enabled	Yes
ThinQ™	Yes
ThinQ Care	Yes
Voice Control	Google Assistant, Amazon Alexa
SmartDiagnosis™	Yes
Remote Monitoring	Yes

LSDTS9882S

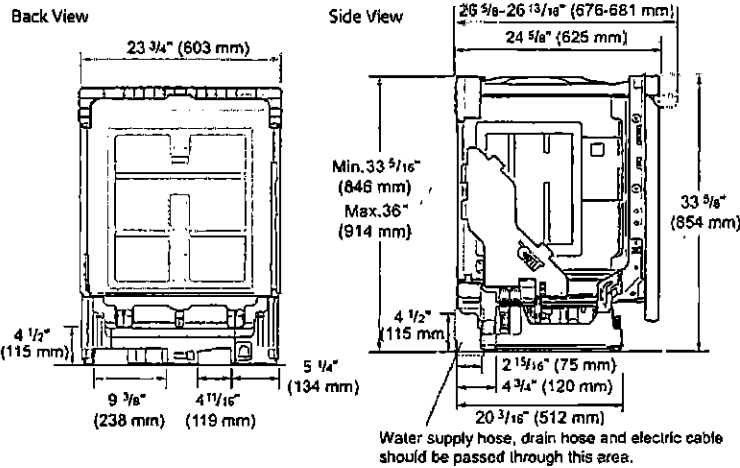
LG BUILDER

TECHNICAL SPECS	
ENERGY STAR® Qualified	Yes
CEE Qualified	Tier 1
Energy Consumption (kWh / Year)	269
Water Factor (WF)	2.8
Electrical Requirements	120V, 60 Hz, 15 Amps
Power Outlet Location	Within 48" of Either Side
Power / Plug Type	3-Wire Cable Required
Drain Location	Within 12 ft. of Sink
Water Connection	90° 3/8" Compression Installed at Factory
Water Pressure (Min.-Max.)	20 - 80 psi
Inlet Water Temperature (Min.-Max.)	120° - 149° F

 *LG TrueSteam Dishwashers certified by NSF achieve a minimum 99.999 percent reduction of bacteria when operated on the Steam cycle.

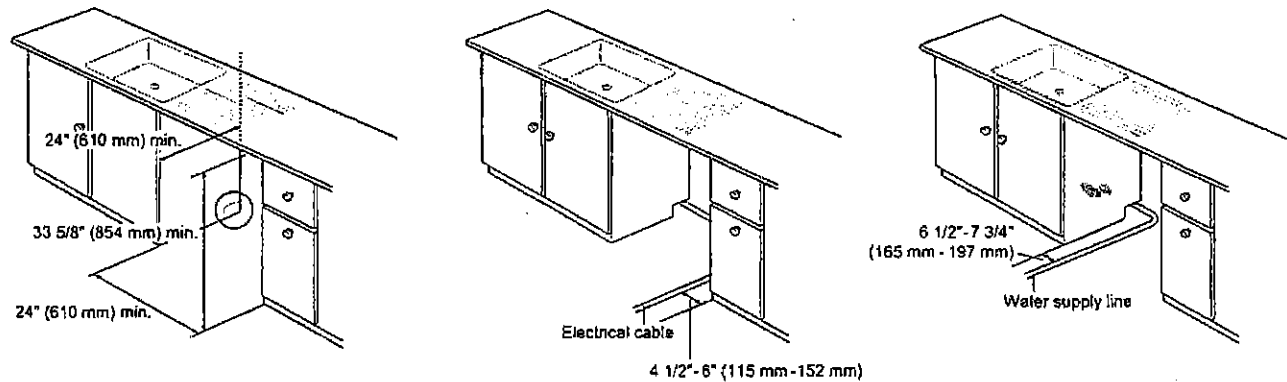
DIMENSIONS / CLEARANCES / WEIGHTS	
Product Dimensions (W x H x D)	23 3/4" x 33 5/8" x 24 5/8"
Adjustable Height	Min. 33 5/8" (Front) - Max. 36"
Depth with Door Closed, Including Handle	27 3/16"
Depth with Door Open	50 1/2"
Cutout Dimensions (W x H x D)	24" x 33 5/8" x 24"
Approx. Weight (Product / Carton)	94.4 lbs / 105.8 lbs
Carton Dimensions (W x H x D)	28 1/32" x 34 7/8" x 29 5/8"
LIMITED WARRANTY	
Labor	2 Years
Parts	2 Years
Control Board and Rack Parts	5 Years
Direct Drive Motor	10 Years
Stainless Steel Door Liner or Tub	Lifetime

DIMENSIONS / CLEARANCES



INSTALLATION NOTES

- This dishwasher is designed to fit a standard dishwasher opening. An opening may be needed on both sides to route plumbing and electrical connections.
- Select a location as close to the sink as possible for easy connections to water and drain lines.
- To ensure proper drainage, install the dishwasher no more than 12 ft. (3.65 m) from the sink.
- If installing the dishwasher in a corner, leave a minimum of 2" (50 mm) between the dishwasher and the adjacent wall.
- To allow for proper clearance of plumbing and electrical, use the template included with the literature to determine the clearance on the side of the cabinet where the cabinet meets the back wall. Using a 2 1/2" diameter hole saw, drill a hole in the target area as shown on the template.
- If an extension drain hose is required, use a 5/8" or 7/8" inside diameter, 2-3 ft. length hose and a coupler for connecting the two hose ends.



© 2022 LG Electronics USA, Inc. All rights reserved. "LG Life's Good" is a registered trademark of LG Corp. All other product and brand names are trademarks or registered trademarks of their respective owners. Design, features and specifications are subject to change without notice. Non-metric weights and measurements are approximate. Some features may require Internet access. Content and services may vary by product and are subject to change without notice.