

CONSTRUCTION SUMMARY			
Charisma Condominiums - Dulcina Investments Inc.			
PURCHASER: Carmela MANUELLE			TEL:
Unit 9, Level 5 (509-5)	Floor Plan C888		

CABINETRY

1 - KITCHEN CABINETRY - EXTENDED UPPER CABINETS - STANDARD LEVEL 01Mar24 Note:	
1 - CABINETRY - RAISE VANITY TO 36" HIGH VANITY IN LIEU OF STANDARD HEIGHT - ENSUITE 2 01Mar24 Note:	
1 - CABINETRY - RAISE VANITY TO 36" HIGH VANITY IN LIEU OF STANDARD HEIGHT - ENSUITE 01Mar24 Note:	

CONSTRUCTION

1 - MASTER ENSUITE AND BEDROOM 2 ENSUITE- TUB AND SHOWER TO BE SWAPPED AS PER PURCHASERS REQUEST FOR ACCESSABILITY. MASTER ENSUITE TO HAVE TUB SHOWER AND BEDROOM 2 ENSUITE TO HAVE STANDING SHOWER SEE SKETCH 05Jun23 Note:	
---	--

PLUMBING

1 - WATERLINE FOR FRIDGE 01Mar24 Note: purchaser is aware fridge must be upgraded	
1 - MASTER ENSUITE AND BEDROOM 2 ENSUITE- TUB AND SHOWER TO BE SWAPPED AS PER PURCHASERS REQUEST FOR ACCESSABILITY. MASTER ENSUITE TO HAVE TUB SHOWER AND BEDROOM 2 ENSUITE TO HAVE STANDING SHOWER SEE SKETCH 05Jun23 Note:	

EXTRAS AS PER OFFER

1 Parking Unit - location to be selected by the Vendor at their sole discretion. Worksheet Note:	
---	--

This Document is Extremely Time Sensitive - Printed 8 Apr 24 at 11:16

RECEIVED
APR 11 2024



Specifications for Project

CHARISMA 5

Manuelle, Carmela

Location

Vaughan

905-303-6909



REMINDER:

To ensure a smooth project it is the responsibility of the homeowner / purchaser of appliances for this project to share all the attached specifications to ensure the cabinet provider, contractor, or any other tradesperson have all the information required to complete their work accurately.

Specifications are subject to change. If any tradesperson has questions regarding the attached specifications please contact our sales associate.

Powered by SteelCod

Full Spec Package

CHARISMA 5

Manuelle, Carmela

CHARISMA 5

SUITE 509

VAUGHAN, ON TBA TBA

(647) 500-7877

Contents	Page no.
RF22A4221SG Samsung Refrigeration 30" French Door Refrigerator with Recessed Handle and Flat Door Design 22.1 cu. ft.	3-4
DW80B7070UG Samsung Dishwasher Smart Dishwasher with StormWash+™ 42dBA with Smart Dry	5-6
BCS330BLC Broan Ventilation	7-8
NSE6DG8300SR Samsung Range 6.3 cu. ft. Electric Slide-in Range with Wi-Fi and Air Fry	9-10



COAST
APPLIANCES

Coast Appliances
coastappliances.com

Andrew Haidari
Commercial Sales Representative
905-303-6909

Inv **S03710100**
Version 2.2

Wed, Mar 27, 2024
5:01 PM EDT

To ensure a smooth project it is the responsibility of the homeowner / purchaser of appliances for this project to share all the attached specifications to ensure the cabinet provider, contractor, or any other tradesperson have all the information required to complete their work accurately.

Specifications are subject to change. If any tradesperson has questions regarding the attached specifications please contact our sales associate.



enterprise.steelcod.com/sp/csta/TH7V0WPT


Note about page numbers:
Because the original manufacturer's documents are not altered in any way, the page numbers displayed on the page may not correspond to the page number within this package.

All specifications are intended for initial planning purposes only.
Manufacturers reserve the right to change specifications at any time without notice. Always consult the installation instructions found on the manufacturer's website or included with the appliances before installation.

RF22A4221SG

SAMSUNG

30" French Door Refrigerator with Recessed Handle and Flat Door Design
22.1 cu. ft.



Signature Features

All-Around Cooling

All-Around Cooling and multi-vent technology maintain even air circulation on every shelf for a consistent temperature throughout.

Digital Inverter Compressor

Automatically adjusts its speed in response to cooling demand across 7 levels. As a result, it's quieter and uses up to 50% less power.

Fingerprint Resistant Finish

Avoid smudges with fingerprint resistant stainless steel.

Built-in Wi-Fi

With the embedded Wi-Fi, you can monitor and control your refrigerator anytime, anywhere using a smartphone App¹. You can easily control its Rapid Cooling modes, check the temperature, and get alerts if the door is left open.

Modern design with Recessed Handle

A premium modern look that is both sleek and neat, won't look out of place with your existing appliances and cabinetry, and has beautiful flat doors with recessed handles that don't protrude.

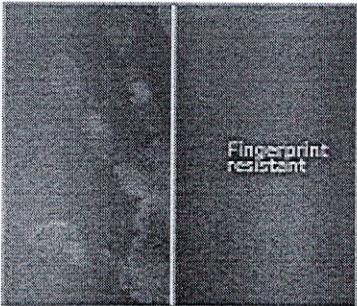
Available Colours



Fingerprint Resistant Black
Stainless Steel (shown)



Fingerprint Resistant
Stainless Steel



Fingerprint Resistant Finish



All-Around Cooling

Features

- 30" Wide
- Large Storage Capacity – 22.1 cu. ft.
- Exterior Water Dispenser
- Ice Maker in Freezer
- High-Efficiency LED Lighting
- Tempered Glass Spill-Proof Shelves
- Auto Pull-Out Upper Freezer Drawer
- Wi-Fi Connectivity

Convenience

- CoolTight Door
- Door Alarm
- Removable Ice Caddy
- ADA Compliant

Rating



- ENERGY STAR® - Rated
- Energy Consumption (annual) = 585 kWh/yr

¹Available on Android and iOS devices. A Wi-Fi connection and a Samsung account are required.



ADA Compliant

RF22A4221SG

SAMSUNG

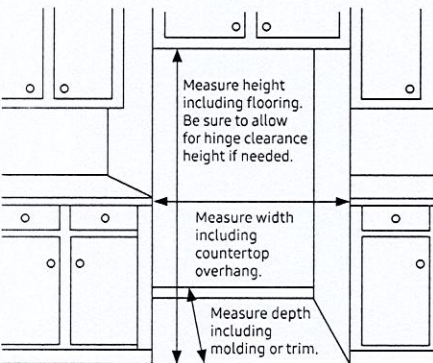
30" French Door Refrigerator with Recessed Handle and Flat Door Design 22.1 cu. ft.

Installation Specifications

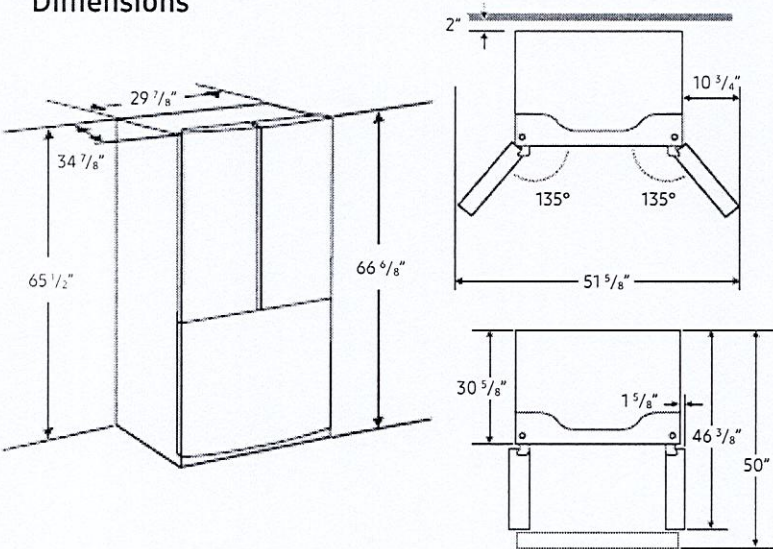
1. Measure the height, width and depth of the opening, making sure to include baseboards, molding tile, countertop overhang, etc. Check to be sure there is enough room to open the door (consider walls, islands or other obstacles when measuring).
2. Refer to illustration below to determine dimensions.
3. Allow 3.75" of clearance on hinge side of refrigerator when installing next to a wall where handle may make contact.
4. Allow 2" minimum clearance at rear for proper air circulation and water/ electrical connections. Allow a 3/8" minimum clearance at sides and top for ease of installation.
5. Ensure each door and entryway in the home is wide enough for the refrigerator to be moved through easily.

For optimal usage and to be able to open refrigerator doors completely, do not install next to a wall.

Please note: The following dimension and cutout information is for planning purposes only. For complete installation details, consult manual packed with product, or download manual online at [samsung.com](https://www.samsung.com).



Dimensions



Total Capacity: 22.1 cu. ft.

Refrigerator: 15.1

- All-Around Cooling
- 2 Crispers
- 3 Tempered Glass Spill Proof Shelves
- 3 Door Bins
- High-Efficiency LED Lighting

Freezer: 7.0

- 1 Large Opaque Freezer Bin with Divider
- Auto Pull-Out Upper Drawer Bin
- Automatic Ice Maker

Volt/Amps	115V / 60Hz / 5.3A
Power Cord Length	2 meters

Warranty

- One (1) Year Parts and Labour on Refrigerator
- Ten (10) Years Parts on Digital Inverter Compressor

Product Dimensions & Weight (WxHxD)

Dimensions (WxHxD with hinges, handles and doors):

29 7/8" x 66 5/8" x 34 7/8"

Dimensions (WxHxD without hinges and door):

29 7/8" x 65 1/2" x 30 5/8"

Dimensions (WxHxD with hinge and door, no handle):

29 7/8" x 66 5/8" x 34 7/8"

Weight: 224.2 lbs (101.7 kg)

Shipping Dimensions & Weight (WxHxD)

Dimensions: 30 1/2" x 71 7/8" x 36 2/8"


Weight: 231.5 lbs (105 kg)

Colour	Model #	UPC
Fingerprint Resistant Black Stainless Steel	RF22A4221SG	
Fingerprint Resistant Stainless Steel	RF22A4221SR	

DW80B7070

SAMSUNG

Smart Dishwasher with StormWash+™ 42dBA with Smart Dry



Signature Features

Smart Dry with AutoRelease™ Door

- The Smart Dry with AutoRelease™ Door system circulates warm air to deliver 2.5x better drying performance¹ without damaging plastic ware.

StormWash+™

- The new dual wash arms and rotating spray jet delivers more intense cleaning performance, and cleans at every angle to cover 1.5x more space.²

Whisper Quiet 42 dBA

- So quiet you don't even know its on with Whisper Quiet 42dBA operation.³

¹Based on internal testing, compared to Samsung's conventional dishwashers with AutoRelease™ doors.

²Based on internal testing compared to conventional StormWash™ models.

³Based on internal testing. Results may vary depending on the actual usage conditions.


Available Colors


Standard Finishes


 Fingerprint Resistant Stainless Steel (shown)

 Fingerprint Resistant Black Stainless Steel


Bespoke Finish

 White Glass
(available with customizable panel affixed or panel sold separately)

 Fingerprint Resistant Navy Steel
(panel sold separately)



Smart Dry with AutoRelease™ Door



StormWash+™

Features

- Smart Dry with AutoRelease™ Door
- StormWash+™ with Dual Wash Arms
- Whisper Quiet 42dBA
- SmartThings App
- 3rd Rack
- Smart Reorder
- Pre Blast Cycle
- Fingerprint Resistant Finishes and BESPOKE Glass Finishes
- FlexLoad™ Rack System

Convenience

- Wi-Fi Connectivity
- LED Time Remaining Display
- Control Lock
- Delay Start
- Digital Leak Sensor

Rating

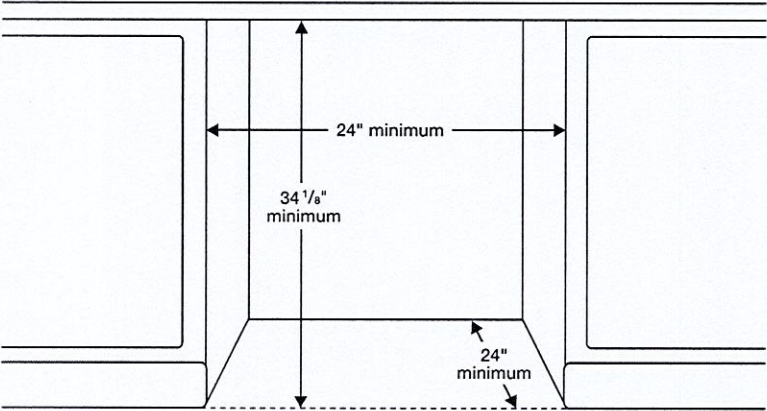
 Most Efficient
2022
239 kWh/yr

DW80B7070

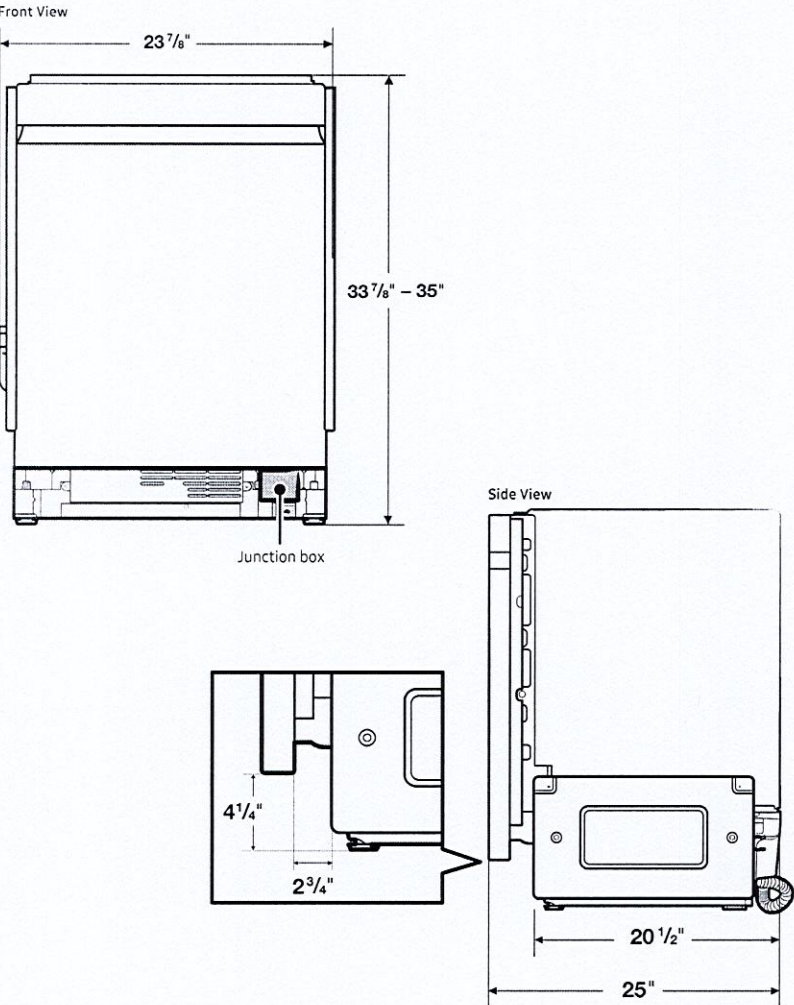
SAMSUNG

Smart Dishwasher with StormWash+™ 42dBA with Smart Dry

Installation Specifications



Dimensions



Features

- 7 Wash Cycles: Auto, Normal, Heavy, Delicate, Express 60, Pre Blast, Download Cycle
- 8 Options: Half load (Lower Rack), StormWash+™ Hi-Temp Wash, Sanitize (NSF Certified), Delay Start, Control Lock, Smart Control (Wi-Fi), Smart Dry
- AutoRelease™ Door
- Stainless Steel Interior Tub

Convenience

- Control Lock
- Digital Water Leakage Sensor
- 3rd Rack
- One-Touch Adjustable Racking System
- Silverware Basket
- Upper Rack: Foldable Cup Shelves, Adjustable Tines
- Lower Rack: Fold-Down Tines

Warranty

One (1) Year Parts and Labor
Five (5) Years, Printed Circuit Board, Racking and Stainless Door Liner & Tub for leakage (Parts Only)

Product Dimensions & Weight (WxHxD)

Dimensions (height is adjustable):
23 7/8" x 33 7/8" – 35" x 25"
Weight: 91.5 lbs

Shipping Dimensions & Weight (WxHxD)

Dimensions:
26" x 34 3/4" x 29 3/4"
Weight: 98.1 lbs

Standard Finishes	Model #	UPC Code
Fingerprint Resistant Stainless Steel	DW80B7070US	887276609706
Fingerprint Resistant Black Stainless Steel	DW80B7070UG	887276616414
Bespoke Finish		
Custom Panel-Ready	DW80B7070AP	887276609690
White Glass Panel (sold separately)	DW-T24PNA12	887276622255
Fingerprint Resistant Navy Steel Panel (sold separately)	DW-T24PNAQN	887276656960
White Glass (customizable panel affixed)	DW80BB707012	887276657400

Actual color may vary. Design, specifications, and color availability are subject to change without notice. Non-metric weights and measurements are approximate.
©2022 Samsung Electronics America, Inc., 85 Challenger Road, Ridgefield Park, NJ 07660. Tel: 800-SAMSUNG. samsung.com. Samsung is a registered trademark of Samsung Electronics Co., Ltd.



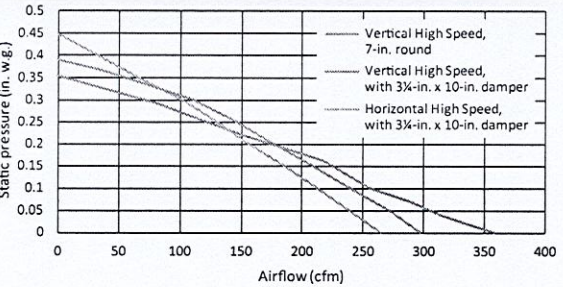
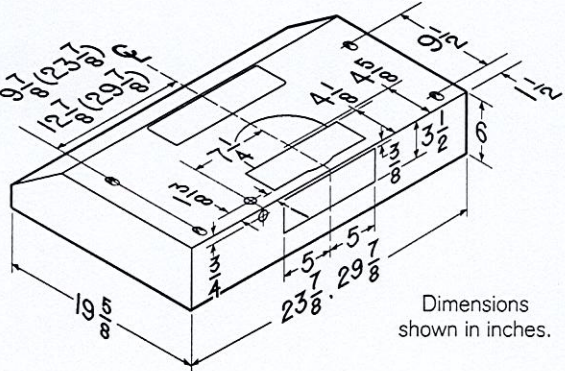
Under-Cabinet
GLACIER

The clean, contemporary shape complements any kitchen design. Impressive lighting and superior smoke and odor removal are a mere introduction to everything this hood has to offer.

SIZE	BLACK	WHITE	STAINLESS	GREASE FILTERS (replacement)	NON-DUCTED FILTERS
24 in.	---	BCS324WWC	BCS324SSC	HPFAMM24 (Type B1)	HPF24 (Type Xb)
30 in.	BCS330BLC	BCS330WWC	BCS330SSC	HPFAMM30 (Type C1)	HPF30 (Type Xc)

PERFORMANCE						
Duct Orientation	Size	Damper	Sones		CFM	
			Normal	High	Normal	High
Vertical - Rectangular	3¼ in. x 10 in.	Included	1.5	5.0	140	230
Horizontal - Rectangular	3¼ in. x 10 in.	Included	1.5	5.0	110	210
Round - Vertical	7 in.	Sold Separately	1.5	5.0	150	250

FEATURES	
Control type	2-speed Rocker
Delay off	no
Filter Clean Reminder	no
Heat Sentry™	no
ADA Capable	yes
Lighting	2-level 50 W Halogen (bulbs not included)
Grease Filters	Micro Mesh (Qty. 2)
Installation Hardware	Standard
ENERGY STAR®	no
Recirculation	Non-ducted filters sold separately
AC INPUT	
120 V, 60 Hz - 1.4 AMPS	
OPTIONAL ACCESSORIES	
7-in. Round Damper	BP87
7-in. Round Adapter Plate	SR680508
ADA wiring kit	HAWRK3
MOUNTING HEIGHT	
18 in. to 24 in. from cooktop to bottom of hood	
LIMITED WARRANTY	
1-year	
FOR INDOOR USE ONLY	



SPECIFICATION SHEET
GLACIER - BCS3 SERIES



HVI-2100 CERTIFIED RATINGS comply with new testing technologies and procedures prescribed by the Home Ventilating Institute, for off-the-shelf products, as they are available to consumers. Product performance is rated at 0.1 in. static pressure, based on tests conducted in AMCA's state-of-the-art test laboratory. Sones are a measure of humanly-perceived loudness, based on laboratory measurements.

99045738C

Broan-NuTone Canada ULC | 1140 Tristar Drive Mississauga, Ontario Canada L5T 1H9 | 1 877-896-1119 | www.broan.ca

Les lignes nettes et contemporaines conviennent au style de toute cuisine. Le puissant éclairage et l'élimination supérieure de la fumée et des odeurs ne sont qu'un bref aperçu de tout ce que cette hotte a à offrir.

LARGEUR	NOIR	BLANC	INOX	FILTRES À GRAISSES (remplacement)	FILTRES DE RECIRCULATION
24 po	---	BCS324WWC	BCS324SSC	HPFAMM24 (Type B1)	HPF24 (Type Xb)
30 po	BCS330BLC	BCS330WWC	BCS330SSC	HPFAMM30 (Type C1)	HPF30 (Type Xc)

RENDEMENT						
Orientation du conduit	Largeur	Volet	Sones		pi³/min	
			Normale	Haute	Normale	Haute
Rectangulaire vertical	3¼ po x 10 po	inclus	1,5	5,0	140	230
Rectangulaire horizontal	3¼ po x 10 po	inclus	1,5	5,0	110	210
Rond vertical	7 po	vendu séparément	1,5	5,0	150	250

CARACTÉRISTIQUES	
Type de commande	Interrupteur à bascule à 2 vitesses
Arrêt différé	non
Rappel d'entretien des filtres	non
Détecteur Heat Sentry ^{MC}	non
Capacité ADA	oui
Éclairage	Halogène 50 W à 2 intensités (ampoules non incluses)
Filtres à graisses	À maillage fin (qté 2)
Matériel pour l'installation	Standard
ENERGY STAR®	non
Recirculation	Filtres de recirculation vendus séparément

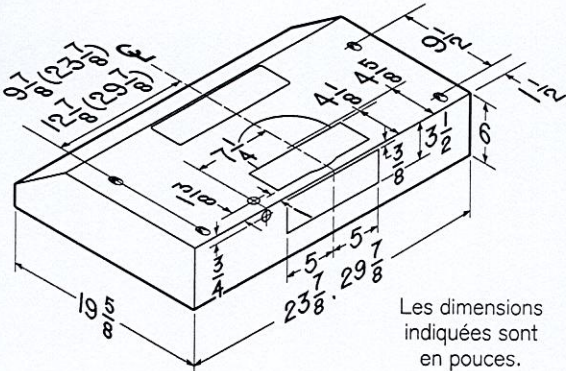
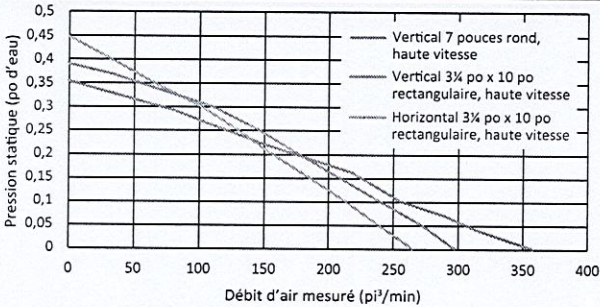
ALIMENTATION CA
120 V, 60 Hz - 1,4 A

ACCESSOIRES OPTIONNELS	
Volet rond de 7 po	BP87
Plaque pour conduit rond 7 po	SR680508
Ensemble de câblage ADA	HAWRK3

HAUTEUR DE MONTAGE
De 18 po à 24 po au-dessus de la surface de cuisson

GARANTIE LIMITÉE
1 an

POUR UTILISATION À L'INTÉRIEUR SEULEMENT
--



Les dimensions indiquées sont en pouces.




L'HOMOLOGATION HVI-2100 est conforme aux nouvelles techniques et procédures d'essai prescrites par le Home Ventilating Institute pour les produits d'emploi courant, dès leur disponibilité pour les consommateurs. Le rendement du produit est évalué à une pression statique de 0,1 po, d'après les tests effectués dans le laboratoire d'essai ultra-perfectionné de l'AMCA. Le sone est une mesure de la perception humaine de la puissance sonore, d'après des mesures effectuées en laboratoire.

3 Series

SAMSUNG

NSE6DG8300SRAC

6.3 cu. ft. Electric Slide-in Range with Wi-Fi and Air Fry



Signature Features

3.0 kW Electric Cooktop

Cook fast and evenly using the powerful heat of the 3.0 kW Electric Cooktop for convenient meals that taste delicious. This 5-burner cooktop includes 2 dual ring burners so you can cook with multiple sized pots and pans.

Air Fry

Enjoy healthier fried foods with Air Fry built right into your oven. Air Fry tray included.

Precision Knobs

Precisely control and ensure proper activation of your cooktop with integrated knob buttons that must be pinched in before the knobs can be pushed and turned.


Fan Convection

Fan Convection circulates air to cook food faster and more evenly than a conventional oven.


Available Colour



Stainless Steel



Air Fry



Wi-Fi Connectivity and Voice Control

Features

- Intelligent User Experience
- Fan Convection
- Bread Proof 95°F (35°C)
- Wi-Fi Connectivity
- Voice Control
- Bespoke Design
- Self and Steam Clean
- 3.0 kW Electric Cooktop
- SmartThings
- Fingerprint Resistant Finish
- Extra Large Oven Capacity
- Precision Knobs

- Storage Drawer
- Ready2Fit™ Guarantee

Convenience

- Smart Control
- Smart Install
- Sabbath Mode



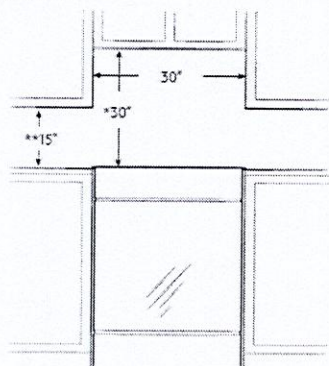
(1) Available on Android and IOS Devices through the SmartThings App.
(2) A Wi-Fi connection is required.
(3) Bixby is Samsung's brand of artificial intelligence (AI) / Internet of Things (IoT) voice assistant. A Samsung account is required.

NSE6DG8300SRAC

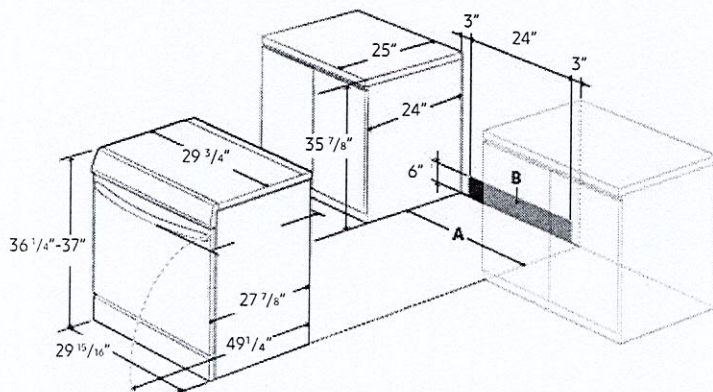
6.3 cu. ft. Electric Slide-in Range with Wi-Fi and Air Fry

IMPORTANT: To eliminate the risk of burns or fire caused by reaching over heated surface units, avoid having cabinet storage space located above the surface units. If you have cabinet storage space over the heating elements, you can reduce the risk by installing a range hood that projects horizontally a minimum of 5 inches beyond the bottom of the cabinets.

** A minimum of 15" is required between the countertop and the adjacent cabinet bottom.



CAUTION: This range has been designed to comply with the maximum allowable wood cabinet temperatures of 194°F. Make sure the wall covering, countertops, and cabinets around the range can withstand the heat (up to 194 °F) generated by the range. If not, discolouration, delamination, or melting may occur.



887276821597

Actual colour may vary. Design, specifications and colour availability are subject to change without notice. Non-metric weights and measurements are approximate.
© 2024 Samsung Electronics Canada Inc. All rights reserved. Samsung is a registered trademark of Samsung Electronics Co., Ltd., used with permission.