

* APPLIANCE
SPECS

CONSTRUCTION SUMMARY - PARTIAL ONLY
Charisma Condominiums - Granerola Residences Ltd.

PURCHASERS: Robert VIGNA and Daniel C PACHECO

RECEIVED
SEP 28 2022 TEL:

LOT NUMBER	PHASE	HOUSE TYPE	REG. PLAN #		
604	North	B689			

INV#	QTY	EXTRA / CHANGE
------	-----	----------------

Appliance Specs
- Fridge & Built in
CABINETRY micro

Offer	Note:
-------	-------

25,496 26May22	1 - KITCHEN - INCREASE ISLAND TO 24" PLUS OVERHANG Note:
-------------------	---

27,750 22Sep22	1 - KITCHEN- DORAL UPPER CABINETS IN LIEU OF STANDARD- WITH TWO COLOUR KITCHEN NoteFRIDGE CABINET TO BE SAME DORAL CABINETS AS UPPERS
-------------------	--

CABINETRY ACCESSORIES

27,750 22Sep22	1 - KITCHEN- POT AND PAN DRAWERS- 1 SET- ON ISLAND Note:
-------------------	---

27,750 22Sep22	1 - KITCHEN CABINETRY BASE - BUILT-IN - MICROWAVE BASE CABINET WITH SINGLE POT DRAWER- STANDARD CABINETS- ON ISLAND Note:
-------------------	--

ELECTRICAL

25,496 26May22	1 - ADD LIGHT IN LIVING ROOM Note:
-------------------	---------------------------------------

25,496 26May22	1 - KITCHEN - ADD ELECTRICAL PLUG FOR MICROWAVE BUILT IN FOR KITCHEN ISLAND - SEE SKETCH FOR LOCATION Note:
-------------------	--

This Document is Extremely Time Sensitive - Printed 27 Sep 22 at 13:18

Robert Vigna Charizma suite 604 north



Contents	Page no.
KRFC300ESS KitchenAid Refrigeration	3-4
HMB57152UC Bosch Microwave 500 Series Built-In Microwave Oven 27" Stainless Steel	5-7

Coast Appliances
coastappliances.com

Alex Flamengo
Assistant General Manager
905-303-6909

Search **20220927151441615SC**
Version 1.1

Tue, Sep 27, 2022
11:14 AM EDT

To ensure a smooth project it is the responsibility of the homeowner / purchaser of appliances for this project to share all the attached specifications to ensure the cabinet provider, contractor, or any other tradesperson have all the information required to complete their work accurately.

Specifications are subject to change. If any tradesperson has questions regarding the attached specifications please contact our sales associate.



enterprise.steelcod.com/sp/csta/SFDO83GU

Note about page numbers:
Because the original manufacturer's documents are not altered in any way, the page numbers displayed on the page may not correspond to the page number within this package.

All specifications are intended for initial planning purposes only.
Manufacturers reserve the right to change specifications at any time without notice. Always consult the installation instructions found on the manufacturer's website or included with the appliances before installation.

Suite 404 North
Granerola

KRFC300ESS

KitchenAid®

20 cu. ft. 36-Inch Width Counter-Depth French Door
Refrigerator with Interior Dispense

<http://www.kitchenaid.com>



Key Features:

- ExtendFresh™ Temperature Management System
- Interior Water Dispenser
- Professionally-Inspired Design
- Produce Preserver
- Humidity-Controlled Crispers
- FreshChill™ Temperature-Controlled Full-Width Pantry
- Automatic Ice Maker
- Max Cool
- LED Lighting
- ENERGY STAR® Qualified
- Metallic Accents on Shelf Trim

Product Dimensions:

Height: 70 1/8

Width: 35 3/4

Depth: 30 1/2

Additional Information:

[Use And Care Guide](#)

[Dimension Guide](#)

[Energy Guide](#)

[Warranty Certificate](#)

Available in:

- Black
- Stainless Steel
- White

INVESTED
IN
AMERICA



©Registered trademark/TM Trademark of Whirlpool, U.S.A. © 2016 Whirlpool Corporation. All Rights Reserved.
All other trademarks are owned by their respective companies.
Because Whirlpool Corporation policy includes a continuous commitment to improve our products, we reserve the right to change materials and specifications without notice. We also reserve the right to discontinue or transition products without notice.
Manufacturer's Suggested Retail Price (MSRP) and Minimum Advertised Price (MAP) provided for reference purposes only. Dealer alone determines advertised and retail prices.
Created On: Monday, March 06, 2017 19:10:51

Suite 604 North
Granerola

KitchenAid®
FOR THE WAY IT'S MADE.®

PRODUCT MODEL NUMBERS

KBFS20EC	KBFS25EC
KBFS22EC	KRFC300E
KRFF302E	KRFF305E

Electrical: A 115-volt, 60-Hz, AC-only, 15- or 20-amp fused, grounded electrical supply is required. It is recommended that a separate circuit serving only your refrigerator be provided. Use an outlet that cannot be turned off by a switch. Do not use an extension cord.

NOTE: Before performing any type of installation, cleaning, or removing a light bulb, turn the control (Thermostat, Refrigerator or Freezer Control depending on the model) to OFF and then disconnect the refrigerator from the electrical source. When you are finished, reconnect the refrigerator to the electrical source and reset the control (Thermostat, Refrigerator or Freezer Control depending on the model) to the desired setting. See "Using the Controls."

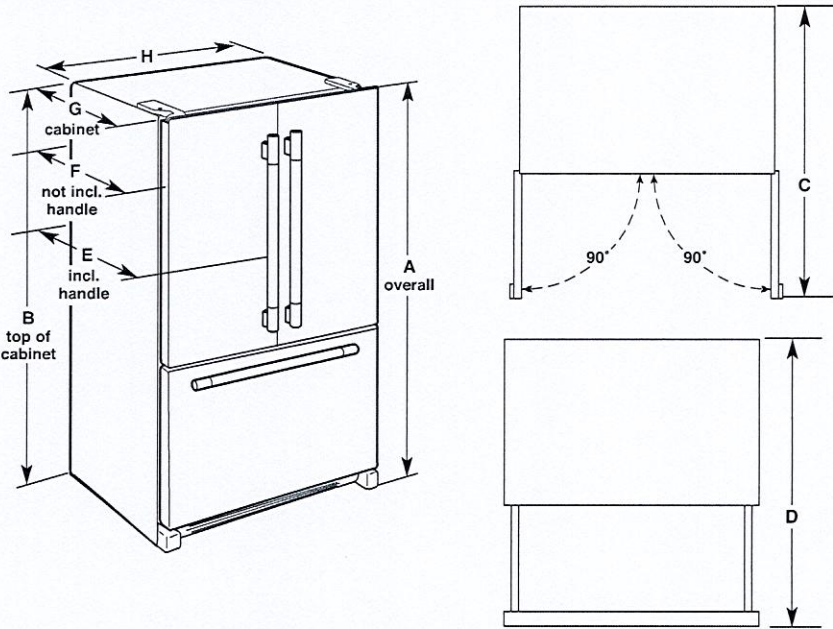
Water: A cold water supply with water pressure between 35 and 120 psi (241 and 827 kPa) is required to operate the ice maker and water dispenser. If you have questions about your water pressure, call a licensed, qualified plumber.

IMPORTANT: The pressure of the water coming out of a reverse osmosis system going to the water inlet valve of the refrigerator needs to be between 35 and 120 psi (241 and 827 kPa).

Reverse Osmosis Water Supply: If a reverse osmosis water filtration system is connected to your cold water supply, the water pressure to the reverse osmosis system needs to be a minimum of 40 to 60 psi (276 to 414 kPa).

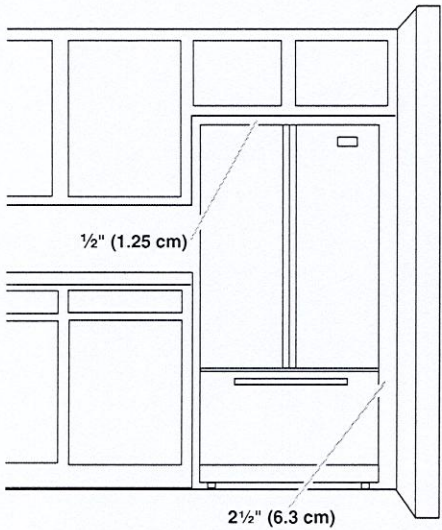
Bottom Mount Refrigerator

PRODUCT DIMENSIONS



Model Number/Size	Height - Overall "A"	Height - Top of Cabinet "B"	Depth - Doors Open 90° "C"	Depth - Drawer Open "D"	Depth - With Handles "E"	Depth - Without Handles "F"	Depth - Cabinet Only "G"	Width - Cabinet "H"
KBFS20EC 20.0 cu. ft.	70 ¹ / ₈ " (178.1 cm)	68 ¹ / ₂ " (174.0 cm)	43" (109.2 cm)	44 ¹ / ₂ " (113 cm)	29 ³ / ₈ " (74.6 cm)	28" (71.1 cm)	24 ¹ / ₈ " (61.3 cm)	35 ⁵ / ₈ " (90.5 cm)
KBFS22EC 21.7 cu. ft.	70 ¹ / ₈ " (178.1 cm)	68 ¹³ / ₁₆ " (174.8 cm)	47 ¹ / ₁₆ " (119.5 cm)	52 ¹ / ₁₆ " (132.2 cm)	34 ⁷ / ₁₆ " (87.5 cm)	31 ¹⁵ / ₁₆ " (81.1 cm)	28 ¹ / ₈ " (71.4 cm)	32 ³ / ₈ " (82.9 cm)
KBFS25EC 24.8 cu. ft.	70 ¹ / ₈ " (178.1 cm)	68 ¹³ / ₁₆ " (174.8 cm)	48 ¹ / ₁₆ " (122.1 cm)	53 ¹ / ₈ " (135 cm)	35 ⁷ / ₁₆ " (90 cm)	32 ¹⁵ / ₁₆ " (83.7 cm)	29 ¹ / ₈ " (74 cm)	35 ⁵ / ₈ " (90.5 cm)
KRFC300E (20 cu. ft.)	70 ¹ / ₈ " (178.1 cm)	68 ⁷ / ₈ " (174.9 cm)	43 ¹ / ₈ " (109.5 cm)	48 ¹ / ₈ " (122.2 cm)	30 ¹ / ₂ " (77.5 cm)	28" (71.1 cm)	24 ¹ / ₈ " (61.3 cm)	35 ⁵ / ₈ " (90.8 cm)
KRFF302E (22.1 cu. ft.)	70 ¹ / ₈ " (178.1 cm)	68 ⁷ / ₈ " (174.9 cm)	47 ¹ / ₈ " (122.2 cm)	52 ¹ / ₈ " (134.9 cm)	34 ¹ / ₂ " (90.2 cm)	32" (83.8 cm)	28 ¹ / ₈ " (74 cm)	32 ⁷ / ₈ " (83.5 cm)
KRFF305E (25.2 cu. ft.)	70 ¹ / ₈ " (178.1 cm)	68 ⁷ / ₈ " (174.9 cm)	48 ¹ / ₈ " (122.2 cm)	53 ¹ / ₈ " (134.9 cm)	35 ¹ / ₂ " (90.2 cm)	33" (83.8 cm)	29 ¹ / ₈ " (74 cm)	35 ⁵ / ₈ " (91.1 cm)

LOCATION REQUIREMENTS



To ensure proper ventilation for your refrigerator, allow for a 1/2" (1.25 cm) space on each side and at the top. Allow for 1" (2.54 cm) of space behind the refrigerator. If your refrigerator has an ice maker, make sure you leave some extra space at the back for the water line connections.

If you are installing your refrigerator next to a fixed wall, leave 2 1/2" (6.3 cm) minimum on the hinge side (some models require more) to allow for the door to swing open.

NOTE: This refrigerator is intended for use in a location where the temperature ranges from a minimum of 55°F (13°C) to a maximum of 110°F (43°C). The preferred room temperature range for optimum performance, which reduces electricity usage and provides superior cooling, is between 60°F (15°C) and 90°F (32°C). It is recommended that you do not install the refrigerator near a heat source, such as an oven or radiator.

Suite 604 North
Granovola

27" Built-In Microwave Oven

500 Series – Stainless Steel HMB57152UC



HMB57152UC
Stainless Steel

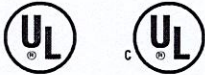
Built-in microwave design
matched for use in
combination with Bosch
wall oven.

Features & Benefits

- Large cooking interior gives you more flexibility in what types of dishes you can cook.
- Built for speed and convenience with 950 watts of microwave cooking power.
- Convenient automatic sensor programs simplify cooking for great results every time.

General Properties	
Cavity color	Stainless Steel
Max. microwave power (W)	950 W
Capacity	
Cavity capacity (cu. ft.)	1.6 cu. ft.
Turntable diameter (in.)	14 1/8"
Technical Details	
Watts (W)	1,650 W
Circuit breaker (A)	15 A
Volts (V)	120 V
Frequency (Hz)	60 Hz
Power cord length (in)	43"
Plug type	NEMA 5-15 – 3 prong plug

Dimensions & Weight	
Overall appliance dimensions (HxWxD) (in)	19 5/8" x 26 3/4" x 19 5/8"
Required cutout size – Standard (HxWxD) (in)	19 1/4" x 25 1/2" x 19 1/4"
Required cutout size – Flush (HxWxD) (in)	20 1/4" x 27" x 20 3/4"
Oven overall interior dimensions (HxWxD) (in.)	9 7/8" x 16 1/2" x 16 1/2"
Net weight (lbs)	72 lbs
Accessories—Included	
Included	Glass turntable



Accessories: To purchase Bosch accessories, cleaners & parts please visit www.bosch-home.com/us/store or call 1-800-944-2904 (Mon to Fri 5 am to 6 pm PST, Sat 6 am to 3 pm PST).

Notes: All height, width and depth dimensions are shown in inches. BSH reserves the absolute and unrestricted right to change product materials and specifications, at any time, without notice. Consult the product's installation instructions for final dimensional data and other details prior to making cutout.

Warranties: Please see Use & Care manual or Bosch website for statement of limited warranty.

For more information on our entire line of products, go to www.bosch-home.com/us or call 1-800-944-2904

© BSH Home Appliances Corporation. All rights reserved. Bosch is a registered trademark of Robert Bosch GmbH.

Suite 604 North
Graneros

27" Built-In Microwave Oven

500 Series – Stainless Steel HMB57152UC



Installation Details

Under-counter Installation

* Includes 3/4" (19) base plate
** Receptacle may be located to the left or right of the unit within reach of the power cable.

measurements in inches (mm)

Flush Installation

Top view

Side view

* Flush installation requires a 5/16" (8 mm) high x 25 1/2" (648 mm) wide x 19 3/4" (500 mm) deep base plate underneath the unit body.

measurements in inches (mm)

Flush Installation Over Single Oven

Side View

Speed Oven or Microwave
*** Flush installation requires a base plate underneath the body: 27" Products – Dimensions: H 5/16" (8) x W 25 1/2" (648) x D 22 1/2" (571)

Wall Oven
*IMPORTANT: Base has to be able to support oven weight. Please check oven manual for minimum weight requirements.

measurements in inches (mm)

Accessories: To purchase Bosch accessories, cleaners & parts please visit www.bosch-home.com/us/store or call 1-800-944-2904 (Mon to Fri 5 am to 6 pm PST, Sat 6 am to 3 pm PST).

Notes: All height, width and depth dimensions are shown in inches. BSH reserves the absolute and unrestricted right to change product materials and specifications, at any time, without notice. Consult the product's installation instructions for final dimensional data and other details prior to making cutout.

Warranties: Please see Use & Care manual or Bosch website for statement of limited warranty.

For more information on our entire line of products, go to www.bosch-home.com/us or call 1-800-944-2904

© BSH Home Appliances Corporation. All rights reserved. Bosch is a registered trademark of Robert Bosch GmbH.

07/18

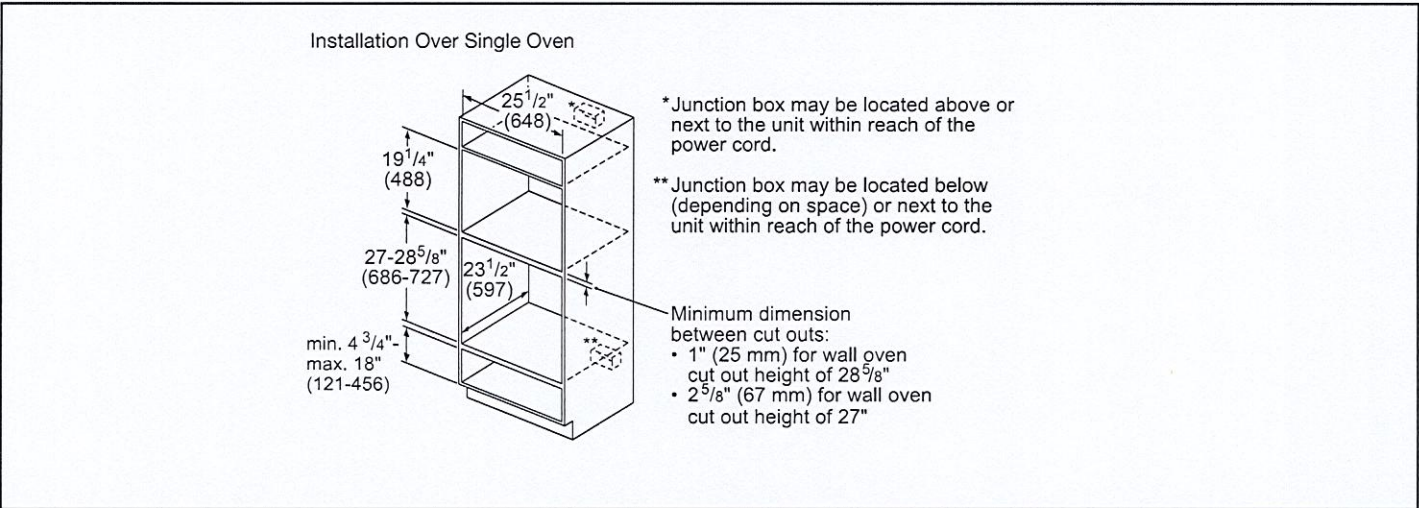
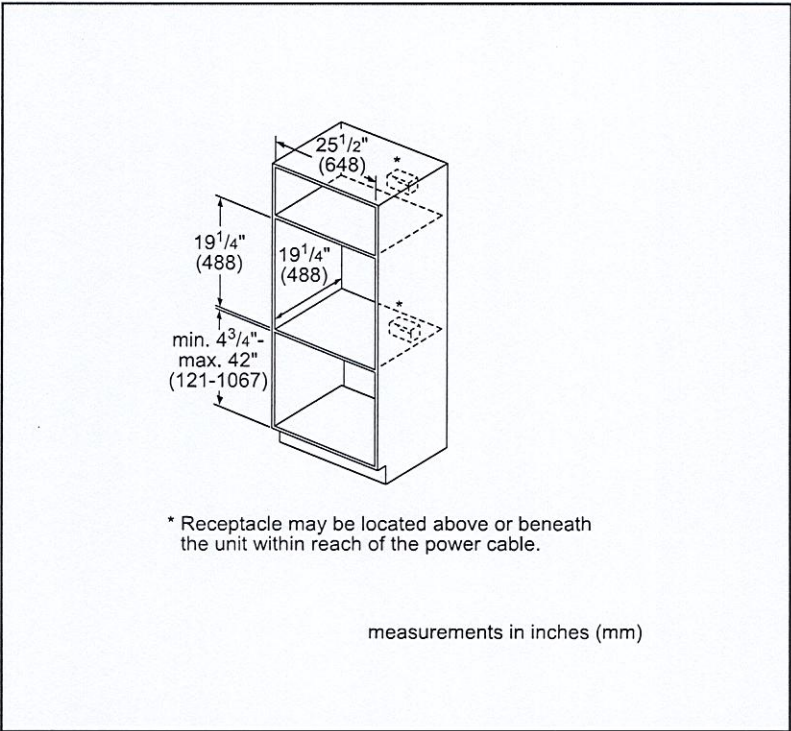
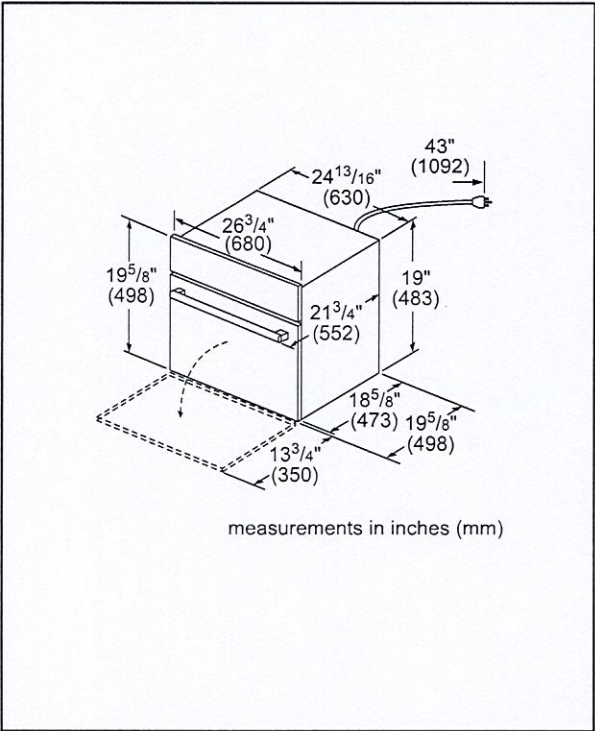
Suite 604 North
Granerola

27" Built-In Microwave Oven

500 Series – Stainless Steel HMB57152UC



Installation Details



Accessories: To purchase Bosch accessories, cleaners & parts please visit www.bosch-home.com/us/store or call 1-800-944-2904 (Mon to Fri 5 am to 6 pm PST, Sat 6 am to 3 pm PST).

Notes: All height, width and depth dimensions are shown in inches. BSH reserves the absolute and unrestricted right to change product materials and specifications, at any time, without notice. Consult the product's installation instructions for final dimensional data and other details prior to making cutout.

Warranties: Please see Use & Care manual or Bosch website for statement of limited warranty.

For more information on our entire line of products, go to www.bosch-home.com/us or call 1-800-944-2904

© BSH Home Appliances Corporation. All rights reserved. Bosch is a registered trademark of Robert Bosch GmbH.