

CONSTRUCTION SUMMARY

Charisma Condominiums - Genazzano Highrises Inc.

RECEIVED

PURCHASER: Nicholas Daniel VOLPE

JUN 27 2022

TEL:

LOT / PHASE 2311 / East	REG. PLAN #	HOUSE TYPE C838-Charisma		
----------------------------	-------------	-----------------------------	--	--

CABINETRY

1 - CABINETRY - KITCHEN - UPGRADE 2 11Mar22 Note:	
1 - KITCHEN- SOFT CLOSE DOORS AND DRAWERS 11Mar22 Note:	
1 - KITCHEN EXTEND ISLAND TO 36' PLUS OVERHANG ON ALL 2 SIDES OF ISLAND 11Mar22 Note:	
1 - KITCHEN- ADD RECYCLE BIN ON ISLAND 11Mar22 Note:	
1 - KITCHEN- STACKED MINI UPPERS 11Mar22 Note:	
1 - VANITY - MAIN BATHROOM - UPGRADE 2 11Mar22 Note:	
1 - VANITY - ENSUITE BATHROOM - UPGRADE 2 11Mar22 Note:	
1 - CABINETRY - KITCHEN - LIGHT VALENCE 11Mar22 Note:	
1 - KITCHEN EXTENDED UPPERS- 11Mar22 Note:	

CABINETRY ACCESSORIES

1 - KITCHEN - ADD POT AND PAN ON ISLAND 11Mar22 Note:	
1 - KITCHEN- ADD CROWN MOULDING WITH HEADER TO CEILING 11Mar22 Note:	

CERAMIC TILE

1 - MAIN AND MASTER ENSUITE ADD UPGRADED TILES ON FLOOR AND SHOWER AND SHOWER FLOORS 11Mar22 Note:	
---	--

CONSTRUCTION

1 - SMOOTH CEILING - BOTH BEDROOMS 11Mar22 Note:	
1 - MASTER ENSUITE - TUB TO SHOWER CONVERSION 18Jun21 Note:	

COUNTER TOP

1 - VANITY COUNTERTOP UPGRADE COLOUR - QUARTZ ISTRIA - MAIN BATHROOM 11Mar22 Note:	
1 - VANITY COUNTERTOP UPGRADE COLOUR - QUARTZ ISTRIA - ENSUITE BATHROOM 11Mar22 Note:	

CONSTRUCTION SUMMARY

Charisma Condominiums - Genazzano Highrises Inc.

PURCHASER: Nicholas Daniel VOLPE

TEL:

LOT / PHASE 2311 / East	REG. PLAN #	HOUSE TYPE C838-Charisma		
----------------------------	-------------	-----------------------------	--	--

COUNTER TOP AND BACKSPLASH

1 - KITCHEN COUNTERTOP AND BACKSPLASH - UPGRADE COLOUR - QUARTZ VERMONT

11Mar22 Note:

ELECTRICAL

1 - KITCHEN L.E.D. LIGHT FOR KITCHEN VALANCE

11Mar22 Note:

MIRRORS AND GLASS

1 - DELETE ALL STANDARD MIRRORS THROUGHTOUT BATHROOMS

11Mar22 Note:

1 - MASTER ENSUITE - SHOWER ENCLOSURE - FRAMELESS CLEAR GLASS SHOWER DOOR WITH SIDE PANEL TO CEILING FOR 5FT SHOWER - INCLUDES CHROME KNOB & HINGES

18Jun21 Note:

MISCELLANEOUS

1 - vendor discount

11Mar22 Note:

1 - FURTHER DISCOUNT

18Jun21 Note:

PLUMBING

1 - KITCHEN – WATERLINE ROUGH-IN FOR FRIDGE

11Mar22 Note:

1 - MAIN SHOWER ADD TOE TESTER FOR SHOWER

11Mar22 Note:

1 - MASTER ENSUITE SHOWER ADD- RIZON CHROME POSI TEMP FAUCET- SEE ATTACHED

11Mar22 Note:

PROMOTIONAL

1 - PROMOTION AS PER OFFER

18Jun21 Note:

This Document is Extremely Time Sensitive - Printed 27 Jun 22 at 9:38



Specifications for Project

unit 2302 and 2311

Location

Vaughan

905-303-6909



REMINDER: To ensure a smooth project it is the responsibility of the homeowner / purchaser of appliances for this project to share all the attached specifications to ensure the cabinet provider, contractor, or any other tradesperson have all the information required to complete their work accurately.

Specifications are subject to change. If any tradesperson has questions regarding the attached specifications please contact our sales associate.

Powered by SteelCod

Full Spec Package

unit 2302 and 2311



Coast Appliances
coastappliances.com

Andrew Haidari
Commercial Sales Representative
905-303-6909

Search **20220624161240016SC**
Version 1.1

Fri, Jun 24, 2022
12:12 PM EDT

To ensure a smooth project it is the responsibility of the homeowner / purchaser of appliances for this project to share all the attached specifications to ensure the cabinet provider, contractor, or any other tradesperson have all the information required to complete their work accurately.

Specifications are subject to change. If any tradesperson has questions regarding the attached specifications please contact our sales associate.



enterprise.steelcod.com/sp/csta/S0BBJ9F9

<i>Contents</i>	<i>Page no.</i>
KRFC704FPS KitchenAid Refrigeration	3-5
YKMLS311HSS KitchenAid Microwave	6-7

Note about page numbers:
Because the original manufacturer's documents are not altered in any way, the page numbers displayed on the page may not correspond to the page number within this package.

All specifications are intended for initial planning purposes only.
Manufacturers reserve the right to change specifications at any time without notice. Always consult the installation instructions found on the manufacturer's website or included with the appliances before installation.

KRFC704FPS



23.8 cu. ft. 36" Counter-Depth French Door
Platinum Interior Refrigerator with PrintShield™

<http://www.kitchenaid.com>



Key Features:

- PrintShield™ Finish
- Under-Shelf Prep Zone
- Slide-Away Shelf
- Full-Extension FreshSeal™ Crispers
- Full-Extension Custom Temperature-Controlled Pantry Drawer
- Full-Extension Pull Out Tray
- Preserva® Food Care System with Linear Compressor
- 3-Tier Self-Close Freezer Drawer with Extend-Freeze Setting
- Removable Door Bins with Metal Accents
- Slim Design In-Door-Ice® System
- Panoramic LED Lighting
- Platinum Interior Design with Premium Wood Finish Accents

Product Dimensions:

Height: 71 7/8
Width: 35 13/16
Depth: 31 1/2

Additional Information:

- [Use And Care Guide](#)
- [Dimension Guide](#)
- [Energy Guide](#)
- [Warranty Certificate](#)

Available in:

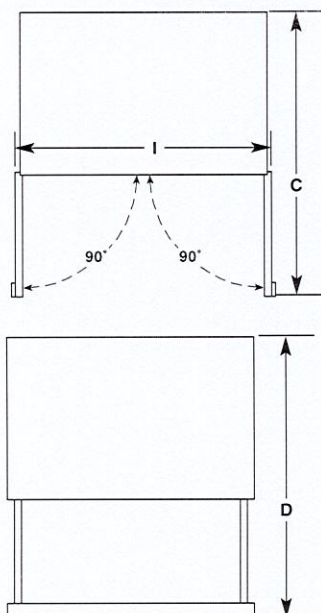
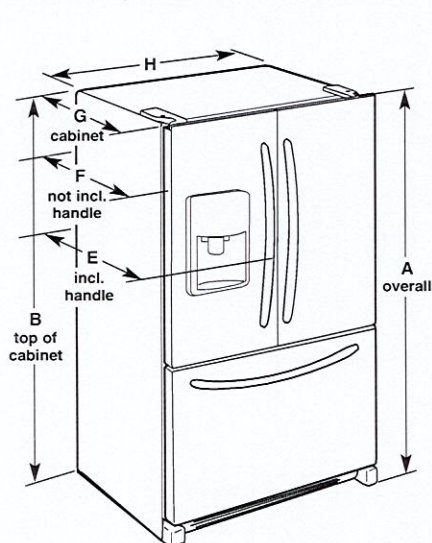
- Stainless Steel with PrintShield™ Finish
- ☒ Stainless Steel



®Registered trademark/TM Trademark of Whirlpool, U.S.A. © 2016 Whirlpool Corporation. All Rights Reserved.
All other trademarks are owned by their respective companies.
Because Whirlpool Corporation policy includes a continuous commitment to improve our products, we reserve the right to change materials and specifications without notice. We also reserve the right to discontinue or transition products without notice.
Manufacturer's Suggested Retail Price (MSRP) and Minimum Advertised Price (MAP) provided for reference purposes only. Dealer alone determines advertised and retail prices.
Created On: Monday, March 06, 2017 19:13:32

KitchenAid® French Door Bottom Mount Refrigerator with Ice Dispenser
(KRFC704F, KRFC604F)

PRODUCT DIMENSIONS



Model Number	KRFC704F, KRFC604F
Model Size	23.8 cu. ft. (673.9 L)
Height - Overall "A"	71 ⁷ / ₈ " (182.6 cm)
Height - Top of Cabinet "B"	70 ⁷ / ₈ " (180.0 cm)
Depth - Doors Open 90° "C"	43 ³ / ₄ " (111.1 cm)
Depth - Drawer Open "D"	45 ⁷ / ₈ " (116.5 cm)
Depth - With Handles "E"	31 ¹ / ₂ " (80.0 cm)
Depth - Without Handles "F"	28 ⁷ / ₈ " (73.3 cm)
Depth - Cabinet Only "G"	24 ³ / ₈ " (61.9 cm)
Width - Cabinet "H"	35 ⁵ / ₈ " (90.5 cm)
Width - Door Open 90° "I"	43 ³ / ₈ " (110.8 cm)

⚠ WARNING



Electrical Shock Hazard

Plug into a grounded 3 prong outlet.

Do not remove ground prong.

Do not use an adapter.

Do not use an extension cord.

Failure to follow these instructions can result in death, fire, or electrical shock.

Electrical: A 115 V, 60 Hz., AC only, 15 or 20 A fused, grounded electrical supply is required. It is recommended that a separate circuit serving only your freezer be provided. Use an outlet that cannot be turned off by a switch. Do not use an extension cord.

Water: A cold water supply with water pressure between 35 and 120 psi (241 and 827 kPa) is required to operate the water dispenser and ice maker. If you have questions about your water pressure, call a licensed, qualified plumber.

NOTE: If the water pressure is less than what is required, the flow of water from the water dispenser could decrease or ice cubes could be hollow or irregular shaped.

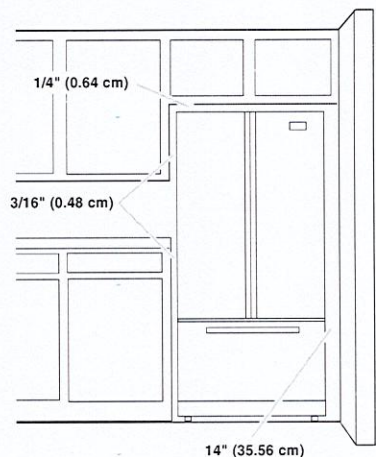
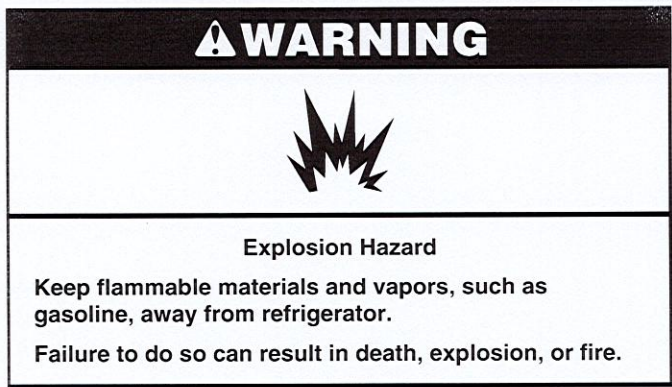
Reverse Osmosis Water Supply

IMPORTANT: The pressure of the water supply coming out of a reverse osmosis system going to the water inlet valve of the refrigerator needs to be between 35 and 120 psi (241 and 827 kPa).

If a reverse osmosis water filtration system is connected to your home cold water supply, the water pressure to the reverse osmosis system needs to be a minimum of 40 to 60 psi (276 to 414 kPa).

KitchenAid® French Door Bottom Mount Refrigerator with Ice Dispenser

LOCATION REQUIREMENTS



IMPORTANT: This refrigerator is designed for indoor and household use only.

To ensure proper ventilation for your refrigerator, allow for a 3/16" (0.48 cm) of space on each side and 1/4" (0.64 cm) space at the top. Allow for a 1" (2.54 cm) space behind the refrigerator. If your refrigerator has an ice maker, allow extra space at the back for the water line connections. When installing your refrigerator next to a fixed wall, leave a 14" (35.56 cm) minimum space between the refrigerator and wall to allow the door to swing open.

NOTE: This refrigerator is intended for use in a location where the temperature ranges from a minimum of 55°F (13°C) to a maximum of 110°F (43°C). The preferred room temperature range for optimum performance, which reduces electricity usage and provides superior cooling, is between 60°F (15°C) and 90°F (32°C). It is recommended that you do not install the refrigerator near a heat source, such as an oven or radiator.

KitchenAid® 1000-Watt Low Profile Microwave Hood Combination

YKMLS311HSS

Available Finishes/Colours



This innovative microwave hood combination gives cooks more room to create beneath its low profile cabinet, illuminated by dual LEDs. It delivers powerful ventilation coverage from two powerful 500 CFM Motor Class²¹ fans, capturing cooking smoke, grease and odors. Whisper Quiet® ventilation lets you create without distraction.

- Top Features
- Low Profile Design
- Whisper Quiet® Ventilation System
- 5-Speed Dual Fan Ventilation

YKMLS311HBL
Other

YKMLS311HSS
Other

YKMLS311HBS
Other

YKMLS311HWH
Other

Dimensions	
Depth	18
Height	10 1/4
Width	30

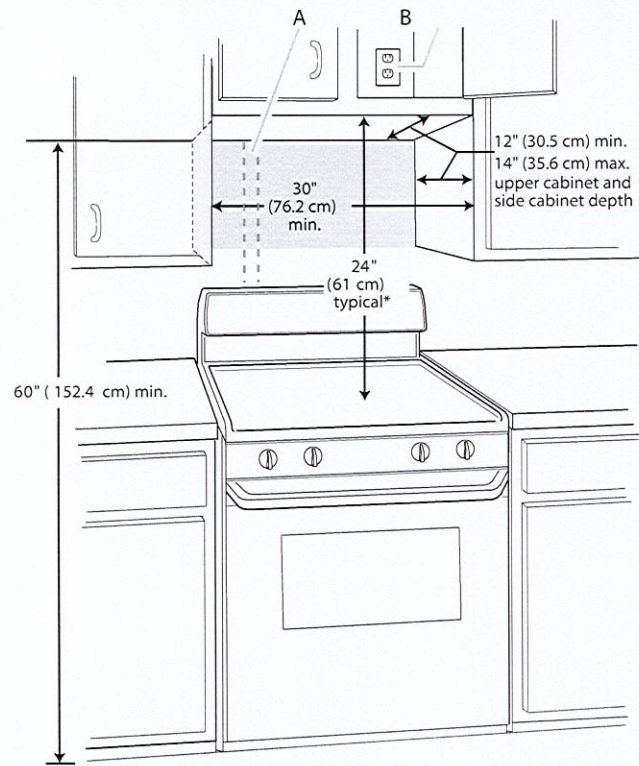
Configuration and Overview	
Fan CFM	500
Venting Type	Exterior or Recirculating

Controls	
Number of Speeds	4

Ventilation Features	
Odor Removal Filter (charcoal)	Charcoal Odor Removing Filter

Installation Dimensions

NOTE: The grounded 3 prong outlet must be inside the upper cabinet. See the "Electrical Requirements" section.

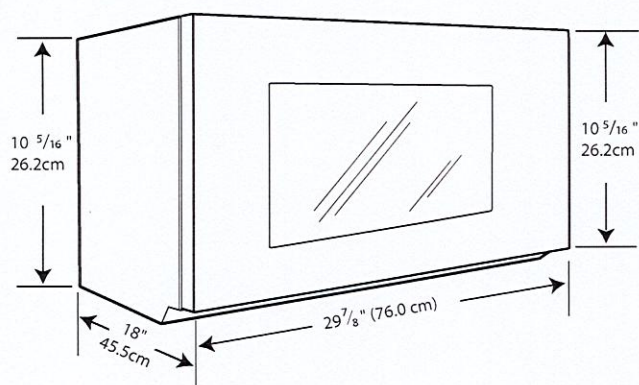


A. 2" x 4" wall stud
B. Grounded 3 prong outlet

*24" (61 cm) is typical for 60" (152.4 cm) installation height. Exact dimensions may vary depending on type of range/cooktop below.

Product Dimensions

*Overall depth of product will vary slightly depending on door design.



Electrical Requirements

⚠ WARNING



Electrical Shock Hazard

- Plug into a grounded 3 prong outlet.
- Do not remove ground prong.
- Do not use an adapter.
- Do not use an extension cord.
- Failure to follow these instructions can result in death, fire, or electrical shock.

Observe all governing codes and ordinances.

Required:

- A 120-volt, 60 Hz, AC-only, 15- or 20-amp electrical supply with a fuse or circuit breaker

Recommended:

- A time-delay fuse or time-delay circuit breaker
- A separate circuit serving only this microwave oven

GROUNDING INSTRUCTIONS

- **For all cord connected appliances:**
The microwave oven must be grounded. In the event of an electrical short circuit, grounding reduces the risk of electric shock by providing an escape wire for the electric current. The microwave oven is equipped with a cord having a grounding wire with a grounding plug. The plug must be plugged into an outlet that is properly installed and grounded.

WARNING: Improper use of the grounding plug can result in a risk of electric shock. Consult a qualified electrician or serviceman if the grounding instructions are not completely understood, or if doubt exists as to whether the microwave oven is properly grounded.

Do not use an extension cord. If the power supply cord is too short, have a qualified electrician or serviceman install an outlet near the microwave oven.

SAVE THESE INSTRUCTIONS