

CONSTRUCTION SUMMARY

RECEIVED

Charisma Condominiums - Genazzano Highrises Inc.

PURCHASERS: Earl E MCGIBNEY and Lucia A FILICE

AUG 26 2021

TEL:

LOT / PHASE 209 / East	REG. PLAN #	HOUSE TYPE D1008		
---------------------------	-------------	---------------------	--	--

CABINETRY

1 - KITCHEN UPGRADE 2 CABINETS WITH EXTENDED UPPERS 09Feb21 Note:	
1 - KITCHEN- ADD 1FT TO ISLAND BASE CABINETS 09Feb21 Note:	
1 - KITCHEN- ADD LIGHT VALANCE 09Feb21 Note:	
2 - BATHROOM MEDICINE CABINETS ABOVE TOILETS- NO MIRRORS- EACH 09Feb21 Note: TWO DOORS AND A SHELF	

CABINETRY ACCESSORIES

1 - KITCHEN UPGRADED HANDLES AND PULL 09Feb21 Note: HANDLES 526MC---PULL 214ME	
---	--

CONSTRUCTION

1 - SMOOTH CEILING FOR BEDROOMS - PRICE IS EACH BEDROOM 09Feb21 Note:	
1 - MASTER ENSUITE- DELETE TUB AND INSERT 5FT SHOWER- MAIN BATH DELETE SHOWER AND INSERT 5FT TUB 09Feb21 Note:	

COUNTER TOP

2 - KITCHEN ISLAND ADD WATERFALL LEGS 09Feb21 Note:	
--	--

COUNTERTOP

1 - KITCHEN COUNTERTOP UPGRADE MATERIAL 09Feb21 Note:	
1 - KITCHEN BACKSPLASH - UPGRADE MATERIAL 09Feb21 Note:	

DOORS AND TRIM

1 - ADD BARN DOORS SAME DESIGN AS STANDARD DOORS IN WALK IN CLOSET -EACH 09Feb21 Note:	
---	--

MASTER BEDROOM

ELECTRICAL

1 - KITCHEN- ADD FLORENSCENT LIGHTING TO VALANCE 09Feb21 Note:	
1 - MAIN BATH ADD A POT LIGHT IN TUB CEILING 09Feb21 Note:	

MIRRORS AND GLASS

1 - CLOSET SLIDER - FRAMELESS MIRROR SLIDING DOOR WITH MIRRORED FASCIA IN LIEU OF STANDARD 09Feb21 Note: IN BEDROOM 2	
--	--

RECEIVED

AUG 26 2021



CONSTRUCTION SUMMARY

Charisma Condominiums - Genazzano Highrises Inc.

PURCHASERS: Earl E MCGIBNEY and Lucia A FILICE

TEL:

LOT / PHASE 209 / East	REG. PLAN #	HOUSE TYPE D1008		
---------------------------	-------------	---------------------	--	--

1 - SHOWER ENCLOSURE - FRAMELESS GLASS SHOWER DOOR WITH SIDE PANEL TO CEILING - INCLUDES CHROME KNOB AND HINGES 09Feb21 Note:	
MASTER ENSUITE	

MISCELLANEOUS

3 - ADD GRAB BARS IN MAIN AND MASTER ENSUITE- 24" EACH. 09Feb21 Note:	
SEE SKETCH	

PLUMBING

1 - KITCHEN- ADD ROUGH IN WATER LINE FOR FRIDGE 09Feb21 Note:	
1 - MASTER ENSUITE- ADD TOE TESTER TO SHOWER 09Feb21 Note:	

This Document is Extremely Time Sensitive - Printed 26 Aug 21 at 9:43



Specifications for Project

Charisma # 209

MCGIBNEY, LUCY & EARL

Location

Vaughan

905-303-6909



REMINDER:

To ensure a smooth project it is the responsibility of the homeowner / purchaser of appliances for this project to share all the attached specifications to ensure the cabinet provider, contractor, or any other tradesperson have all the information required to complete their work accurately.


Specifications are subject to change. If any tradesperson has questions regarding the attached specifications please contact our sales associate.

Powered by SteelCod

Charisma # 209
MCGIBNEY, LUCY & EARL

Charisma # 209
VAUGHAN, ON TBA TBA
(905) 303-3715

Models	Pages
RF170BLPUX6 N Fisher & Paykel Refrigeration	3-6
YKMLS311HSS KitchenAid Microwave	7-8
WKEX200HBA LG Washer-Dryer	9



Coast Appliances
coastappliances.com

Andrew Haidari
Commercial Sales Representative
905-303-6909

Inv **S03442118**
Version 1.1

Wed, Aug 25, 2021
3:22 PM EDT

To ensure a smooth project it is the responsibility of the homeowner / purchaser of appliances for this project to share all the attached specifications to ensure the cabinet provider, contractor, or any other tradesperson have all the information required to complete their work accurately.


Specifications are subject to change. If any tradesperson has questions regarding the attached specifications please contact our sales associate.



enterprise.steelcod.com/sp/csta/19FKRP3D

Note about page numbers:
Because the original manufacturer's documents are not altered in any way, the page numbers displayed on the page may not correspond to the page number within this package.

All specifications are intended for initial planning purposes only.
Manufacturers reserve the right to change specifications at any time without notice. Always consult the installation instructions found on the manufacturer's website or included with the appliances before installation.



RF170BLPUX6_N

Counter Depth Refrigerator
17.5 cu ft, Ice & Water

Contemporary

This Fisher & Paykel Fridge Freezer is left hinge with large flexible storage options for a busy family and comes in a stylish stainless steel finish with ice and water.

EZKleen Stainless Steel



A PEACE OF MIND SALE
24 Hours 7 Days a Week Customer Support
T 1.888.936.7872 W fisherpaykel.com

Dimensions

Depth	27 7/8"
Height	67 3/4"
Width	31 1/8"

Features & Benefits

Clever energy

Your fridge adapts to daily use by cooling and defrosting only when needed. This means your fridge uses the energy it needs without compromising on food care.

Humidity control

Your fruit and veges need different environments. Each storage bin creates a microclimate, which helps keep them fresher for longer.

Easy cleaning

No more permanent dirty marks with our EZKleen feature for stainless steel fridges. Anti-fingerprint coating means you simply wipe clean any marks. Spill-safe secure glass shelves easily capture any drips or leaks.

Ice maker

Fresh ice is always available for you in a dedicated freezer bin. Simply turn it off to free up freezer space or during busy times, you can boost ice production by up to 30%.

Design quality

Our fridges are designed and built using quality materials. We use real stainless steel on our fridges and solid glass for shelving.

Water on tap

The slimline dispenser makes it easy to fill almost any sized jug or vessel with cool filtered water and doesn't take up any storage space in your fridge.

Internal Ice Maker

The internal ice maker delivers fresh ice into a dedicated bin that can be easily customized to store different volumes or simply turned off to free up freezer bin space. Ice Boost mode can temporarily increase ice production by up to 30%.

Specifications

Accessories

Replacement water filter	Part number 836848
--------------------------	--------------------

Capacity

Freezer volume	5.2 cu ft
Refrigerator volume	12.3 cu ft
Total volume	17.5 cu ft

Consumption

Energy Star Certified	yes
Energy usage	538 kWh/year

Design

Bottom freezer	•
Concealed hinges	•
Door opening	left hinge
EZKleen stainless steel	•
Flat door design	•
Premium styling	•
Sleek side mounted plastic handles	•

Details

UPC Code	822843245352
----------	--------------

Freezer	
Bottle chill	•
Built-in ice maker	•
Clear plastic bins	2
Fast freeze	•
Ice Boost	•
Ice bin and scoop	•
Large plastic bin	•
Slide Out Pastry Tray	•

Measurements	
Depth - door closed not including handle	27-3/8"
Height - to top of cabinet	67-3/4"
Minimum air clearance - at rear	1-3/16"
Minimum air clearance - each side	13/16"
Minimum air clearance - on top	2"

Performance	
ActiveSmart™ Foodcare	•
Adaptive defrost	•
Bottle chill mode	•
External water dispenser	•
Fast freeze	•
Frost free	•
Humidity controlled crisper bin	•
Inverter controlled compressor	•
Sabbath mode	•

Refrigerator	
Adjustable door shelves	4
Adjustable glass shelves	4
Covered door shelves	2
Door alarm	•
Front levelling feet	•
Fruit and vegetable bins	2
Full extension runners	•
Full width door shelves	2
LED lighting	•
Rear rollers	•
SmartTouch control panel	•
Spill proof removable bins	•
Stackable bottle holders	2
Ultra slim water dispenser	•

Style And Series	
Product Style	Contemporary
Warranty	
Parts & Labor	2 years
Sealed system parts	5 years
SKU	
25104	

The product dimensions and specifications in this page apply to the specific product and model. Under our policy of continuous improvement, these dimensions and specifications may change at any time. You should therefore check with Fisher & Paykel's Customer Care Centre to ensure this page correctly describes the model currently available. © Fisher & Paykel Appliances Ltd 2018

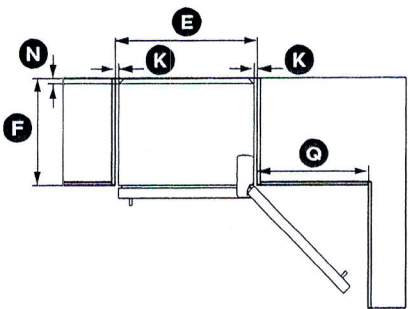
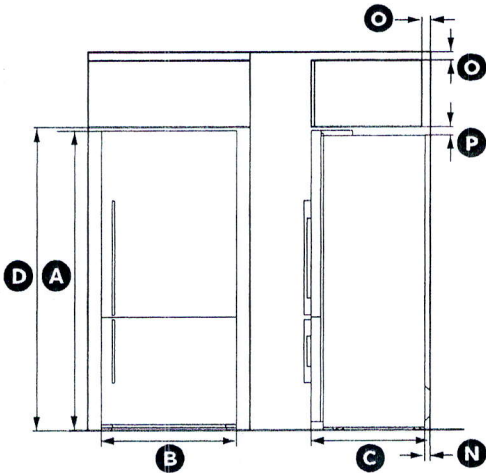
Other product downloads available at fisherpaykel.com

INSTALLATION INSTRUCTIONS

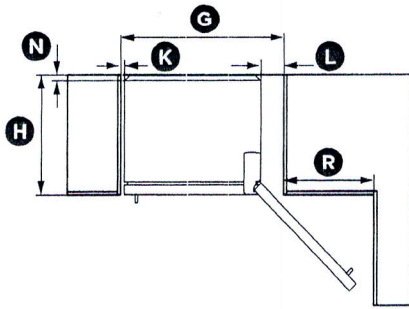
4. Product and cabinetry dimensions

If integrating your refrigerator, please follow installation instructions provided with the integration kits.

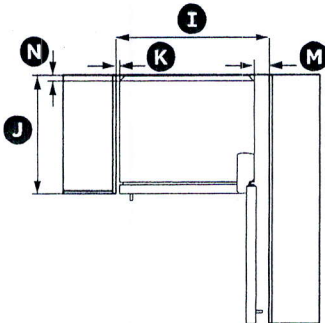
Freezer door models (RF135B and RF170B)
(Ice & Water, Automatic Ice and non-Ice & Water models)



Flush with refrigerator chassis — full door rotation



Flush with refrigerator door — full door rotation



Flush with refrigerator door — 90° door rotation


INSTALLATION INSTRUCTIONS

	RF135B	RF170B
PRODUCT DIMENSIONS	inches (mm)	inches (mm)
(A) Overall height of product	67 3/4" (1720)	67 3/4" (1720)
(B) Overall width of product	25" (635)	31 1/8" (790)
(C) Overall depth of product (excludes handle, includes rear compartment cover)	27 3/8" (695)	27 3/8" (695)
CABINETRY DIMENSIONS (including minimum clearances)	inches (mm)	inches (mm)
(D) Inside height of cavity	68 1/8" (1730)	68 1/8" (1730)
Flush with refrigerator chassis — full door rotation		
(E) Inside width	26 9/16" (675)	32 11/16" (830)
(F) Inside depth	24 7/16" (620)	24 7/16" (620)
Flush with refrigerator door — full door rotation		
(G) Inside width	31 1/8" (790)	37 3/16" (945)
(H) Inside depth flush to door	27 3/8" (695)	27 3/8" (695)
Flush with refrigerator door — 90° door rotation (for full drawer/shelf access, the doors need to be open past 90°)		
(I) Inside width	29 5/16" (745)	35 7/16" (900)
(J) Inside depth flush to door	27 3/8" (695)	27 3/8" (695)
MINIMUM CLEARANCES	inches (mm)	inches (mm)
(K) Side clearance	13/16" (20)	13/16" (20)
(L) Side clearance — hinge side flush with door — full rotation	5 5/16" (135)	5 5/16" (135)
(M) Side clearance — hinge side flush with door — 90° rotation	3 9/16" (90)	3 9/16" (90)
(N) Rear clearance (incl. rear compartment cover)	1 3/16" (30)	1 3/16" (30)
(O) Vent — around top of cupboard (optional)	2" (50)	2" (50)
(P) Top clearance — above refrigerator cabinet	2" (50)	2" (50)
(Q) Door clearance — hinge side flush with chassis — full rotation	20 1/2" (520)	25 3/8" (645)
(R) Door clearance — hinge side flush with door — full rotation	15 15/16" (405)	20 7/8" (530)

KitchenAid® 1000-Watt Low Profile Microwave Hood Combination

YKMLS311HSS

Available Finishes/Colours



This innovative microwave hood combination gives cooks more room to create beneath its low profile cabinet, illuminated by dual LEDs. It delivers powerful ventilation coverage from two powerful 500 CFM Motor Class²¹ fans, capturing cooking smoke, grease and odors. Whisper Quiet® ventilation lets you create without distraction.

Top Features

Low Profile Design

Whisper Quiet® Ventilation System

5-Speed Dual Fan Ventilation

YKMLS311HBL
Other

YKMLS311HSS
Other

YKMLS311HBS
Other

YKMLS311HWH
Other

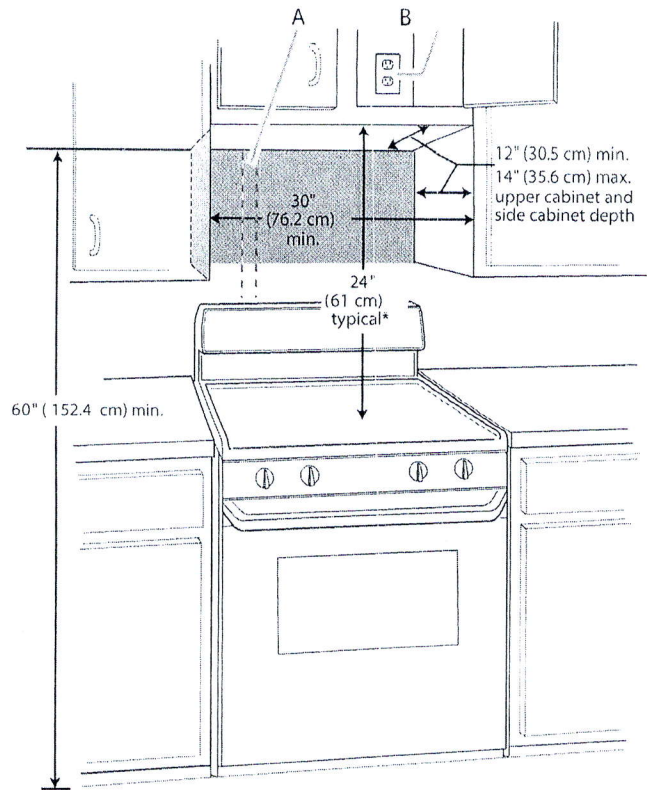
Dimensions	
Depth	18
Height	10 1/4
Width	30
Configuration and Overview	
Fan CFM	500
Venting Type	Exterior or Recirculating
Controls	
Number of Speeds	4
Ventilation Features	
Odor Removal Filter (charcoal)	Charcoal Odor Removing Filter

KitchenAid®

Because Whirlpool Corporation policy includes a continuous commitment to improve our products, we reserve the right to change materials and specifications without notice. Dimensions are for planning purposes only. For complete details, see Installation Instructions packed with product. Specifications subject to change without notice.

Installation Dimensions

NOTE: The grounded 3 prong outlet must be inside the upper cabinet. See the "Electrical Requirements" section.

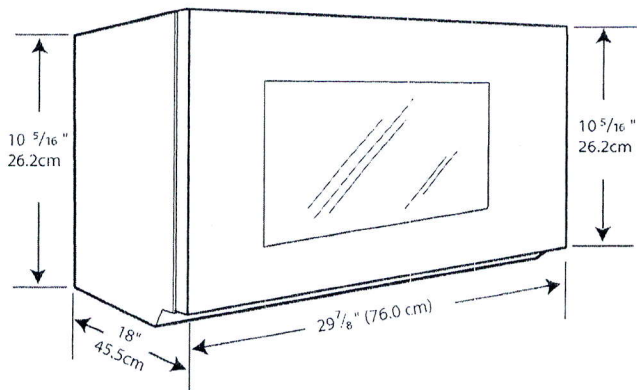


A. 2" x 4" wall stud
B. Grounded 3 prong outlet

*24" (61 cm) is typical for 60" (152.4 cm) installation height. Exact dimensions may vary depending on type of range/ cooktop below.

Product Dimensions

*Overall depth of product will vary slightly depending on door design.



Electrical Requirements

⚠ WARNING



Electrical Shock Hazard

- Plug into a grounded 3 prong outlet.
- Do not remove ground prong.
- Do not use an adapter.
- Do not use an extension cord.
- Failure to follow these instructions can result in death, fire, or electrical shock.

Observe all governing codes and ordinances.

Required:

- A 120-volt, 60 Hz, AC-only, 15- or 20-amp electrical supply with a fuse or circuit breaker

Recommended:

- A time-delay fuse or time-delay circuit breaker
- A separate circuit serving only this microwave oven

GROUNDING INSTRUCTIONS

- For all cord connected appliances:
The microwave oven must be grounded. In the event of an electrical short circuit, grounding reduces the risk of electric shock by providing an escape wire for the electric current. The microwave oven is equipped with a cord having a grounding wire with a grounding plug. The plug must be plugged into an outlet that is properly installed and grounded.

WARNING: Improper use of the grounding plug can result in a risk of electric shock. Consult a qualified electrician or serviceman if the grounding instructions are not completely understood, or if doubt exists as to whether the microwave oven is properly grounded.

Do not use an extension cord. If the power supply cord is too short, have a qualified electrician or serviceman install an outlet near the microwave oven.

SAVE THESE INSTRUCTIONS

LG LAUNDRY

WKEX200HBA

LG WashTower™ with Centre Control™
5.2 cu.ft. Washer, 7.4 cu.ft. Dryer

Unitary One Body Design with Centre Control™

AIDD™ & AI Sensor Dry™

TurboWash™ 360

TurboSteam™

Wi-Fi Enabled™

Full STS Drums with STS Lifters™


LG ThinQ™

Enjoy new ways to control your home with LG smart appliances

- Start the laundry while you're out shopping
- Get alerts when the cycle is finished
- Works with the LG ThinQ® app

works with the Google Assistant

works with alexa



SUMMARY	Washer	Dryer
Type	Front Load Washer	Front Load Dryer
Capacity (cu.ft)	5.2	7.4
Colour	Black Steel (B)	
APPEARANCE	Washer	Dryer
Hard Buttons	No	
Full Touch Electronic Control Panel	Yes	
ENERGY	Washer	Dryer
ENERGY STAR® Qualified	Yes	
CEE Tier	Tier2	-
IMEF	2.92	-
IWF	2.9	-
CEF	-	3.94
PROGRAMS	Washer	Dryer
No. of Programs	6 Normal, Bedding, Delicates, Heavy Duty, Speed Wash, Downloaded	6 Normal, Bedding, Delicates, Heavy Duty, Speed Wash, Downloaded
OPTIONS	Washer	Dryer
No. of Options	10 TurboWash®, Steam, Extra Rinse, Pre-wash, Sanitary, Tub Clean, Drum Light, Child Lock, Signal, Wi-Fi / Remote Start	10 Wrinkle Care, TurboSteam™, Reduce Static, Energy Saver, Steam Fresh®, Drum Light*, Child Lock*, Signal*, Wi-Fi* / Remote Start
DETAILS	Washer	Dryer
No. of Wash/Rinse Temps	5 Hot, Warm/Hot, Warm, Cold/ Warm, Cold	-
No. of Spin Speeds	5 High, Medium/ High, Medium, Low, No Spin	-
Max RPM	1300	-
Water Levels	Load Sensing	-
No. of Soil Levels	5	-
Temperature Settings	-	High, Medium/ High, Medium, Low/Medium, Low

Drying Levels	-	Very, More, Normal, Less, Damp
Manual Dry Times	-	60 min., 50 min., 40 min., 30 min., 20 min
FABRIC CARE FEATURES	Washer	Dryer
AI DD	Yes	-
TurboWash™ 360 Technology	Yes	-
TurboWash™ 2.0 Technology	No	-
Steam Technology	Yes	-
Allergiene™ Cycle	Yes	-
Sanitary Cycle	Yes	-
SenseClean™ System	Yes	-
AI Sensor Dry™	-	Yes
Sensor Dry	-	Yes
Precise Temperature Control with Variable Heater	-	Yes
Steam Technology	-	Yes (TurboSteam™)
CONVENIENCE FEATURES	Washer	Dryer
TrueBalance™ Anti-Vibration System	Yes	-
4 Tray Dispenser	-	Prewash, Main Wash (with liquid detergent cup), Bleach, Fabric Softener
LoadSense	Yes	-
Auto Suds Removal	Yes	-
3 Minute Installation Check	-	Yes
Reversible Door	-	No
FlowSense™ Duct Clogging Indicator	-	Yes
Wrinkle Care Option	-	Yes
Venting Option	-	3 Way
End of Cycle Signal	-	Yes
Control Lock*	-	Yes
Drum Light	-	Yes
4 Adjustable Leveling Legs	-	Yes
Remaining Time Display/Status Indicator(s)	-	Yes

THINQ TECHNOLOGY	Washer	Dryer
SmartDiagnosis™ (v3.0)	-	Yes
Wi-Fi	-	Yes
Remote Start and Cycle Monitor	-	Yes
Energy Monitoring	-	Yes
Tub Clean Coach	-	Yes
MOTOR	Washer	Dryer
Motor Type	Inverter Direct Drive Motor	-
Axis	Horizontal	
MATERIALS AND FINISHES	Washer	Dryer
NeveRust™ Stainless Steel Drum	-	Yes
Control Panel	-	Plastic
Top Plate	-	Steel
Cabinet	-	PCM
Door / Rim	Large Circle Chrome Rim	
Door / Cover	Tinted Round Tempered Glass	
CERTIFICATION	Washer	Dryer
Asthma Canada	Yes	-
POWER SOURCE	Washer	Dryer
Ratings	CSA Listed	
Electrical Requirements	120V, 10 Amps	240V 30 Amps
Type	Electric	
DIMENSIONS	Washer	Dryer
Product (WxHxD)	27" x 74 3/8" x 30 3/8"	
Depth with Door Open	55" D with door open	
Carton (WxHxD)	30 1/16" x 79 11/32" x 32"	
Weight (Product/Carton)	326 lbs / 361 lbs	
LIMITED WARRANTY	Washer	Dryer
Parts and Labour	1 Year	1 Year
Direct Drive Motor	10 Years	-
Drum	3 Years	10 Years
UPC	Washer	Dryer
WKEX200HBA	772454073670	