

RECEIVED

CONSTRUCTION SUMMARY

330 Richmond - Petaluma Building Corp.

DATE: ~~SEP 13 2019~~

PURCHASERS: Bruce KIERAN and Lynn Heather DOIGE-KIERAN

TEL:

Unit 9, Level 10 (1110-1)

Floor Plan  
B635

CABINETRY

1 - \*\*\*DELETE - KITCHEN - 41" UPPER CABINETRY\*\*\*

09Sep19 Note: DOES NOT FIT

RECEIVED

SEP 13 2019



Deletion

1 - KITCHEN - 41" UPPER CABINETRY

16Oct18 Note:

CABINETRY ACCESSORIES

1 - KITCHEN - ADD APPROX 4' ISLAND WITH OVERHANG

16Oct18 Note:

CERAMIC TILE

1 - DELETE STANDARD BATHROOM ACCESSORIES - DO NOT INSTALL SOAP DISH, TOWEL RACK OR TISSUE HOLDER

16Oct18 Note:

ELECTRICAL

1 - KITCHEN - ADD LIGHT ABOVE ISLAND - CENTERED - IF CONSTRUCTION PERMITS

22Oct18 Note:

MISCELLANEOUS

1 - ADMINISTRATION FEE FOR COLOUR CHANGES

16Oct18 Note:

PLUMBING

3 - MOEN MASON BATHROOM ACCESSORIES - CHROME

TISSUE HOLDER-#YB8099/YB8000

TOWEL RING - #YB8086

24" TOWEL BAR - #YB8094 / YB8000

16Oct18 Note:

This Document is Extremely Time Sensitive - Printed 9 Sep 19 at 11:57

Purchasers: Bruce KIERAN & Lynn Heather DOIGE-KIERAN

Const. No.: Unit 9, Level 10

Telephone Res. / Bus: /

Municipal: 1110

Decor Advisor: Candace Forza

Suite Type: B635

Lock Date: 10/16/2018 11:37:21

Project/Phase: Petaluma Building Corp./1

Layout Changes: ☐ Yes ☒ No

Sketch Attached: ☐ Yes ☒ No

Exterior Colour Scheme:

1. Kitchen and Vanities	Style and Colour	Counter	Hardware
Kitchen / Breakfast	SEE BELOW	QUARTZ-TORRONE-STRAIGHT POLISHED EDGE	STD
Main Bath	DORAL 1267-SAND MOLINA ASH	QUARTZ-TORRONE-STRAIGHT POLISHED EDGE	STD
Master Ensuite Bathroom	N/A	N/A	N/A

Appliances:

Built In Appliances ☒ Yes ☐ No

41" Upper Cabinets ☐ Yes ☒ No

Slide In Stove ☐ Yes ☒ No

Comment

KITCHEN - CABINETRY - BASE DORAL 1267-SAND MOLINA ASH \*\*\* UPPERS SENOSAN WHITE

RECEIVED  
SEP 13 2019

2. Flooring		Grout-If App.	At a 45
Entrance Vestibule	STRIP-MIRAGE-LOCK-RED OAK-CASHMERE-RIO-4 5/16"		<input type="checkbox"/>
Main Hall	STRIP-MIRAGE-LOCK-RED OAK-CASHMERE-RIO-4 5/16"		<input type="checkbox"/>
Kitchen / Breakfast	STRIP-MIRAGE-LOCK-RED OAK-CASHMERE-RIO-4 5/16"		<input type="checkbox"/>
Laundry Room	TILE-ASPEN BIANCO-12X24	STANDARD	<input type="checkbox"/>
Main Bath	TILE-ASPEN BIANCO-12X24	STANDARD	<input type="checkbox"/>
Master Ensuite Bathroom	N/A		<input type="checkbox"/>
	N/A		<input type="checkbox"/>
Living Room	STRIP-MIRAGE-LOCK-RED OAK-CASHMERE-RIO-4 5/16"		<input type="checkbox"/>
Dining Room	STRIP-MIRAGE-LOCK-RED OAK-CASHMERE-RIO-4 5/16"		<input type="checkbox"/>
Den / Library / Study	N/A		<input type="checkbox"/>
Master Bedroom	STRIP-MIRAGE-LOCK-RED OAK-CASHMERE-RIO-4 5/16"		<input type="checkbox"/>
Bedroom #2	N/A		<input type="checkbox"/>
Bedroom #3	N/A		<input type="checkbox"/>

Comment

3. Wall Tile	Selection	Grout	Describe
Main Bath			
Tub Deck Wall	N/A		
Shower Stall	N/A		
Bathtub Enclosure Walls	TILE-GLOSSY WHITE-3X6	STANDARD	
Master Ensuite Bathroom			
Tub Deck Wall	N/A		
Shower Stall	N/A		
Bathtub Enclosure Walls	N/A		
Kitchen Backsplash	BACK PAINTED GLASS-BM-OC-16	STANDARD	
Backsplash Behind Fridge	N/A		

Comment

\*\* Refer to Construction Summary

4. Misc

Water Line for Fridge

N/A

Interior Door Handles



AS PER CONSTRUCTION SPECS

Ceramic Bathroom Accessories

NO - UPGRADED MOEN MASON

☐ Yes ☒ No

Comment

Initials:  



Purchasers: Bruce KIERAN & Lynn Heather DOIGE-KIERAN

Telephone Res. / Bus: /

Decor Advisor: Candace Forza

Lock Date: 10/16/2018 11:37:21

Const. No.: Unit 9, Level 10

Municipal: 1110

Suite Type: B635

Project/Phase: Petaluma Building Corp./1

5. Plaster Mouldings and Medallions

Entrance Vestibule	N/A		Living Room	N/A	
Main Hall	N/A		Dining Room	N/A	
Kitchen/Breakfast	N/A		Den / Library /Study	N/A	
Laundry Room	N/A		Master BedRoom	N/A	
Main Bath	N/A		BedRoom #2	N/A	
Master Ensuite Bathroom	N/A		BedRoom #3	N/A	
	N/A				

Comment

\*\* Refer to Construction Summary

6. Wall Paint

Entrance Vestibule	43 - BIRCH WHITE	Living Room	43 - BIRCH WHITE
Main Hall	43 - BIRCH WHITE	Dining Room	43 - BIRCH WHITE
Kitchen / Breakfast	43 - BIRCH WHITE	Den/Library	N/A
Laundry Room	43 - BIRCH WHITE	Master Bedroom	43 - BIRCH WHITE
Main Bath	43 - BIRCH WHITE	Bedroom #2	N/A
Master Ensuite	N/A	Bedroom #3	N/A
	N/A		

Comment

7. General Comments

\*\* Refer to Construction Summary


Disclaimers and Notes


- 1) Colours of all materials are as close as possible to builder's selection, but not necessarily identical due to variances in manufacturing.

2) Any extras listed above are null and void unless accompanied by a separate invoice/amendment. Said invoice must be paid in full.

3) The Purchaser agrees that this colour selection is final and that no changes will be permitted, unless required by the Vendor.

4) The Purchaser acknowledges reading and accepting document which contains other miscellaneous disclaimers.

Signature:  Date: Oct 16/18

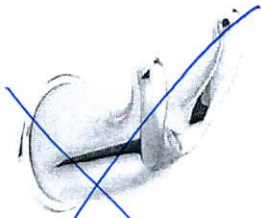
Signature:  Date: Oct 16, 2018

Signature: \_\_\_\_\_ Date: \_\_\_\_\_


Initials: \_\_\_\_\_

# Mason™

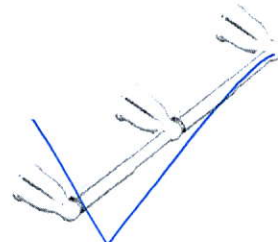
Traditional | Transitional | Modern



**Double Robe Hook**  
Model YB8003



**Paper Holder**  
Model YB8099 / YB8000  
Chrome



**Double Paper Holder**  
Model YB8088  
*Not available in BC*



**Towel Ring**  
Model YB8086  
Chrome



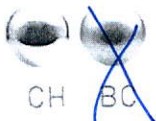
**18" Towel Bar**  
Model YB8098 / YB8000



**24" Towel Bar**  
Model YB8094 / YB8000  
Chrome

**PRO+FIT™**  
INSTALLATION SYSTEM

## FINISH OPTIONS:

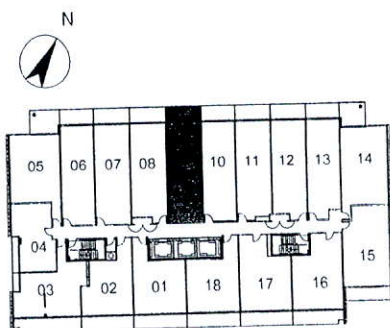
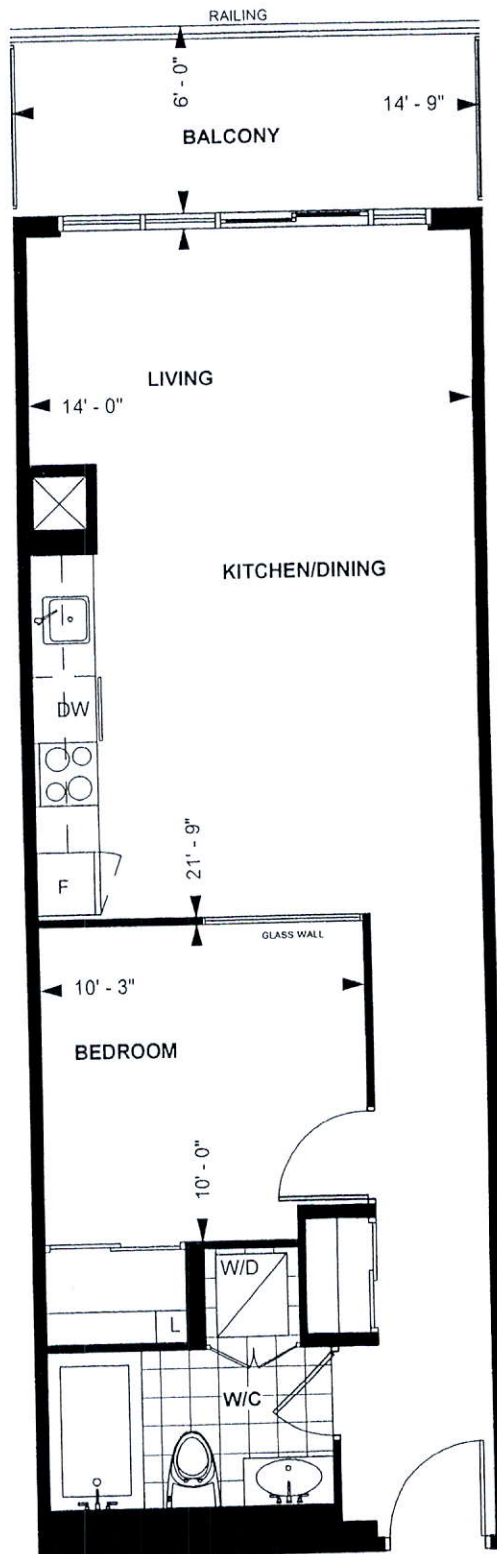


To order, combine the model number with one of these finish letter(s):  
Chrome (CH) & Brushed Chrome (BC).

# SCHEDULE 'A'

## 330

RICHMOND



LEVEL 10

TOWER SUITE

**B 635**

**8' CEILING \***

635 sq. ft.

**1-BEDROOM**

Purchaser Initials *BB* Purchaser Initials *HL*

Date

Unit No. 9 Level No. 10 Suite No. 1110

*03/03/2016*

Dimensions, specification, tile floor pattern and architectural detailing (including window size and location) are approximate and subject to modifications without notice. Orientation of suite may vary from the stated floor area.  
\*Ceiling height measured from top of floor slab to underside of slab above before finishes, and excluding bulkheads and required drop ceilings. E.&O.E.



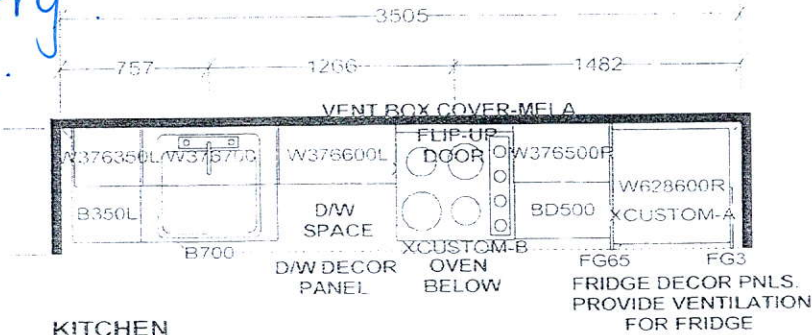
FILE NAME:  
GLOSS CONDO

330 RICHMOND  
PROTOTYPE FOR EXTRA

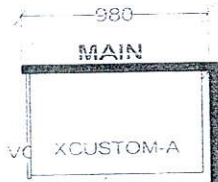
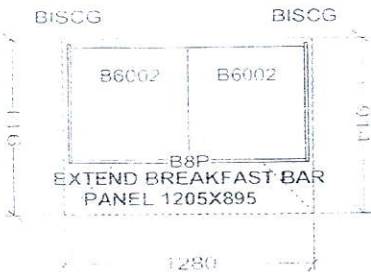
41" Upper Cabinetry  
Add 4' Island  
(Approx)

RECEIVED  
SEP 13 2019

THIS LAYOUT CONTAINS EXTRAS  
THAT ARE NOT PART OF CONTRACT



KITCHEN BASES & VANITIES INSTALLED  
WITH ADJUSTABLE LEGS



CUSTOM 2 DRAWER VANITY  
(Drawers modified to clear plumbing)  
FLOATING TOEKICK

APPLIANCE PACKAGE:  
24" INTEGRATED FRIDGE W/ DECOR PNLS  
24" INTEGRATED DISHWASHER W/ DECOR PNL  
24" BUILT-IN OVEN  
24" COOKTOP  
24" MICROWAVE HOOD FAN

Selba Industries

W WIDTH	W HGHT	W CNT	FL HGHT	DWY H	ST CENT	2X4	VENT BOX COVER
TOWER SUITES: 760MM HIGH UPPER CABINETS WHITE STEEL DRAWER BOXES COUNTERTOPS BY OTHERS VENT BOX COVERS CUSTOM VANITIES				This drawing is the intellectual property of SELBA INDUSTRIES INC. and is an original design which must not be released or copied unless applicable fee has been paid or job order placed.			JOB NUMBER: BUILDER: GREENPARK SITE NAME: PETALUMA MODEL: 1 BEDROOM-B 592, B 609, B 635 LOT #: DESIGNER: KS DATE: JAN 8 18