



CONSTRUCTION SUMMARY

330 Richmond - Petaluma Building Corp.

PURCHASERS: Kevin PERSAUD and Kisha D. PERSAUD

TEL:

Unit 6, Level 15 (1807-1)

Floor Plan  
B463

CABINETRY

1 - 41" UPPER CABINETS- KITCHEN

26Apr19 Note:

CONSTRUCTION

1 - SMOOTH CEILING IN BEDROOM

26Apr19 Note:

1 - MAIN BATH - 5 FOOT SHOWER WITH SLIDING CHROME FRAMED GLASS DOORS IN LIEU OF TUB

13Mar18 Note:

PLUMBING

1 - UPGRADE BATHROOM ACCESSORIES- MOEN 90 DEGREE- CHROME

TOILET PAPER HOLDER #YB8808

TOWEL RING #YB8886

24" TOWEL BAR #YB8824

26Apr19 Note:

PROMOTIONAL

1 - PURCHASER FOREFITS REMAINDER OF UPGRADE CREDIT

26Apr19 Note:

1 - LESS CREDIT FROM PURCHASERS EXTRA SHEET IN OFFER

26Apr19 Note:

1 - PARTIAL REDEPTION OF PROMOTIONAL PACKAGE \$2,800.00 BALANCE (\$2,200) FORWARD TO BE USED AT A LATER DATE. ORIGINAL PROMOTIONAL PACKAGE OF \$5,000 AS PER SCHEDULE PE DATED DECEMBER 19, 2015.

13Mar18 Note:

EXTRAS AS PER OFFER

The Vendor agrees that notwithstanding any other term or provision in this Agreement included in the Purchase Price and in addition to those items detailed in Schedule D to the Agreement of Purchase and Sale, the Purchaser is entitled to a credit of Fiv

Worksheet Note:

This Document is Extremely Time Sensitive - Printed 26 Apr 19 at 10:48

RECEIVED APR 26 2019

Purchasers:Kevin PERSAUD & Kisha D. PERSAUD

Const. No.:Unit 6, Level 15

Telephone Res. / Bus: /

Municipal:1807

Decor Advisor:Natalie Mancuso

Suite Type:B463

Lock Date:4/26/2019 10:45:42

Project/Phase:Petaluma Building Corp./1

Layout Changes:☒ Yes ☐ No

Sketch Attached:☒ Yes ☐ No

Exterior Colour Scheme:

1. Kitchen and Vanities

	Style and Colour	Counter	Hardware
Kitchen / Breakfast	SEE BELOW	QUARTZ- AMIATA- STRAIGHT POLISHED EDGE	STD
Main Bath	DORAL H3081 HACIENDA BLACK	QUARTZ- AMIATA- STRAIGHT POLISHED EDGE	STD
Master Ensuite Bathroom			

Appliances:

Built In Appliances☒ Yes ☐ No

41" Upper Cabinets☒ Yes ☐ No

Slide In Stove☐ Yes ☒ No

Comment

KITCHEN UPPER CABINETS- SENOSAN LIGHT GREY  
KITCHEN BASE CABINETS- DORAL H3081 HACIENDA BLACK

2. Flooring

		Grout-If App.	At a 45
Entrance Vestibule	HARDWOOD- MIRAGE 4 5/16 LOCK RED OAK- GRAPHITE- CASHMERE		<input type="checkbox"/>
Main Hall	HARDWOOD- MIRAGE 4 5/16 LOCK RED OAK- GRAPHITE- CASHMERE		<input type="checkbox"/>
Kitchen / Breakfast	HARDWOOD- MIRAGE 4 5/16 LOCK RED OAK- GRAPHITE- CASHMERE		<input type="checkbox"/>
Laundry Room	TILE- LIFE ICE 12X24	STD	<input type="checkbox"/>
Main Bath	TILE- LIFE ICE 12X24	STD	<input type="checkbox"/>
Master Ensuite Bathroom			<input type="checkbox"/>
Living Room	HARDWOOD- MIRAGE 4 5/16 LOCK RED OAK- GRAPHITE- CASHMERE		<input type="checkbox"/>
Dining Room	HARDWOOD- MIRAGE 4 5/16 LOCK RED OAK- GRAPHITE- CASHMERE		<input type="checkbox"/>
Den / Library / Study			<input type="checkbox"/>
Master Bedroom	HARDWOOD- MIRAGE 4 5/16 LOCK RED OAK- GRAPHITE- CASHMERE		<input type="checkbox"/>
Bedroom #2			<input type="checkbox"/>
Bedroom #3			<input type="checkbox"/>

Comment

3. Wall Tile

	Selection	Grout	Describe
Main Bath			
Tub Deck Wall			
Shower Stall	TILE- GLOSSY WHITE 3X6	STD	
Bathtub Enclosure Walls			
Master Ensuite Bathroom			
Tub Deck Wall			
Shower Stall			
Bathtub Enclosure Walls			
Kitchen Backsplash	PAINTED GLASS BM#HC-170		
Backsplash Behind Fridge			

Comment

\*\* Refer to Construction Summary

4. Misc

Water Line for FridgeNO

Interior Door HandlesSTANDARD

Ceramic Bathroom AccessoriesUPGRADE MOEN 90 DEGREE

☒ Yes ☐ No

Comment

Initials:



Purchasers: Kevin PERSAUD & Kisha D. PERSAUD

Telephone Res. / Bus: /

Decor Advisor: Natalie Mancuso

Lock Date: 4/26/2019 10:45:42

Const. No.: Unit 6, Level 15

Municipal: 1807

Suite Type: B463

Project/Phase: Petaluma Building Corp./1

5. Plaster Mouldings and Medallions

Entrance Vestibule			Living Room		
Main Hall			Dining Room		
Kitchen/Breakfast			Den / Library /Study		
Laundry Room			Master BedRoom		
Main Bath			BedRoom #2		
Master Ensuite Bathroom			BedRoom #3		

Comment

\*\* Refer to Construction Summary

6. Wall Paint

Entrance Vestibule	BIRCH WHITE	Living Room	BIRCH WHITE
Main Hall	BIRCH WHITE	Dining Room	BIRCH WHITE
Kitchen / Breakfast	BIRCH WHITE	Den/Library	
Laundry Room	BIRCH WHITE	Master Bedroom	BIRCH WHITE
Main Bath	BIRCH WHITE	Bedroom #2	
Master Ensuite	BIRCH WHITE	Bedroom #3	

Comment

7. General Comments

\*\* Refer to Construction Summary


Disclaimers and Notes

- 1) Colours of all materials are as close as possible to builder's selection, but not necessarily identical due to variances in manufacturing.


2) Any extras listed above are null and void unless accompanied by a separate invoice/amendment. Said invoice must be paid in full.

3) The Purchaser agrees that this colour selection is final and that no changes will be permitted, unless required by the Vendor.

4) The Purchaser acknowledges reading and accepting document which contains other miscellaneous disclaimers.

Signature: 

Date: FR 1 APR 2019

Signature: 

Date: Apr 26/19

Signature: \_\_\_\_\_

Date: \_\_\_\_\_

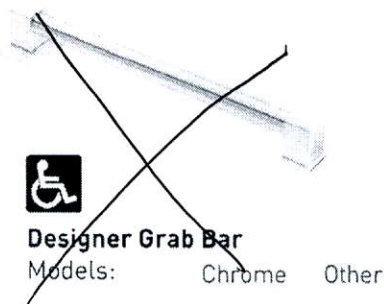
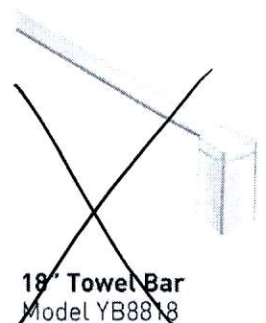



Initials: \_\_\_\_\_

Page 2 of 2

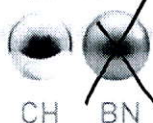
# 90°™

Traditional | Transitional | Modern

*Geometric forms, squared corners and straight lines create an urban focal point for today's contemporary baths.*



## FINISH OPTIONS:

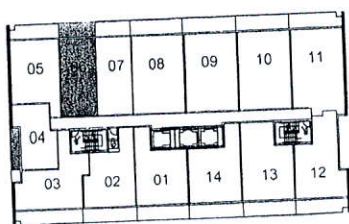


To order, combine the model number with one of these finish letter(s):  
Chrome (CH), LifeShine® Brushed Nickel (BN).

# SCHEDULE 'A'

## 330

RICHMOND



LEVEL 13-20

TOWER SUITE

**B 463**

**9' CEILING \***

463 sq. ft.

**1-BEDROOM**

*[Handwritten signature]*

Purchaser Initials Purchaser Initials

*SAT. DEC. 19. 15*

Date

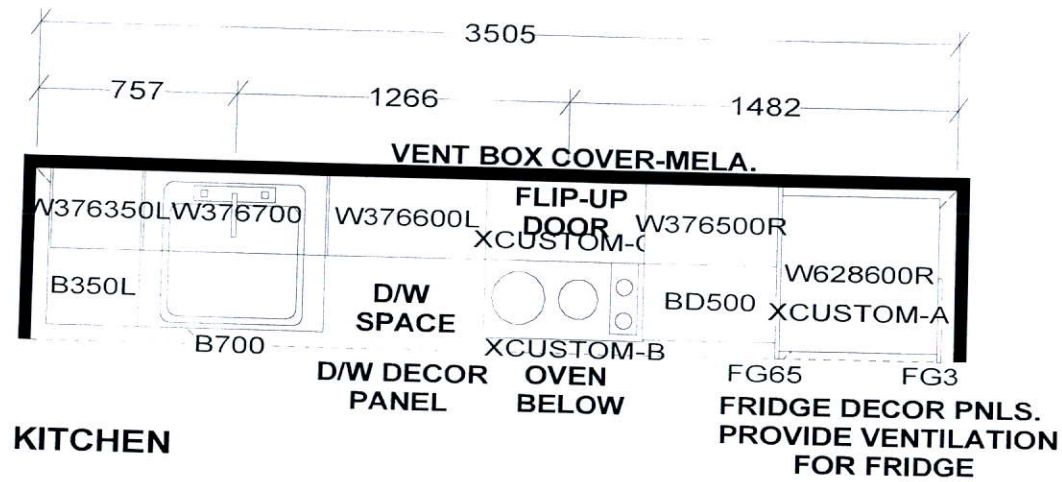
Unit No. 6 Level No. 15 Suite No. 1807

Dimensions, specification, tile floor pattern and architectural detailing (including window size and location) are approximate and subject to modifications without notice. Orientation of suite may vary from the stated floor area.

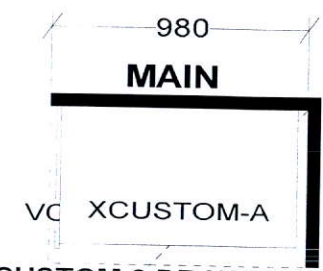
\*Ceiling height measured from top of floor slab to underside of slab above before finishes, and excluding bulkheads and required drop ceilings. E.&O.E.

*[Handwritten mark]*





KITCHEN



CUSTOM 2 DRAWER VANITY  
(Drawers modified to clear plumbing)  
FLOATING TOEKICK

KITCHEN BASES & VANITIES INSTALLED  
WITH ADJUSTABLE LEGS

- APPLIANCE PACKAGE:  
 24" INTEGRATED FRIDGE W/ DECOR PNLS  
 24" INTEGRATED DISHWASHER W/ DECOR PNL  
 24" BUILT-IN OVEN  
 24" COOKTOP  
 24" MICROWAVE HOOD FAN

*S e l b a I n d u s t r i e s*

WDTH \_\_\_\_\_ W HGHT \_\_\_\_\_ W CNT \_\_\_\_\_ FL HGHT \_\_\_\_\_ DWY H \_\_\_\_\_ ST CENT \_\_\_\_\_ 2X4 \_\_\_\_\_ VENT BOX COVER \_\_\_\_\_

TOWER SUITES:  
 760MM HIGH UPPER CABINETS  
 WHITE STEEL DRAWER BOXES  
 COUNTERTOPS BY OTHERS  
 VENT BOX COVERS  
 CUSTOM VANITIES

This drawing is the intellectual property of  
 SELBA INDUSTRIES INC. and is an  
 original design which must not be released  
 or copied unless applicable fee has been  
 paid or job order placed.



JOB NUMBER:  
 BUILDER: GREENPARK  
 SITE NAME: PETALUMA  
 MODEL: 1 BEDROOM-B 463, B 493, B 610  
 LOT #:  
 DESIGNER: KS  
 DATE: JAN 8 18