

CONSTRUCTION SUMMARY 330 Richmond - Petaluma Building Corp.				TEL:
PURCHASER: Jim WONG				
Unit 10, Level 15 (1811-1)	Floor Plan C683			

CABINETRY

1 - KITCHEN - 41" UPPER CABINETRY 19Feb19 Note:		
--	--	--

CERAMIC TILE

1 - BATHROOM - DELETE STANDARD WHITE ACCESSORIES - DO NOT INSTALL SOAP DISH, TOWEL RACK OR TISSUE HOLDER 19Feb19 Note:		
---	--	--

CONSTRUCTION

1 - MAIN BATH - 5 FOOT SHOWER WITH SLIDING CHROME FRAMED GLASS DOORS IN LIEU OF TUB 27Mar18 Note:		
--	--	--

COUNTER TOP

1 - BATHROOM - UPGRADED EDGE ON COUNTERTOP 19Feb19 Note:		
1 - KITCHEN - UPGRADED EDGE ON COUNTERTOP 19Feb19 Note:		
1 - KITCHEN - HIGH-END QUARTZ COUNTERTOP IN LIEU OF STANDARD AS PER OFFER 19Feb19 Note:		

PLUMBING

1 - MOEN 90 DEGREE BATHROOM ACCESSORIES - CHROME TOILET PAPER HOLDER #YB8808 TOWEL RING #YB8886 TOWEL BAR #YB8824 19Feb19 Note:		
---	--	--

PROMOTIONAL

1 - LESS BALANCE OF CREDIT FROM PURCHASERS EXTRA SHEET AS PER OFFER 19Feb19 Note:		
1 - PARTIAL REDEMPTION OF PROMOTIONAL PACKAGE \$2,800.00 BALANCE (\$2,200.00) FORWARD TO BE USED AT A LATER DATE. ORIGINAL PROMOTIONAL PACKAGE OF \$5,000.00 AS PER SCHEDULE PE. 27Mar18 Note:		

EXTRAS AS PER OFFER

The Vendor agrees that notwithstanding any other term or provision in this Agreement included in the Purchase Price and in addition to those items detailed in Schedule D to the Agreement of Purchase and Sale, the Purchaser is entitled to a credit of Fiv Worksheet Note:		
--	--	--

This Document is Extremely Time Sensitive - Printed 19 Feb 19 at 14:49

RECEIVED FEB 21 2019

Purchaser:

Jim WONG

Telephone Res. / Bus:

/

Decor Advisor:

Candace Forza

Lock Date:

2/19/2019 14:35:28

Const. No.:

Unit 10, Level 15

Municipal:

1811

Suite Type:

C683

Project/Phase:

Petaluma Building Corp./1

Layout Changes:

☐ Yes ☒ No

Sketch Attached:

☒ Yes ☐ No

Exterior Colour Scheme:

1. Kitchen and Vanities

	Style and Colour	Counter	Hardware
Kitchen / Breakfast	SEE BELOW	QUARTZ-SUPERWHITE-#360 EDGE	STD
Main Bath	DORAL H3081-HACIENDA BLACK	QUARTZ-AMIATA-#360 EDGE	STD
Master Ensuite Bathroom	N/A	N/A	N/A

Appliances:

Built In Appliances ☒ Yes ☐ No

41" Upper Cabinets ☒ Yes ☐ No

Slide In Stove ☐ Yes ☒ No

Comment

KITCHEN CABINETRY - BASE-DORAL H3081-HACIENDA BLACK *** UPPERS-SENOSAN LIGHT GREY

2. Flooring

		Grout-If App.	At a 45
Entrance Vestibule	STRIP-MIRAGE-LOCK-RED OAK-CASHMERE-GRAPHITE-4 5/16"		<input type="checkbox"/>
Main Hall	STRIP-MIRAGE-LOCK-RED OAK-CASHMERE-GRAPHITE-4 5/16"		<input type="checkbox"/>
Kitchen / Breakfast	STRIP-MIRAGE-LOCK-RED OAK-CASHMERE-GRAPHITE-4 5/16"		<input type="checkbox"/>
Laundry Room	TILE-WHITE-8X8	STANDARD	<input type="checkbox"/>
Main Bath	TILE-LIFE ICE-12X24	STANDARD	<input type="checkbox"/>
Master Ensuite Bathroom	N/A		<input type="checkbox"/>
	N/A		<input type="checkbox"/>
Living Room	STRIP-MIRAGE-LOCK-RED OAK-CASHMERE-GRAPHITE-4 5/16"		<input type="checkbox"/>
Dining Room	STRIP-MIRAGE-LOCK-RED OAK-CASHMERE-GRAPHITE-4 5/16"		<input type="checkbox"/>
Den / Library / Study	STRIP-MIRAGE-LOCK-RED OAK-CASHMERE-GRAPHITE-4 5/16"		<input type="checkbox"/>
Master Bedroom	STRIP-MIRAGE-LOCK-RED OAK-CASHMERE-GRAPHITE-4 5/16"		<input type="checkbox"/>
Bedroom #2	N/A		<input type="checkbox"/>
Bedroom #3	N/A		<input type="checkbox"/>
			<input type="checkbox"/>

Comment

3. Wall Tile

	Selection	Grout	Describe
Main Bath			
Tub Deck Wall	N/A		
Shower Stall	TILE-GLOSSY WHITE-3X6	STANDARD	
Bathtub Enclosure Walls	N/A		
Master Ensuite Bathroom			
Tub Deck Wall	N/A		
Shower Stall	N/A		
Bathtub Enclosure Walls	N/A		
Kitchen Backsplash	BACK PAINTED GLASS-BM-#HC-170	STANDARD	
Backsplash Behind Fridge	N/A		

Comment

** Refer to Construction Summary

4. Misc

Water Line for Fridge

N/A

Interior Door Handles

AS PER CONSTRUCTION SPECS

Ceramic Bathroom Accessories

NO - UPGRADED - MOEN 90 DEGREE

☐ Yes ☒ No

Comment

Purchaser:	Jim WONG
Telephone Res. / Bus:	/
Decor Advisor:	Candace Forza
Lock Date:	2/19/2019 14:35:28

Const. No.: Unit 10, Level 15
Municipal: 1811
Suite Type: C683
Project/Phase: Petaluma Building Corp./1

5. Plaster Mouldings and Medallions

Entrance Vestibule	N/A	
Main Hall	N/A	
Kitchen/Breakfast	N/A	
Laundry Room	N/A	
Main Bath	N/A	
Master Ensuite Bathroom	N/A	

Living Room	N/A		
Dining Room	N/A		
Den / Library /Study	N/A		
Master BedRoom	N/A		
BedRoom #2	N/A		
BedRoom #3	N/A		

Comment

** Refer to Construction Summary

6. Wall Paint

Entrance Vestibule	43-BIRCH WHITE
Main Hall	43-BIRCH WHITE
Kitchen / Breakfast	43-BIRCH WHITE
Laundry Room	43-BIRCH WHITE
Main Bath	43-BIRCH WHITE
Master Ensuite	N/A
	N/A

Living Room	43-BIRCH WHITE	
Dining Room	43-BIRCH WHITE	
Den/Library	43-BIRCH WHITE	
Master Bedroom	43-BIRCH WHITE	
Bedroom #2	N/A	
Bedroom #3	N/A	

Comment

7. General Comments

** Refer to Construction Summary

Disclaimers and Notes

- 1) Colours of all materials are as close as possible to builder's selection, but not necessarily identical due to variances in manufacturing.
- 2) Any extras listed above are null and void unless accompanied by a separate invoice/amendment. Said invoice must be paid in full.
- 3) The Purchaser agrees that this colour selection is final and that no changes will be permitted, unless required by the Vendor.
- 4) The Purchaser acknowledges reading and accepting document which contains other miscellaneous disclaimers.

Signature: _____

Date:

Signature:

Date:

Initial:

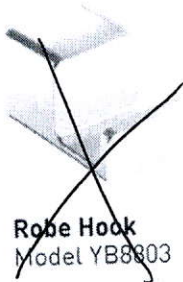
90°™

Traditional | Transitional | Modern

Geometric forms, squared corners and straight lines create an urban focal point for today's contemporary baths.



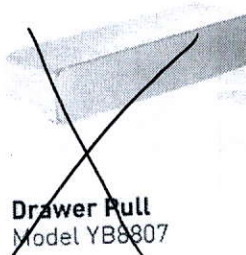
Toilet Tank Lever
Model YB8801



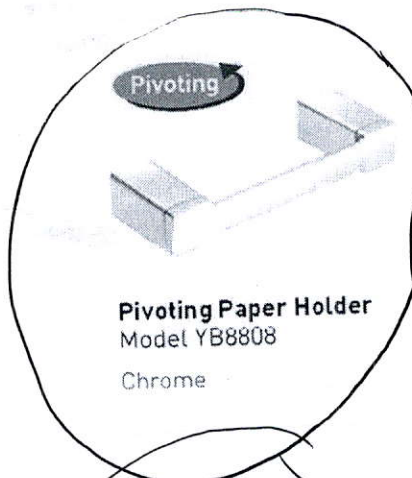
Robe Hook
Model YB8803



Cabinet Knob
Model YB8805



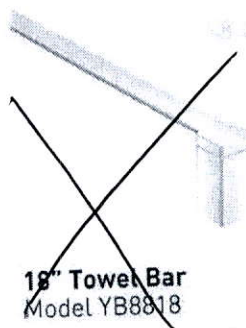
Drawer Pull
Model YB8807



Pivoting Paper Holder
Model YB8808
Chrome



Mini Towel Bar
Model YB8886
Chrome



18" Towel Bar
Model YB8818

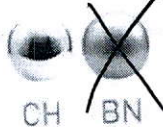


24" Towel Bar
Model YB8824
Chrome



Designer Grab Bar
Models: Chrome Other

FINISH OPTIONS:



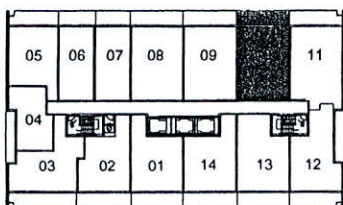
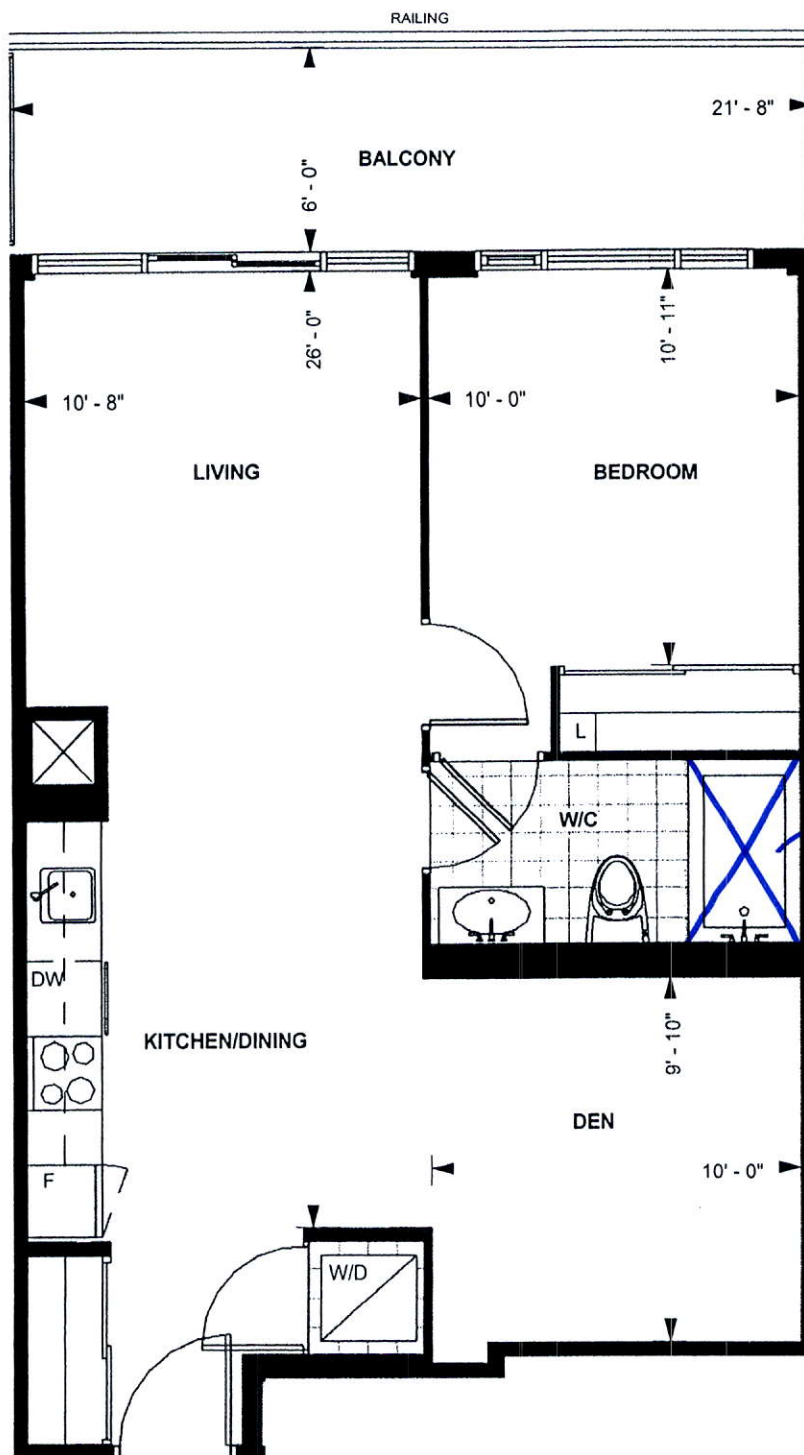
CH BN

To order, combine the model number with one of these finish letter(s):
Chrome (CH), LifeShine® Brushed Nickel (BN).

SCHEDULE 'A'

330

RICHMOND



LEVEL 13-20

TOWER SUITE

C 683

9' CEILING *

683 sq. ft.

1-BEDROOM PLUS DEN

Purchaser Initials Purchaser Initials

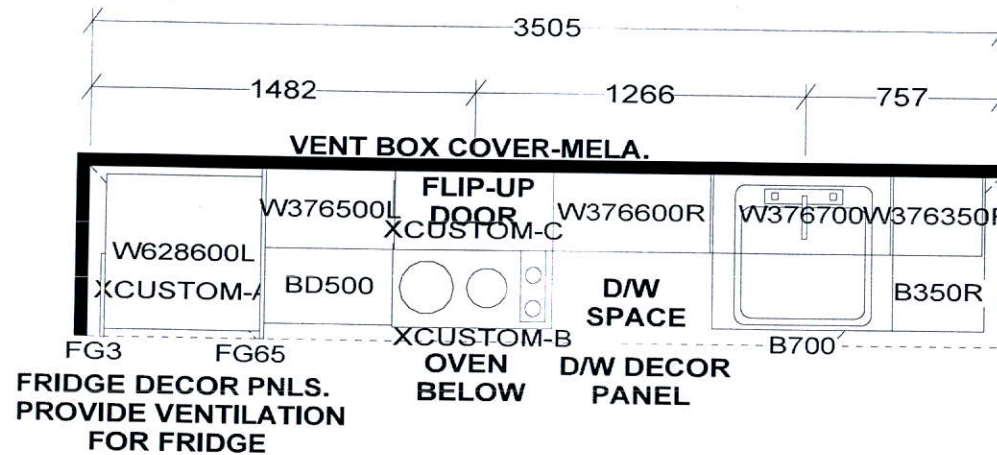
Date

Unit No. 10 Level No. 15 Suite No. 1811

Dimensions, specification, tile floor pattern and architectural detailing (including window size and location) are approximate and subject to modifications without notice. Orientation of suite may vary from the stated floor area.

*Ceiling height measured from top of floor slab to underside of slab above before finishes, and excluding bulkheads and required drop ceilings. E.&O.E.

* up. countertop Edge in Kitchen + Bath



KITCHEN

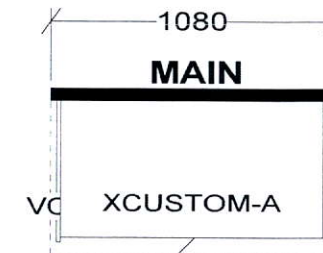
41" uppers

KITCHEN BASES & VANITIES INSTALLED
WITH ADJUSTABLE LEGS


APPLIANCE PACKAGE:

- 24" INTEGRATED FRIDGE W/ DECOR PNLS
- 24" INTEGRATED DISHWASHER W/ DECOR PNL
- 24" BUILT-IN OVEN
- 24" COOKTOP
- 24" MICROWAVE HOOD FAN

Selba Industries



CUSTOM 2 DRAWER VANITY
(Drawers modified to clear plumbing)
FLOATING TOEKICK

WDTH	W HGHT	W CNT	FL HGHT	DWY H	ST CENT	2X4	VENT BOX COVER
TOWER SUITES: 760MM HIGH UPPER CABINETS WHITE STEEL DRAWER BOXES COUNTERTOPS BY OTHERS VENT BOX COVERS CUSTOM VANITIES				This drawing is the intellectual property of SELBA INDUSTRIES INC. and is an original design which must not be released or copied unless applicable fee has been paid or job order placed.			
						JOB NUMBER: BUILDER: GREENPARK SITE NAME: PETALUMA MODEL: 1 BEDROOM + DEN - C 683, C 702 LOT #: DESIGNER: KS DATE: JAN 8 18	