



CONSTRUCTION SUMMARY
330 Richmond - Petaluma Building Corp.



PURCHASER: Rana MOUFTI TEL: RES.: 226-201-3939 BUS.: 519-620-5393

Unit 9, Level 8 (910-1)	Floor Plan B635		
-------------------------	--------------------	--	--

CABINETRY

I - KITCHEN - 41" UPPER CABINETS 21Sep18 Note:	
---	--

CERAMIC TILE

I - DELETE ALL CERAMIC BATHROOM ACCESSORIES 21Sep18 Note:	
--	--

This Document is Extremely Time Sensitive - Printed 21 Sep 18 at 11:18

RECEIVED SEP 21 2018

Purchaser: Rana MOUFTI
Telephone Res. / Bus: (226) 201-3939 / (519) 620-5393
Decor Advisor: Natalie Mancuso
Lock Date: 9/21/2018 11:12:13

Const. No.: Unit 9, Level 8
Municipal: 910
Suite Type: B635
Project/Phase: Petaluma Building Corp./1

Layout Changes: ☐ Yes ☒ No Sketch Attached: ☒ Yes ☐ No Exterior Colour Scheme:

1. Kitchen and Vanities

	Style and Colour	Counter	Hardware
Kitchen / Breakfast	SEE BELOW	QUARTZ TORRONE- STRAIGHT POL EDGE	STD
Main Bath	DORAL H3078 HACIENDA WHITE	QUARTZ TORRONE- STRAIGHT POL EDGE	STD
Master Ensuite Bathroom			

Appliances: Built In Appliances ☒ Yes ☐ No 41" Upper Cabinets ☒ Yes ☐ No Slide In Stove ☐ Yes ☒ No

Comment
KITCHEN UPPER CABINETS- SENOSAN WHITE
KITCHEN BASE CABINETS- DORAL H3078 HACIENDA WHITE

2. Flooring

		Grout-If App.	At a 45
Entrance Vestibule	HARDWOOD- MIRAGE 4 5/16 LOCK RED OAK- NORDIC- CASHMERE		
Main Hall	HARDWOOD- MIRAGE 4 5/16 LOCK RED OAK- NORDIC- CASHMERE		
Kitchen / Breakfast	HARDWOOD- MIRAGE 4 5/16 LOCK RED OAK- NORDIC- CASHMERE		
Laundry Room	TILE- LIFE SILVER 12X24	STD	
Main Bath	TILE- LIFE SILVER 12X24	STD	
Master Ensuite Bathroom			
Living Room	HARDWOOD- MIRAGE 4 5/16 LOCK RED OAK- NORDIC- CASHMERE		
Dining Room	HARDWOOD- MIRAGE 4 5/16 LOCK RED OAK- NORDIC- CASHMERE		
Den / Library / Study			
Master Bedroom	HARDWOOD- MIRAGE 4 5/16 LOCK RED OAK- NORDIC- CASHMERE		
Bedroom #2			
Bedroom #3			

Comment

3. Wall Tile

	Selection	Grout	Describe
Main Bath			
Tub Deck Wall			
Shower Stall			
Bathtub Enclosure Walls	TILE- GLOSSY WHITE 3X6	STD	
Master Ensuite Bathroom			
Tub Deck Wall			
Shower Stall			
Bathtub Enclosure Walls			
Kitchen Backsplash	PAINTED GLASS BM #OC-16		
Backsplash Behind Fridge			

Comment
** Refer to Construction Summary

4. Misc

Water Line for Fridge NO
Interior Door Handles STANDARD
Ceramic Bathroom Accessories ☐ Yes ☒ No

Comment

Initial: 

Purchaser: Rana MOUFTI
Telephone Res. / Bus: (226) 201-3939 / (519) 620-5393
Decor Advisor: Natalie Mancuso
Lock Date: 9/21/2018 11:12:13

Const. No.: Unit 9, Level 8
Municipal: 910
Suite Type: B635
Project/Phase: Petaluma Building Corp./1

5. Plaster Mouldings and Medallions

Entrance Vestibule			Living Room		
Main Hall			Dining Room		
Kitchen/Breakfast			Den / Library /Study		
Laundry Room			Master BedRoom		
Main Bath			BedRoom #2		
Master Ensuite Bathroom			BedRoom #3		

Comment

** Refer to Construction Summary

6. Wall Paint

Entrance Vestibule	BIRCH WHITE	Living Room	BIRCH WHITE
Main Hall	BIRCH WHITE	Dining Room	BIRCH WHITE
Kitchen / Breakfast	BIRCH WHITE	Den/Library	
Laundry Room	BIRCH WHITE	Master Bedroom	BIRCH WHITE
Main Bath	BIRCH WHITE	Bedroom #2	
Master Ensuite		Bedroom #3	

Comment

7. General Comments

** Refer to Construction Summary

Disclaimers and Notes

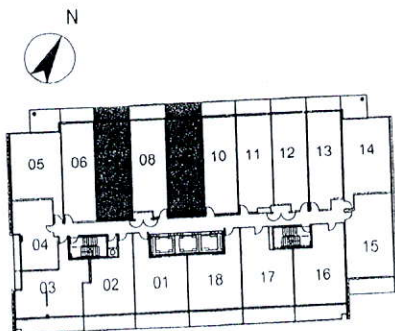
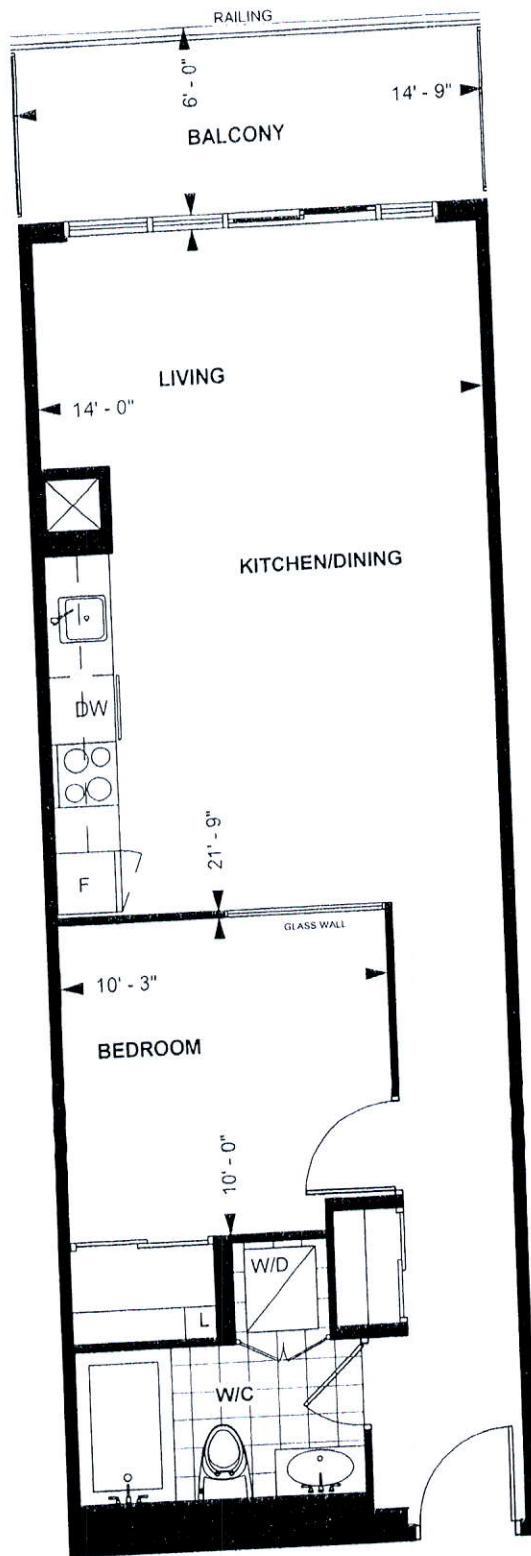
- 1) Colours of all materials are as close as possible to builder's selection, but not necessarily identical due to variances in manufacturing.
- 2) Any extras listed above are null and void unless accompanied by a separate invoice/amendment. Said invoice must be paid in full.
- 3) The Purchaser agrees that this colour selection is final and that no changes will be permitted, unless required by the Vendor.
- 4) The Purchaser acknowledges reading and accepting document which contains other miscellaneous disclaimers.

Signature: RL Muf Date: Sept 21/2018 Signature: _____ Date: _____

Initial: RL

SCHEDULE 'A'

330
RICHMOND



LEVEL 5 - 9

TOWER SUITE

B 635

9' CEILING *

635 sq. ft.

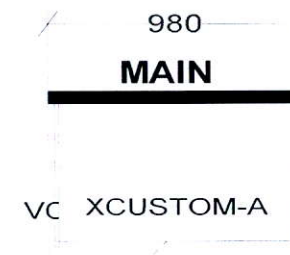
1-BEDROOM

Purchaser Initials _____ Purchaser Initials _____

Date

Unit No. 9 Level No. 8 Suite No. 910

Dimensions, specification, tile floor pattern and architectural detailing (including window size and location) are approximate and subject to modifications without notice. Orientation of suite may vary from the stated floor area.
*Ceiling height measured from top of floor slab to underside of slab above before finishes, and excluding bulkheads and required drop ceilings. E.&O.E.



41" uppers

CUSTOM 2 DRAWER VANITY
(Drawers modified to clear plumbing)
FLOATING TOEKICK

APPLIANCE PACKAGE:
24" INTEGRATED FRIDGE W/ DECOR PNLS
24" INTEGRATED DISHWASHER W/ DECOR PNL
24" BUILT-IN OVEN
24" COOKTOP
24" MICROWAVE HOOD FAN *See below*

S e l b a I n d u s t r i e s

WDTH	W HGHT	W CNT	FL HGHT	DWY H	ST CENT	2X4	VENT BOX	COVER
------	--------	-------	---------	-------	---------	-----	----------	-------

**TOWER SUITES:
760MM HIGH UPPER CABINETS
WHITE STEEL DRAWER BOXES
COUNTERTOPS BY OTHERS
VENT BOX COVERS
CUSTOM VANITIES**

*This drawing is the intellectual property of
SELBA INDUSTRIES INC. and is an
original design which must not be released
or copied unless applicable fee has been
paid or job order placed.*



JOB NUMBER:
BUILDER: GREENPARK
SITE NAME: PETALUMA
MODEL: 1 BEDROOM-B 592, B 609, B 635
LOT #:
DESIGNER: KS
DATE: JAN 8 18