



CONSTRUCTION SUMMARY
330 Richmond - Petaluma Building Corp.

PURCHASER: Stefano Giuseppe TRIPODI TEL: RES.: 416-961-0301 BUS.: 416-972-1052

Unit 6, Level 6 (707-1)	Floor Plan B592		
-------------------------	--------------------	--	--

CABINETRY ACCESSORIES

1 - KITCHEN - 41" UPPER CABINETRY 24Sep18 Note:	
1 - KITCHEN - ADD APPROX 5' ISLAND WITH OVERHANG 24Sep18 Note:	

CERAMIC TILE

1 - BATHROOM - DELETE STANDARD CERMIC ACCESSORIES - DO NOT INSTALL SOAPDISH, TOWEL RACK OR TISSUE HOLDER 24Sep18 Note:	
---	--

CONSTRUCTION

1 - BEDROOM - SMOOTH CEILING 24Sep18 Note:	
---	--

ELECTRICAL

1 - LIVING ROOM - ADD LIGHT - IF CONSTRUCTION PERMITS 24Sep18 Note:	
--	--

PLUMBING

1 - BATHROOM - MOEN 90 DEGREE BATH CHROME ACCESSORIES - TOILET PAPER HOLDER #YB8808, TOWEL RING # YB8886 & 24" TOWEL BAR #YB8824 24Sep18 Note:	
---	--

This Document is Extremely Time Sensitive - Printed 24 Sep 18 at 15:42

RECEIVED SEP 25 2018

Purchaser:

Stefano Giuseppe TRIPODI

Telephone Res. / Bus:

(416) 961-0301 / (416) 972-1052

Decor Advisor:

Candace Forza

Lock Date:

9/24/2018 15:41:59

Const. No.:

Unit 6, Level 6

Municipal:

707

Suite Type:

B592

Project/Phase:

Petaluma Building Corp./1

Layout Changes:

☐ Yes ☒ No

Sketch Attached:

☒ Yes ☐ No

Exterior Colour Scheme:

1. Kitchen and Vanities

	Style and Colour	Counter	Hardware
Kitchen / Breakfast	SEE BELOW	QUARTZ-AMIATA-STRAIGHT POLISHED EDGE	STD
Main Bath	DORAL H3081-HACIENDA BLACK	QUARTZ-AMIATA-STRAIGHT POLISHED EDGE	STD
Master Ensuite Bathroom	N/A	N/A	N/A

Appliances:

Built In Appliances ☒ Yes ☐ No

41" Upper Cabinets ☒ Yes ☐ No

Slide In Stove ☐ Yes ☒ No

Comment

KITCHEN CABINETRY - BASE - DORAL H3081-HACIENDA BLACK *** UPPERS - SENOSAN LIGHT GREY

2. Flooring

		Grout-If App.	At a 45
Entrance Vestibule	STRIP-MIRAGE-LOCK-RED OAK-CASHMERE-GRAPHITE-4 5/16"		<input type="checkbox"/>
Main Hall	STRIP-MIRAGE-LOCK-RED OAK-CASHMERE-GRAPHITE-4 5/16"		<input type="checkbox"/>
Kitchen / Breakfast	STRIP-MIRAGE-LOCK-RED OAK-CASHMERE-GRAPHITE-4 5/16"		<input type="checkbox"/>
Laundry Room	TILE-LIFE ICE-12X24	STANDARD	<input type="checkbox"/>
Main Bath	TILE-LIFE ICE-12X24	STANDARD	<input type="checkbox"/>
Master Ensuite Bathroom	N/A		<input type="checkbox"/>
	N/A		<input type="checkbox"/>
Living Room	STRIP-MIRAGE-LOCK-RED OAK-CASHMERE-GRAPHITE-4 5/16"		<input type="checkbox"/>
Dining Room	STRIP-MIRAGE-LOCK-RED OAK-CASHMERE-GRAPHITE-4 5/16"		<input type="checkbox"/>
Den / Library / Study	N/A		<input type="checkbox"/>
Master Bedroom	STRIP-MIRAGE-LOCK-RED OAK-CASHMERE-GRAPHITE-4 5/16"		<input type="checkbox"/>
Bedroom #2	N/A		<input type="checkbox"/>
Bedroom #3	N/A		<input type="checkbox"/>

Comment

3. Wall Tile

	Selection	Grout	Describe
Main Bath			
Tub Deck Wall	N/A		
Shower Stall	N/A		
Bathtub Enclosure Walls	TILE-GLOSSY WHITE-3X6	STANDARD	
Master Ensuite Bathroom			
Tub Deck Wall	N/A		
Shower Stall	N/A		
Bathtub Enclosure Walls	N/A		
Kitchen Backsplash	BACK PAINTED GLASS-BM-HC-#170	STANDARD	
Backsplash Behind Fridge	N/A		

Comment

** Refer to Construction Summary

4. Misc

Water Line for Fridge

N/A

Interior Door Handles

AS PER CONSTRUCTION SPECS

Ceramic Bathroom Accessories

NO - upgraded to 90° (Moen)

☐ Yes ☒ No

Comment

Purchaser:Stefano Giuseppe TRIPODI

Telephone Res. / Bus: (416) 961-0301 / (416) 972-1052

Decor Advisor: Candace Forza

Lock Date: 9/24/2018 15:41:59

Const. No.: Unit 6, Level 6

Municipal: 707

Suite Type: B592

Project/Phase: Petaluma Building Corp./1

5. Plaster Mouldings and Medallions

Entrance Vestibule	N/A		Living Room	N/A	
Main Hall	N/A		Dining Room	N/A	
Kitchen/Breakfast	N/A		Den / Library /Study	N/A	
Laundry Room	N/A		Master BedRoom	N/A	
Main Bath	N/A		BedRoom #2	N/A	
Master Ensuite Bathroom	N/A		BedRoom #3	N/A	
	N/A				

Comment

** Refer to Construction Summary

6. Wall Paint

Entrance Vestibule	43-BIRCH WHITE	Living Room	43-BIRCH WHITE
Main Hall	43-BIRCH WHITE	Dining Room	43-BIRCH WHITE
Kitchen / Breakfast	43-BIRCH WHITE	Den/Library	N/A
Laundry Room	43-BIRCH WHITE	Master Bedroom	43-BIRCH WHITE
Main Bath	43-BIRCH WHITE	Bedroom #2	N/A
Master Ensuite	N/A	Bedroom #3	N/A
	N/A		

Comment

7. General Comments

** Refer to Construction Summary


Disclaimers and Notes

- 1) Colours of all materials are as close as possible to builder's selection, but not necessarily identical due to variances in manufacturing.

2) Any extras listed above are null and void unless accompanied by a separate invoice/amendment. Said invoice must be paid in full.

3) The Purchaser agrees that this colour selection is final and that no changes will be permitted, unless required by the Vendor.

4) The Purchaser acknowledges reading and accepting document which contains other miscellaneous disclaimers.


Signature:  Date: Sept 24/18

Signature: _____ Date: _____

90°™


Traditional | Transitional | Modern

Geometric forms, squared corners and straight lines create an urban focal point for today's contemporary baths.




Toilet Tank Lever
Model YB8801

Chrome -
Other -



Robe Hook
Model YB8803



Cabinet Knob
Model YB8805



Drawer Pull
Model YB8807

Chrome -
Other -

Pivoting



Pivoting Paper Holder
Model YB8808

Chrome -




Mini Towel Bar
Model YB8886

Chrome




18" Towel Bar
Model YB8818

Chrome -
Other -



24" Towel Bar
Model YB8824

Chrome



Designer Grab Bar

Models: Chrome Other


12" - YG8812

18" - YG8818

24" - YG8824

36" - YG8836

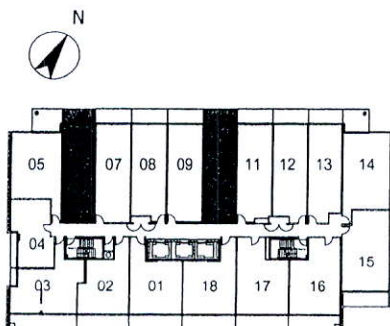
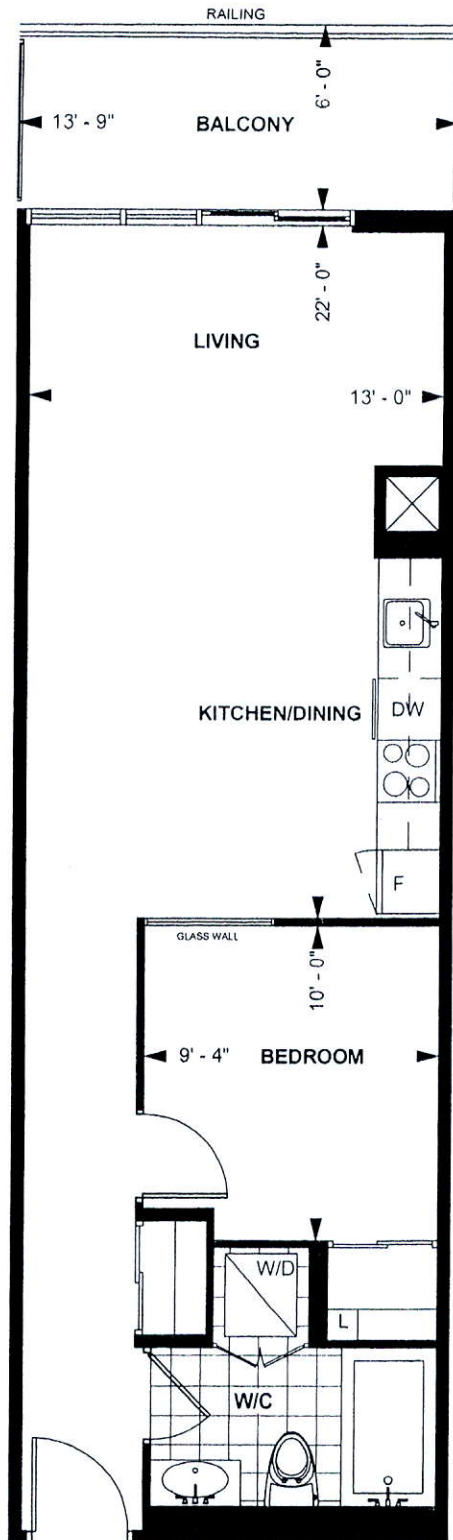
FINISH OPTIONS:



To order, combine the model number with one of these finish letter(s):
Chrome (CH), LifeShine® Brushed Nickel (BN).

SCHEDULE 'A'

330
RICHMOND



LEVEL 5 - 9

TOWER SUITE
B 592

9' CEILING *

592 sq. ft.
1-BEDROOM

Purchaser Initials Purchaser Initials

Date

Unit No. 6 Level No. 6 Suite No. 707

Dimensions, specification, tile floor pattern and architectural detailing (including window size and location) are approximate and subject to modifications without notice. Orientation of suite may vary from the stated floor area.

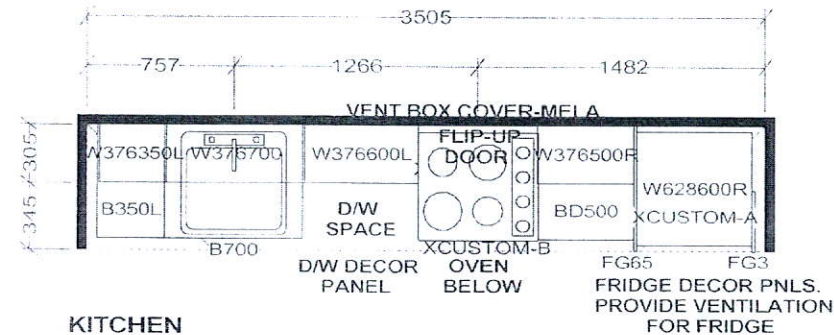
*Ceiling height measured from top of floor slab to underside of slab above before finishes, and excluding bulkheads and required drop ceilings. E.&O.E.

FILE NAME:
GLOSS CONDO 707

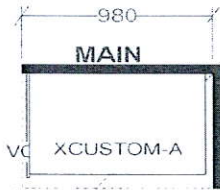
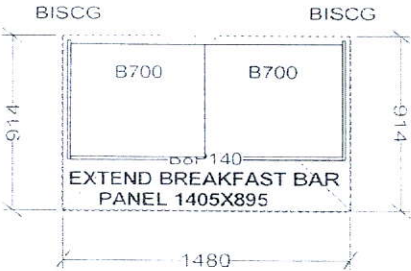
330 RICHMOND UNIT 707
PROTOTYPE FOR EXTRA

SEP 27 18 FB

THIS LAYOUT CONTAINS EXTRAS
THAT ARE NOT PART OF CONTRACT



KITCHEN BASES & VANITIES INSTALLED
WITH ADJUSTABLE LEGS



CUSTOM 2 DRAWER VANITY
(Drawers modified to clear plumbing)
FLOATING TOEKICK

APPLIANCE PACKAGE:
24" INTEGRATED FRIDGE W/ DECOR PNLS
24" INTEGRATED DISHWASHER W/ DECOR PNL
24" BUILT-IN OVEN
24" COOKTOP
24" MICROWAVE HOOD FAN

Selba Industries

W	WDTH	W	HGHT	W	CNT	FL	HGHT	DWY	H	ST	CENT	2X4	VENT BOX COVER
TOWER SUITES: 760MM HIGH UPPER CABINETS WHITE STEEL DRAWER BOXES COUNTERTOPS BY OTHERS VENT BOX COVERS CUSTOM VANITIES													JOB NUMBER: BUILDER: GREENPARK SITE NAME: PETALUMA MODEL: 1 BEDROOM-B 592, B 609, B 635 LOT #: 707 DESIGNER: KS DATE: JAN 8 18