


CONSTRUCTION SUMMARY
330 Richmond - Petaluma Building Corp.

		PURCHASER: Nirojan NIRANJAN		TEL: RES.: 647-627-9754	
Unit 7, Level 5 (608-1)		Floor Plan B635			

CONSTRUCTION

1 - SMOOTH CEILING IN BEDROOM 12Sep18 Note:					
------------------------------------------------	--	--	--	--	--

COUNTER TOP

1 - COUNTERTOP- UPGRADE EDGE IN KITCHEN 12Sep18 Note:					
----------------------------------------------------------	--	--	--	--	--

This Document is Extremely Time Sensitive - Printed 12 Sep 18 at 11:13

RECEIVED OCT 05 2018

Purchaser: Nirojan NIRANJAN
Telephone Res. / Bus: (647) 627-9754 /
Decor Advisor: Natalie Mancuso
Lock Date: 9/12/2018 11:13:18

Const. No.: Unit 7, Level 5
Municipal: 608
Suite Type: B635
Project/Phase: Petaluma Building Corp./1

Layout Changes: ☐ Yes ☒ No Sketch Attached: ☒ Yes ☐ No Exterior Colour Scheme:

1. Kitchen and Vanities

	Style and Colour	Counter	Hardware
Kitchen / Breakfast	SEE BELOW	QUARTZ- TORRONE- #360 PENCIL EDGE	STD
Main Bath	DORAL H3078 HACIENDA WHITE	QUARTZ- TORRONE- STRAIGHT POL EDGE	STD
Master Ensuite Bathroom			

Appliances: Built In Appliances ☒ Yes ☐ No 41" Upper Cabinets Yes ☒ No Slide In Stove ☐ Yes ☒ No

Comment
KITCHEN UPPER CABINETS -SENSOSAN WHITE
KITCHEN BASE CABINETS- DORAL H3078 HACIENDA WHITE

2. Flooring

		Grout-If App.	At a 45
Entrance Vestibule	HARDWOOD- MIRAGE 4 5/16 LOCK RED OAK- NORDIC- CASHMERE		
Main Hall	HARDWOOD- MIRAGE 4 5/16 LOCK RED OAK- NORDIC- CASHMERE		
Kitchen / Breakfast	HARDWOOD- MIRAGE 4 5/16 LOCK RED OAK- NORDIC- CASHMERE		
Laundry Room	TILE- MATTE WHITE 8X8 TILE- LIFE SILVER 12x24	STANDARD	
Main Bath	TILE- LIFE SILVER 12X24	STANDARD	
Master Ensuite Bathroom			
Living Room	HARDWOOD- MIRAGE 4 5/16 LOCK RED OAK- NORDIC- CASHMERE		
Dining Room	HARDWOOD- MIRAGE 4 5/16 LOCK RED OAK- NORDIC- CASHMERE		
Den / Library / Study			
Master Bedroom	HARDWOOD- MIRAGE 4 5/16 LOCK RED OAK- NORDIC- CASHMERE		
Bedroom #2			
Bedroom #3			

Comment

3. Wall Tile

	Selection	Grout	Describe
Main Bath			
Tub Deck Wall			
Shower Stall			
Bathtub Enclosure Walls	TILE- GLOSSY WHITE 3X6	STANDARD	
Master Ensuite Bathroom			
Tub Deck Wall			
Shower Stall			
Bathtub Enclosure Walls			
Kitchen Backsplash	PAINTED GLASS BM #OC-16		
Backsplash Behind Fridge			

Comment
** Refer to Construction Summary

4. Misc

Water Line for Fridge NO
Interior Door Handles STANDARD
Ceramic Bathroom Accessories

☐ Yes ☒ No

Comment

Purchaser:

Telephone Res. / Bus:

Decor Advisor:

Lock Date:

Nirojan NIRANJAN

(647) 627-9754 /

Natalie Mancuso

9/12/2018 11:13:18

Const. No.:

Municipal:

Suite Type:

Project/Phase:

Unit 7, Level 5

608

B635

Petaluma Building Corp./1

5. Plaster Mouldings and Medallions

Entrance Vestibule		Living Room	
Main Hall		Dining Room	
Kitchen/Breakfast		Den / Library /Study	
Laundry Room		Master BedRoom	
Main Bath		BedRoom #2	
Master Ensuite Bathroom		BedRoom #3	

Comment

** Refer to Construction Summary

6. Wall Paint

Entrance Vestibule	BIRCH WHITE	Living Room	BIRCH WHITE
Main Hall	BIRCH WHITE	Dining Room	BIRCH WHITE
Kitchen / Breakfast	BIRCH WHITE	Den/Library	
Laundry Room	BIRCH WHITE	Master Bedroom	BIRCH WHITE
Main Bath	BIRCH WHITE	Bedroom #2	
Master Ensuite		Bedroom #3	

Comment

7. General Comments

** Refer to Construction Summary

Disclaimers and Notes

- 1)

Colours of all materials are as close as possible to builder's selection, but not necessarily identical due to variances in manufacturing.
- 2)

Any extras listed above are null and void unless accompanied by a separate invoice/amendment. Said invoice must be paid in full.
- 3)

The Purchaser agrees that this colour selection is final and that no changes will be permitted, unless required by the Vendor.
- 4)

The Purchaser acknowledges reading and accepting document which contains other miscellaneous disclaimers.

Signature:



Date:

09/12/18

Signature:

Date:

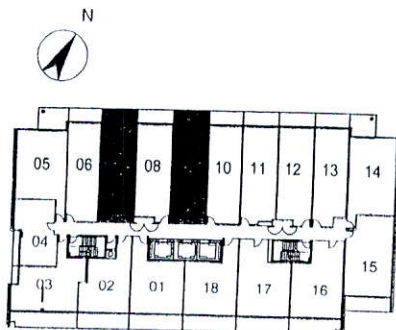
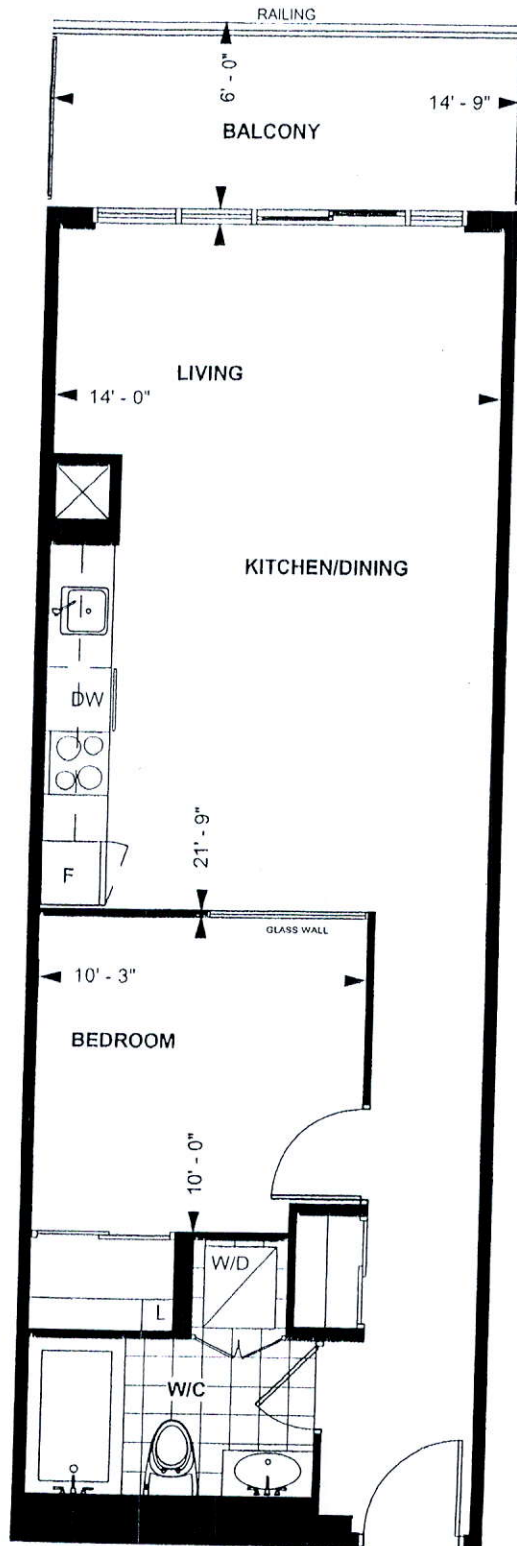
Initial:



SCHEDULE 'A'

330

RICHMOND



LEVEL 5 - 9

TOWER SUITE

B 635

9' CEILING *

635 sq. ft.

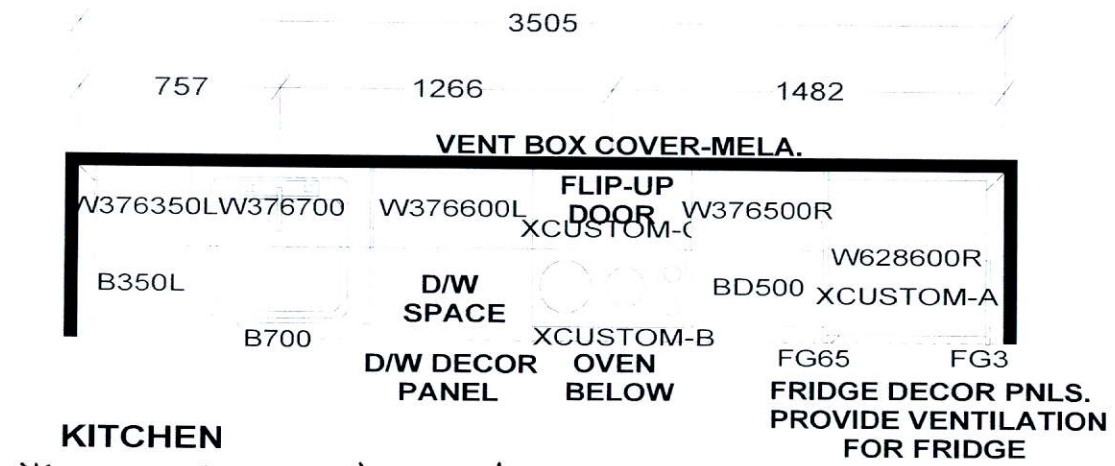
1-BEDROOM

Purchaser Initials N.N Purchaser Initials April 23 2016
Date

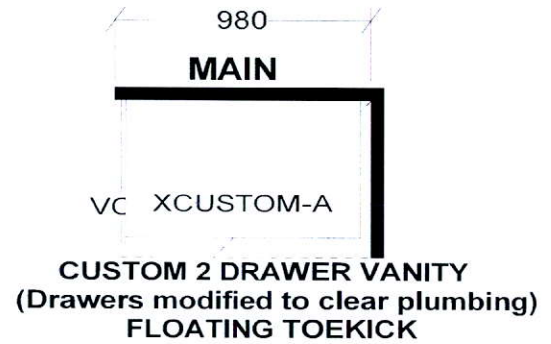
Unit No. 7 Level No. 5 Suite No. 608

Dimensions, specification, tile floor pattern and architectural detailing (including window size and location) are approximate and subject to modifications without notice. Orientation of suite may vary from the stated floor area.

*Ceiling height measured from top of floor slab to underside of slab above before finishes, and excluding bulkheads and required drop ceilings. E.&O.E.



KITCHEN
*upgrade counter Edge



KITCHEN BASES & VANITIES INSTALLED
WITH ADJUSTABLE LEGS

- APPLIANCE PACKAGE:
24" INTEGRATED FRIDGE W/ DECOR PNLS
24" INTEGRATED DISHWASHER W/ DECOR PNL
24" BUILT-IN OVEN
24" COOKTOP
24" MICROWAVE HOOD FAN

Selba Industries

WIDTH _____ W HGHT _____ W CNT _____ FL HGHT _____ DWY H _____ ST CENT _____ 2X4 _____ VENT BOX COVER _____

- TOWER SUITES:
760MM HIGH UPPER CABINETS
WHITE STEEL DRAWER BOXES
COUNTERTOPS BY OTHERS
VENT BOX COVERS
CUSTOM VANITIES

This drawing is the intellectual property of
SELBA INDUSTRIES INC. and is an
original design which must not be released
or copied unless applicable fee has been
paid or job order placed.



JOB NUMBER:
BUILDER: GREENPARK
SITE NAME: PETALUMA
MODEL: 1 BEDROOM-B 592, B 609, B 635
LOT #:
DESIGNER: KS
DATE: JAN 8 18