



CONSTRUCTION SUMMARY

330 Richmond - Petaluma Building Corp.

PURCHASER: Xiaoyan WANG

TEL: RES.: 416-666-8356

Unit 7, Level 3 (308-1)

Floor Plan
B635

This Document is Extremely Time Sensitive - Printed 4 Sep 18 at 10:05

RECEIVED OCT 0 5 2018

Purchaser: Xiaoyan WANG
Telephone Res. / Bus: (416) 666-8356 /
Decor Advisor: Natalie Mancuso
Lock Date: 9/4/2018 10:05:30

Const. No.: Unit 7, Level 3
Municipal: 308
Suite Type: B635
Project/Phase: Petaluma Building Corp./1

Layout Changes: ☐ Yes ☒ No Sketch Attached: ☒ Yes ☐ No Exterior Colour Scheme:

1. Kitchen and Vanities

	Style and Colour	Counter	Hardware
Kitchen / Breakfast	SEE BELOW	QUARTZ- AMIATA- STRAIGHT POL. EDGE	STD
Main Bath	DORAL H3076 H3081 HACIENDA BLACK	QUARTZ- AMIATA- STRAIGHT POL. EDGE	STD
Master Ensuite Bathroom			

Appliances: Built In Appliances ☐ Yes ☒ No 41" Upper Cabinets ☐ Yes ☒ No Slide In Stove ☐ Yes ☒ No

Comment
KITCHEN UPPERS - SENOSAN LIGHT GREY
KITCHEN BASES - DORAL ~~H3076~~ H3081 HACIENDA BLACK

2. Flooring

		Grout-If App.	At a 45
Entrance Vestibule	HARDWOOD- MIRAGE 4 5/16 LOCK RED OAK - GRAPHITE- CASHMERE		
Main Hall	HARDWOOD- MIRAGE 4 5/16 LOCK RED OAK - GRAPHITE- CASHMERE		
Kitchen / Breakfast	HARDWOOD- MIRAGE 4 5/16 LOCK RED OAK - GRAPHITE- CASHMERE		
Laundry Room	TILE- WHITE MATTE 8X8 TILE- LIFE ICE 12x24		
Main Bath	TILE- LIFE ICE 12X24		
Master Ensuite Bathroom			
Living Room	HARDWOOD- MIRAGE 4 5/16 LOCK RED OAK - GRAPHITE- CASHMERE		
Dining Room			
Den / Library / Study			
Master Bedroom	HARDWOOD- MIRAGE 4 5/16 LOCK RED OAK - GRAPHITE- CASHMERE		
Bedroom #2			
Bedroom #3			

Comment

3. Wall Tile

	Selection	Grout	Describe
Main Bath			
Tub Deck Wall			
Shower Stall			
Bathtub Enclosure Walls	TILE- GLOSSY WHITE 3X6	STANDARD	
Master Ensuite Bathroom			
Tub Deck Wall			
Shower Stall			
Bathtub Enclosure Walls			
Kitchen Backsplash	PAINTED GLASS- BM #HC-170		
Backsplash Behind Fridge			

Comment
** Refer to Construction Summary

4. Misc

Water Line for Fridge	NO	
Interior Door Handles	STANDARD	
Fireplace		<input type="radio"/> Yes <input checked="" type="radio"/> No
Comment		

Purchaser: Xiaoyan WANG
Telephone Res. / Bus: (416) 666-8356 /
Decor Advisor: Natalie Mancuso
Lock Date: 9/4/2018 10:05:30

Const. No.: Unit 7, Level 3
Municipal: 308
Suite Type: B635
Project/Phase: Petaluma Building Corp./1

5. Plaster Mouldings and Medallions

Entrance Vestibule		Living Room	
Main Hall		Dining Room	
Kitchen/Breakfast		Den / Library /Study	
Laundry Room		Master BedRoom	
Main Bath		BedRoom #2	
Master Ensuite Bathroom		BedRoom #3	

Comment
** Refer to Construction Summary

6. Wall Paint

Entrance Vestibule	BIRCH WHITE	Living Room	BIRCH WHITE
Main Hall	BIRCH WHITE	Dining Room	
Kitchen / Breakfast	BIRCH WHITE	Den/Library	
Laundry Room	BIRCH WHITE	Master Bedroom	BIRCH WHITE
Main Bath	BIRCH WHITE	Bedroom #2	
Master Ensuite		Bedroom #3	


Comment


7. General Comments

** Refer to Construction Summary

Disclaimers and Notes

- 1) Colours of all materials are as close as possible to builder's selection, but not necessarily identical due to variances in manufacturing.
- 2) Any extras listed above are null and void unless accompanied by a separate invoice/amendment. Said invoice must be paid in full.
- 3) The Purchaser agrees that this colour selection is final and that no changes will be permitted, unless required by the Vendor.
- 4) The Purchaser acknowledges reading and accepting document which contains other miscellaneous disclaimers.

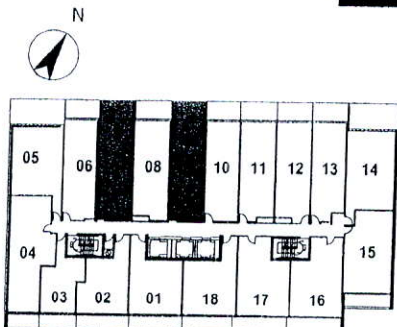
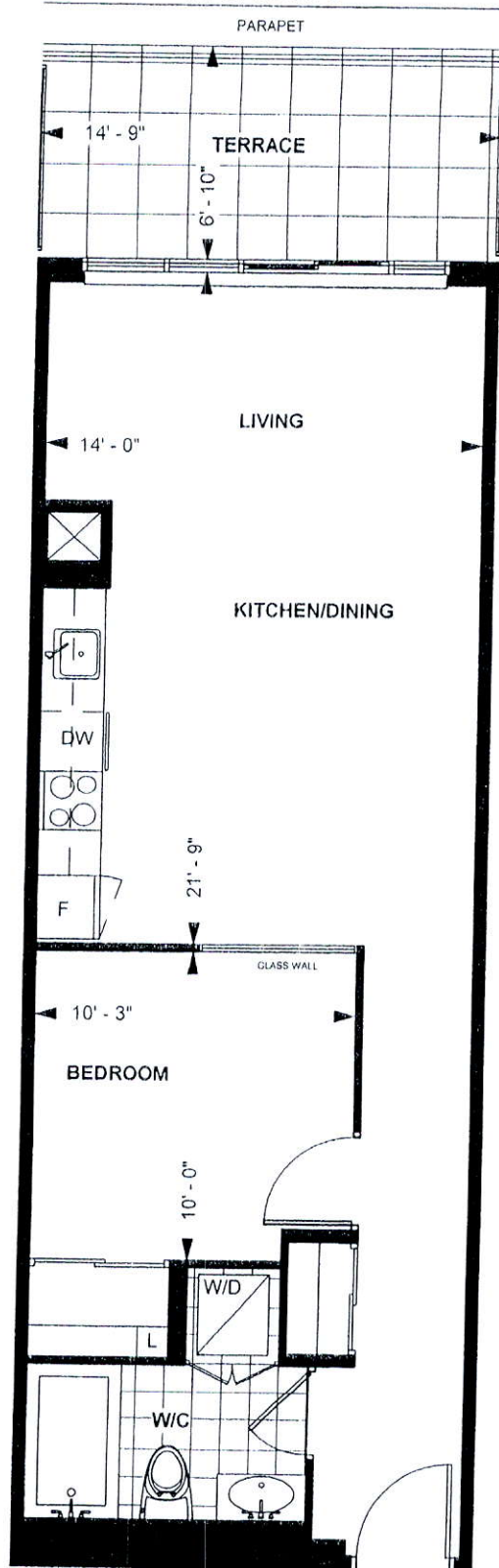
Signature:  Date: _____ Signature: _____ Date: _____

Initial: 

SCHEDULE 'A'

330

RICHMOND



LEVEL 3

TOWER SUITE

B 635

9' CEILING *

635 sq. ft.

1-BEDROOM

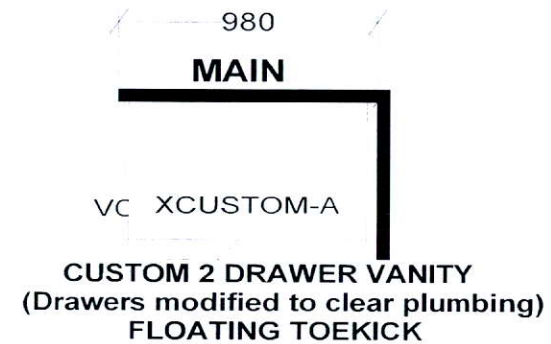
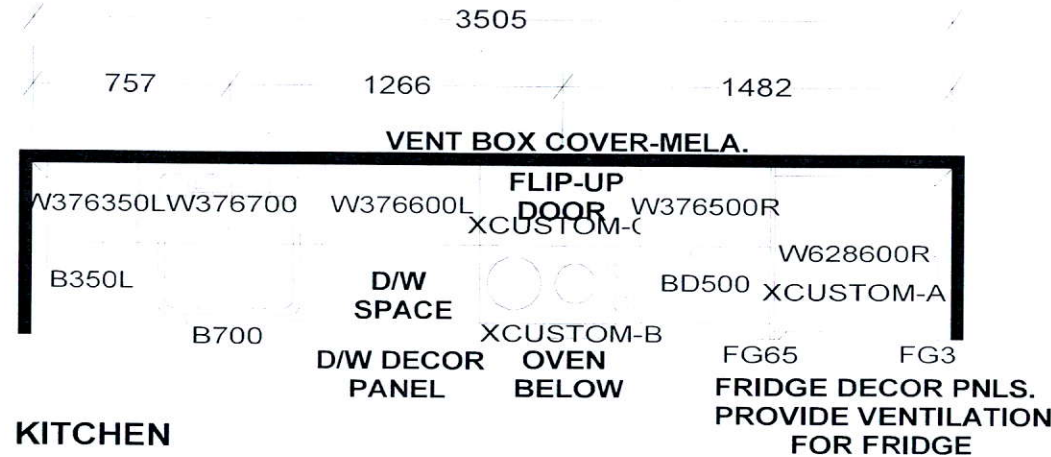
Purchaser Initials Purchaser Initials

Date

Unit No. 7 Level No. 3 Suite No. 308

Dimensions, specification, tile floor pattern and architectural detailing (including window size and location) are approximate and subject to modifications without notice. Orientation of suite may vary from the stated floor area.

*Ceiling height measured from top of floor slab to underside of slab above before finishes, and excluding bulkheads and required drop ceilings. E.&O.E.



KITCHEN BASES & VANITIES INSTALLED WITH ADJUSTABLE LEGS

APPLIANCE PACKAGE:
 24" INTEGRATED FRIDGE W/ DECOR PNLS
 24" INTEGRATED DISHWASHER W/ DECOR PNL
 24" BUILT-IN OVEN
 24" COOKTOP
 24" MICROWAVE HOOD FAN

S e l b a I n d u s t r i e s

WDTH _____ W HGHT _____ W CNT _____ FL HGHT _____ DWY H _____ ST CENT _____ 2X4 _____ VENT BOX COVER _____

TOWER SUITES:
 760MM HIGH UPPER CABINETS
 WHITE STEEL DRAWER BOXES
 COUNTERTOPS BY OTHERS
 VENT BOX COVERS
 CUSTOM VANITIES

This drawing is the intellectual property of SELBA INDUSTRIES INC. and is an original design which must not be released or copied unless applicable fee has been paid or job order placed.

GHA
 GB
 FC
 ED

JOB NUMBER:
 BUILDER: GREENPARK
 SITE NAME: PETALUMA
 MODEL: 1 BEDROOM-B 592, B 609, B 635
 LOT #:
 DESIGNER: KS
 DATE: JAN 8 18