



**GENERAL NOTES (PART 9 - RESIDENTIAL)**

PERMIT NO. **RM#24-00019**

All construction must comply with the Ontario Building Code (OBC) 2012 as amended, including but not limited to the following. As a minimum, the following requirements **shall** be incorporated in the final construction:

1. All footings shall rest on natural undisturbed soil or compacted granular fill with a minimum bearing capacity of 75 KPa (1570 psf) unless known capacity is less and provided for in the foundation design.
2. Step footings shall have a maximum rise of 600 mm (23 5/8") for firm soils, 400 mm (15 3/4") for sand or gravel and a minimum horizontal run of 600 mm (23 5/8").
3. Concrete for exterior steps, garage and carport floors and all exterior flat work shall have a minimum compressive strength of 32 MPa (4650 psi) at 28 days, with air entrainment of 5 to 8%. Concrete floors with no damp proofing shall have a minimum compressive strength of 25 MPa (3000 psi). All other concrete to be 15MPa (2200 psi).
4. Foundations and the soil beneath them shall be protected against freezing during winter construction. Where foundation walls require permanent lateral support, the wall shall be braced or laterally supported before backfilling.
5. When the unsupported height of a foundation wall exceeds 3.0 m (9'-10"), the wall shall be designed by an engineer in accordance with OBC Part 4.
6. Exterior concrete stairs with more than 2 steps shall be supported on unit masonry, concrete walls or piers not less than 150x150 (6"x6") with footings at 1.2 m (4') below grade.
7. Where the top of a foundation wall is reduced in thickness to permit the installation of masonry exterior facing, the reduced section shall be not less than 90 mm (3 1/2") thick and tied to the facing material with metal ties conforming to Sentence 9.20.9.4. (3), spaced not more than 200 mm (7 7/8") o.c. vertically and 900 mm (2'-11") o.c. horizontally. The space between the wall and masonry veneer shall be filled with mortar.
8. Provide continuous lateral support to top flange of all steel beams. Steel beams shall have minimum 90 mm (3 1/2") bearing length. Connections to other steel beams shall have a minimum of 2-M20 (3/4" dia.) A325 steel bolts or a full welded connection (with full shear capacity of beam). Steel beams supported on wood shall be designed by an Engineer.
9. Provide solid blocking support under all point loads and continue down to the foundation. Built-up columns shall comply with OBC 9.23.10.7. For engineered systems, follow manufacturer's specifications for correct blocking and bearing requirements.
10. Refer to the approved engineered layout drawings for engineered floor joist and roof truss systems, including beams and supports. Follow manufacturers specifications for bridging, bracing, bearing and connection requirements for built up beams or joists.
11. Tie the lower ends of roof rafters with continuous horizontal ties to the opposing rafters unless lateral thrust is otherwise specifically designed for.
12. Guards shall be constructed in accordance with Supplementary Standard 7 of the OBC or in conformance with OBC Part 4 (including design loads on guards). Min. guard height to comply with OBC 9.8.8. All guards to be non-climbable.
13. All masonry veneer ties shall be corrosion-resistant, minimum of 0.76 mm (0.03") thick, 22 mm (7/8") wide and be spaced in accordance with Table 9.20.9.5 of the OBC
14. Ceramic floor tile and its supporting floor shall be constructed in accordance to OBC 9.30.6.
15. For insulation values, window and door U-values and efficiency of appliances refer to SB-12 requirements: Prescriptive or Performance design or values specified by Energy Star requirements.
16. Foundation walls enclosing heated spaces shall be insulated to not more than 8" above the basement slab and an approved drainage layer is required on the exterior.
17. Exterior Insulated Finished System (EIFS) over wood framed wall and other moisture sensitive substrates shall consist of dual barrier with drained joints (DB/DJ). They shall be constructed in accordance to OBC 9.27.13 and shall conform to CAN/ULC-S716.1. All other exterior applied stucco finishes shall be constructed in accordance with OBC 9.28.
18. Stairs serving a house or dwelling unit shall have min. headroom of 1950 mm (6'-5"), min. width of 860 mm (2'-10"), max. rise of 200 mm (7 7/8") & min. 125 mm (4 7/8") and a min. run of 255 mm (10"). Tapered stairs shall have a min. average run of 255 mm (10") at the point of 300mm measured from the center of the handrail. The tolerance of stair dimensions shall conform to OBC 9.8.4.4. Secure stair stringers at top and bottom.
19. Basement ceiling height shall be min. 2.1 m (6'-11") over at least 75% of the area and 1.95 m (6'-5") under beams and ducts.
20. Every floor level containing a bedroom shall be provided with at least 1 outside window with an operable unobstructed opening having a minimum area of 0.35 sq. m. (3.8 sq. ft.), with no dimension less than 380 mm (15"). Every floor level, requiring travel of more than 1 storey to an exit door, shall be provided with an unobstructed escape window opening of not less than 1 m. (3'-3") in height and 0.55 m (21 5/8") in width with the sill not more than 1 m (3'-3") above the floor and 7 m. (23') above adjacent ground level or that floor shall be provided with a balcony. Except for basement locations, all windows shall have a maximum sill height of 1 m. (3'-3") above the floor.
21. Provide window protection to minimize the hazard to children in accordance with OBC 9.7.1.6.
22. Exterior walls, which are less than 1.2 m (4'-0") from the lot line, shall have no unprotected opening and be constructed with a 3/4 hr. fire resistance rating. These walls shall be rated from the interior. Exterior walls, which are less than 0.6 m (2'-0") from the lot line, shall in addition have non-combustible cladding.
23. All entrance doors, doors between the dwelling unit and the attached garage, patio doors and windows within 2m (6'-7") of adjacent ground level shall conform to OBC Subsections 9.6.8 & 9.7.6 'Resistance to Forced Entry'.
24. Roof vents shall be provided on the basis of 1 sq. ft./300 sq. ft. of insulated ceiling area. Where the roof slope is less than 1 in 6 or in cathedral ceilings, roof vents shall be provided on the basis of 1 sq. ft./150 sq. ft. of insulated ceiling area. Roof vents shall be uniformly distributed to ventilate each roof space with a minimum of 25% of the required vent space to be located at the top and the bottom of the roof.
25. Eave protection is required, beneath the start strip, from the edge of the roof to a minimum distance of 900 mm (3'-0") up the roof slope to not less than 300 mm (12") inside the inner face of the exterior wall on shingled, shake or tile roofs except as provided by 9.26.5.1.(2).
26. Foamed plastic insulation shall be protected with interior finishes according to OBC 9.10.17.10.
27. The wall and ceiling between an attached garage and the dwelling unit shall be constructed and sealed so as to provide an effective barrier to exhaust fumes. Door between the garage and the dwelling unit shall be tight fitting, weather-stripped and equipped with a self closing device.
28. Smoke alarms shall be provided on each floor level and be located within each bedroom. Smoke alarms shall be interconnected and hard wired with no disconnect switch. Smoke alarms are required to have a visual signaling component conforming to NFPA 72.
29. A carbon monoxide detector conforming to CAN/CGA-6.19 or UL 2034 shall be installed on every building containing a fuel burning appliance or an attached garage in conformance with the OBC 9.33.4.
30. In addition to the above carbon monoxide detectors, Town of Richmond Hill By-law No. 245-99 requires that a carbon monoxide detector, equipped with an alarm that is audible within bedrooms when the intervening doors are closed and conforming to CAN/CGA-6.19 or UL 2034, be installed in accordance with the manufacturer's instructions in every dwelling unit. Where the carbon monoxide detector is electrically powered, it must be approved by the Canadian Standards Association and be equipped with a visual indicator indicating that it is in operating condition and have NO switch between the carbon monoxide alarm and the power distribution panel.
31. A mechanical ventilation system is required in every dwelling. An exhaust only' ventilation system is permitted only where forced air heating is used, there is no electric heating or fireplace (other than a direct vent gas fireplace), and where a mechanically vented induced draft or direct vented furnace and hot water tank are used. A ventilation system with a heat recovery ventilator or Part 6 design is required in all other cases.
32. All exterior doors greater than 600mm above grade which do not exit onto a deck shall be permanently adjusted to prevent opening as per 9.6.4.1(2) of the OBC or be guarded as per 9.8.8 of the OBC
33. The main bathroom shall have stud reinforcement to accommodate future installation of grab bars adjacent to water closets and shower or bathtub as per OBC 9.5.2.3.
34. Slopes on roof surfaces shall comply with OBC 9.26.3.1.
35. Windows shall comply with OBC 9.7
36. Exhaust ducts connected to laundry drying equipment shall comply with OBC 6.2.3.8. (7)

## Strip Footings

### For Singles and Semi-Detached Houses up to 2 storeys

#### For 8" or 10" foundation walls with 2x8 / 2x10 floor joists

20" wide x 6" thick concrete strip footings below foundation walls.  
24" wide x 8" thick concrete strip footings below party walls.

#### Foundation walls with engineered joists over 16' spans

24" wide x 8" thick concrete strip footings below party walls.

#### Footings on engineered fill

24" wide x 8" thick concrete strip footings with reinforcing below exterior walls.  
30" wide x 8" thick concrete strip footings with reinforcing below party walls.  
(refer to the footings details on engineered fill)

#### Assume the larger footing size when two conditions apply.

Assumed 120 kPa (18 psi) soil bearing capacity or 90 kPa engineered soil fill. Bearing capacity to be verified on site, **by a soil engineer report**

## Concrete Pad Footing Sizes

#### 120 kPa Native Soil

F1 = 42" x 42" x **24"**

F2 = 36" x 36" x **18"**

F3 = 30" x 30" x **12"**

F4 = 24" x 24" x 12"

F5 = 16" x 16" x 8"

#### 90 kPa Engineered Fill

F1 = 48" x 48" x **24"**

F2 = 40" x 40" x **20"**

F3 = 34" x 34" x **12"**

F4 = 28" x 28" x **12"**

F5 = 18" x 18" x 8"

Refer to the floor plans for non-standard footing sizes.

## Brick Veneer Cuts

When the brick veneer cut is greater than 26" a 10" thick poured concrete foundation wall is required.

## Exterior Concrete Slabs

All garage slabs, porch slabs, poured concrete stairs and exposed concrete flat work to be 32 MPa with 5-8% air entrainment.

## Ceramic Tile over Joists

Space conventional floor joists @ 12" o/c below all ceramic tile areas. Provide 1 row of bridging for spans of 5'-7" and 2 rows for spans greater than 7'-0".

## Engineered Roof Trusses

Refer to the roof truss shop drawings for all roof framing information.

## Engineered Floor Joists

Refer to the floor framing shop drawings for engineered framing layouts, hardware and details.

## Steel Column Notes

**C1** = 4" x 4" x  $\frac{1}{4}$ " HSS w/ 10" x 8" x  $\frac{1}{2}$ " base plate and 2 -  $\frac{3}{4}$ " dia. anchor bolts.  
**C2** = 5" x 5" x  $\frac{1}{4}$ " HSS w/ 12" x 12" x  $\frac{1}{2}$ " base plate and 4 -  $\frac{3}{4}$ " dia. anchor bolts.

Use 4 bolts for moment connection.

"M" = Moment connection at beam and column = 35 kN-m

## Grading

Plans and elevations are not drawn to accurate grade elevations. Refer to final grading plan.

## Door Schedule

No.	Width	Ceiling Heights		Type
		8' to 9'	10' or more	
1	2'-10" (34")	6'-8"	8'-0"	Insulated entrance door
1A	2'-8" (32")	6'-8"	8'-0"	Insulated entrance door
2	2'-8" (32")	6'-8"	8'-0"	Wood and glass door
3	2'-8" (32")	6'-8"	8'-0"	Exterior slab door
4	2'-8" (32")	6'-8"	8'-0"	Interior slab door
5	2'-6" (30")	6'-8"	8'-0"	Interior slab door
6	2'-2" (26")	6'-8"	8'-0"	Interior slab door
7	1'-6" (18")	6'-8"	8'-0"	Interior slab door

## Garage Wall - 2x4 Stud Design

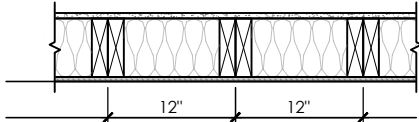
Studs	Spacing	Maximum Height
2x4	16" o/c	8'-0" (2.44m)
2x4	12" o/c	8'-10" (2.69m)
2-2x4	16" o/c	10'-1" (3.07m)
2-2x4	12" o/c	10'-9" (3.28m)
3-2x4	16" o/c	11'-2" (3.40m)
3-2x4	12" o/c	12'-4" (3.76m)

#### Notes

- For roof design snow loads of 2.6kPa
- Supported roof truss length of 6.0m
- Supported floor joist length of 2.5m
- Studs exceeding 3.0m in height shall be installed per OBC 9.23.10.1.(2)

## Two Storey Height Wall Details - max. 18'-0" tall

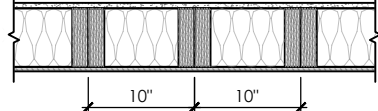
2 - 2 x 6 stud wall nailed together and spaced at 12" o/c full height c/w solid blocking @ 48" o/c vertical and  $\frac{3}{16}$ " OSB exterior wall sheathing.



Note: maximum height of wall for this detail is 20'-2" and maximum length is 40'-0".

## Two Storey Height Wall Detail - max. 20'-2" tall

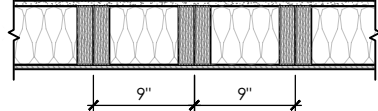
2 - 1  $\frac{1}{2}$ " x 5  $\frac{1}{2}$ " Laminated strand lumber (LSL) 1.5E stud wall glued and nailed together and spaced at 10" o/c full height c/w solid blocking @ 8'-0" o/c vertical and  $\frac{1}{8}$ " OSB exterior wall sheathing.



Note: maximum height of wall for this detail is 20'-2" and maximum length is 40'-0".

## Two Storey Height Wall Detail - max. 21'-5" tall

2 - 1  $\frac{1}{2}$ " x 5  $\frac{1}{2}$ " Laminated strand lumber (LSL) 1.5E stud wall glued and nailed together and spaced at 9" o/c full height c/w solid blocking @ 8'-0" o/c vertical and  $\frac{1}{8}$ " OSB exterior wall sheathing.



Note: maximum height of wall for this detail is 21'-5" and maximum length is 40'-0".

## Steel Angles and Wood Beam Schedules

### Brick Veneer Steel Lintels + Wood Lintels and Beams

Label	Steel Angle Size (v x h x t)	Wood Size (members + w + h)
WL1	= 3 $\frac{1}{2}$ " x 3 $\frac{1}{2}$ " x $\frac{1}{4}$ " (89 x 89 x 6.4) [2]	+ 2 - 2 x 8 (2 - 38 x 184) S.P.F. No. 2
WL2	= 4" x 3 $\frac{1}{2}$ " x $\frac{3}{16}$ " (102 x 89 x 7.9) [?] +	2 - 2 x 8 (2 - 38 x 184) S.P.F. No. 2
WL3	= 5" x 3 $\frac{1}{2}$ " x $\frac{3}{16}$ " (127 x 89 x 7.9) [4] +	2 - 2 x 10 (2 - 38 x 235) S.P.F. No. 2
WL4	= 6" x 3 $\frac{1}{2}$ " x $\frac{3}{16}$ " (152 x 89 x 9.5) [?] +	2 - 2 x 12 (2 - 38 x 286) S.P.F. No. 2
WL5	= 6" x 4" x $\frac{3}{8}$ " (152 x 102 x 9.5) [?] +	2 - 2 x 12 (2 - 38 x 286) S.P.F. No. 2
WL6	= 5" x 3 $\frac{1}{2}$ " x $\frac{3}{16}$ " (127 x 89 x 7.9) [4] +	2 - 2 x 12 (2 - 38 x 286) S.P.F. No. 2
WL7	= 5" x 3 $\frac{1}{2}$ " x $\frac{3}{16}$ " (127 x 89 x 7.9) [4] +	3 - 2 x 10 (3 - 38 x 235) S.P.F. No. 2
WL8	= 5" x 3 $\frac{1}{2}$ " x $\frac{3}{16}$ " (127 x 89 x 7.9) [4] +	3 - 2 x 12 (3 - 38 x 286) S.P.F. No. 2
WL9	= 6" x 4" x $\frac{3}{8}$ " (152 x 102 x 9.5) [?] +	3 - 2 x 12 (3 - 38 x 286) S.P.F. No. 2

### Wood Lintels and Beams

Label	Beam Size (members + w + h)
WB1	= 2 - 2 x 8 (2 - 38 x 184) S.P.F. No. 2
WB2	= 3 - 2 x 8 (3 - 38 x 184) S.P.F. No. 2
WB3	= 2 - 2 x 10 (2 - 38 x 235) S.P.F. No. 2
WB4	= 3 - 2 x 10 (3 - 38 x 235) S.P.F. No. 2
WB5	= 2 - 2 x 12 (2 - 38 x 286) S.P.F. No. 2
WB6	= 3 - 2 x 12 (3 - 38 x 286) S.P.F. No. 2
WB7	= 5 - 2 x 12 (5 - 38 x 286) S.P.F. No. 2
WB11	= 4 - 2 x 10 (4 - 38 x 235) S.P.F. No. 2
WB12	= 4 - 2 x 12 (4 - 38 x 286) S.P.F. No. 2

### Laminated Veneer Lumber (LVL) Beams

Label	Beam Size (members + w + h)
LVL1A	= 1 - 1 $\frac{3}{4}$ " x 7 $\frac{1}{2}$ " (1 - 45 x 184)
LVL1	= 2 - 1 $\frac{3}{4}$ " x 7 $\frac{1}{2}$ " (2 - 45 x 184)
LVL2	= 3 - 1 $\frac{3}{4}$ " x 7 $\frac{1}{2}$ " (3 - 45 x 184)
LVL3	= 4 - 1 $\frac{3}{4}$ " x 7 $\frac{1}{2}$ " (4 - 45 x 184)
LVL4A	= 1 - 1 $\frac{3}{4}$ " x 9 $\frac{1}{2}$ " (1 - 45 x 240)
LVL4	= 2 - 1 $\frac{3}{4}$ " x 9 $\frac{1}{2}$ " (2 - 45 x 240)
LVL5	= 3 - 1 $\frac{3}{4}$ " x 9 $\frac{1}{2}$ " (3 - 45 x 240)
LVL5A	= 4 - 1 $\frac{3}{4}$ " x 9 $\frac{1}{2}$ " (4 - 45 x 240)
LVL6A	= 1 - 1 $\frac{3}{4}$ " x 11 $\frac{1}{8}$ " (1 - 45 x 300)
LVL6	= 2 - 1 $\frac{3}{4}$ " x 11 $\frac{1}{8}$ " (2 - 45 x 300)
LVL7	= 3 - 1 $\frac{3}{4}$ " x 11 $\frac{1}{8}$ " (3 - 45 x 300)
LVL7A	= 4 - 1 $\frac{3}{4}$ " x 11 $\frac{1}{8}$ " (4 - 45 x 300)
LVL8	= 2 - 1 $\frac{3}{4}$ " x 14" (2 - 45 x 356)
LVL9	= 3 - 1 $\frac{3}{4}$ " x 14" (3 - 45 x 356)
LVL10	= 2 - 1 $\frac{3}{4}$ " x 18" (2 - 45 x 456)

### Loose Steel Lintels

Label	Steel Size (v x h x t)
L1	= 3 $\frac{1}{2}$ " x 3 $\frac{1}{2}$ " x $\frac{1}{4}$ " (89 x 89 x 6.4) [2]
L2	= 4" x 3 $\frac{1}{2}$ " x $\frac{3}{16}$ " (102 x 89 x 7.9) [?] +
L3	= 5" x 3 $\frac{1}{2}$ " x $\frac{3}{16}$ " (127 x 89 x 7.9) [4]
L4	= 6" x 3 $\frac{1}{2}$ " x $\frac{3}{16}$ " (152 x 89 x 9.5) [?] +
L5	= 6" x 4" x $\frac{3}{8}$ " (152 x 102 x 9.5) [?] +
L6	= 7" x 4" x $\frac{3}{8}$ " (178 x 102 x 9.5) [?] +

### Glue-Laminated Floor Beams

Label	Beam Size (w x h)
GLU1	= 3 $\frac{1}{8}$ " x 11 $\frac{7}{8}$ " (80 x 300)
GLU2	= 5 $\frac{1}{8}$ " x 11 $\frac{7}{8}$ " (130 x 300)

## Minimum Thermal Performance

The minimum thermal performance of building envelope and equipment shall conform to the following.

### Prescriptive Package A1

Space Heating Fuel Gas

Component	Max. Nominal R	Max. U	Min. Effective R
Ceiling with Attic Space	60	0.017	59.22
Ceiling without Attic Space	31	0.036	27.65
Exposed Floor	31	0.034	29.80
Walls Above Grade	22	0.059	17.03
Basement Walls	20 ci	0.047	21.12

Below Grade Slab Entire Surface  
> 600 mm Below Grade

Heated Slab or Slab  
<= 600 mm Below Grade

Edge of Below Grade Slab  
<= 600 mm Below Grade

Windows and Sliding Glass Doors	Energy rating: 25	Max. U: 0.28
Skylights	Max. U: 0.49	
Space Heating Equipment	Min. AFAU: 96%	
HRV	Min. SRE: 75%	
Domestic Water Heater	Min. EF: 0.80	

## Area Calculations Rose 5-1

Ground Floor	1538 sq ft, 142.88 sq m
Second Floor	1819 sq ft, 168.99 sq m
Total floor area	3357 sq ft, 311.88 sq m

Total open to below	0 sq ft, 0.00 sq m
Finished basement	0 sq ft, 0.00 sq m
Total gross floor area	3357 sq ft, 311.88 sq m

Coverage Areas	
Ground floor	1538 sq ft, 142.88 sq m
Garage	396 sq ft, 36.79 sq m
Porch	96 sq ft, 8.92 sq m
Other structures	0 sq ft, 0.00 sq m
Coverage w/o porch	1934 sq ft, 179.67 sq m
Coverage w/ porch	2030 sq ft, 188.59 sq m

## Area Calculations Rose 5-2

Ground Floor	1529 sq ft, 142.05 sq m
Second Floor	1808 sq ft, 167.97 sq m
Total floor area	3337 sq ft, 310.02 sq m

Total open to below	0 sq ft, 0.00 sq m
Finished basement	0 sq ft, 0.00 sq m
Total gross floor area	3337 sq ft, 310.02 sq m

Coverage Areas	
Ground floor	1529 sq ft, 142.05 sq m
Garage	396 sq ft, 36.79 sq m
Porch	95 sq ft, 8.83 sq m
Other structures	0 sq ft, 0.00 sq m
Coverage w/o porch	1925 sq ft, 178.84 sq m
Coverage w/ porch	2020 sq ft, 187.66 sq m

## Area Calculations Rose 5-3

Ground Floor	1529 sq ft, 142.05 sq m
Second Floor	1810 sq ft, 168.15 sq m
Total floor area	3339 sq ft, 310.20 sq m

Total open to below	0 sq ft, 0.00 sq m
Finished basement	0 sq ft, 0.00 sq m
Total gross floor area	3339 sq ft, 310.20 sq m

Coverage Areas	
Ground floor	1529 sq ft, 142.05 sq m
Garage	396 sq ft, 36.79 sq m
Porch	54 sq ft, 5.02 sq m
Other structures	0 sq ft, 0.00 sq m
Coverage w/o porch	1925 sq ft, 178.84 sq m
Coverage w/ porch	1979 sq ft, 183.86 sq m

## OPTIONAL 8'-6" FOUNDATION POUR HEIGHT

- 10" THICK CONCRETE FOUNDATION WALLS (15 MPa)
- BASEMENT FLOOR TO FLOOR HEIGHT
  - 9  $\frac{1}{2}$ " FLOOR JOISTS = 9'-2" (2.79m) HEIGHT
  - 11  $\frac{1}{8}$ " FLOOR JOISTS = 9'-4" (2.84m) HEIGHT
- BASEMENT STAIRS
  - 15 RISERS (EXTRA RISER ADDED TO BASE OF STAIR)

## SB-12 Calculations Rose 5-1 -

Elevation	Wall Area	Window Area	Percentage
Front	670.9 sq ft (62.3 sq m)	95.5 sq ft (8.9 sq m)	14.23%
Left side	1267.4 sq ft (117.7 sq m)	53.5 sq ft (5.0 sq m)	4.22%
Right side	1281.1 sq ft (119.0 sq m)	63.3 sq ft (5.9 sq m)	4.94%
Rear	642.4 sq ft (59.7 sq m)	91.4 sq ft (8.5 sq m)	14.23%
Total	3861.7 sq ft (358.8 sq m)	303.6 sq ft (28.2 sq m)	7.86%

## SB-12 Calculations Rose 5-2 -

Elevation	Wall Area	Window Area	Percentage
Front	681.9 sq ft (63.3 sq m)	101.5 sq ft (9.4 sq m)	14.88%
Left side	1245.0 sq ft (115.7 sq m)	53.5 sq ft (5.0 sq m)	4.30%
Right side	1261.4 sq ft (117.2 sq m)	63.3 sq ft (5.9 sq m)	5.01%
Rear	642.4 sq ft (59.7 sq m)	91.4 sq ft (8.5 sq m)	14.23%
Total	3830.6 sq ft (355.9 sq m)	309.7 sq ft (28.8 sq m)	8.08%

## SB-12 Calculations Rose 5-3 -

Elevation	Wall Area	Window Area	Percentage
Front	683.2 sq ft (63.5 sq m)	103.8 sq ft (9.6 sq m)	15.20%
Left side	1245.0 sq ft (115.7 sq m)	53.5 sq ft (5.0 sq m)	4.30%
Right side	1283.2 sq ft (119.2 sq m)	63.3 sq ft (5.9 sq m)	4.93%
Rear	642.4 sq ft (59.7 sq m)	91.4 sq ft (8.5 sq m)	14.23%
Total	3853.7 sq ft (358.0 sq m)	312.0 sq ft (29.0 sq m)	8.10%

W Architect Inc.  
DESIGN CONTROL REVIEW

NOV. 01, 2023

FINAL

BY: *W*

This stamp is only for the purposes of design control and carries no other professional obligations.

CITY OF RICHMOND HILL  
BUILDING DIVISION

08/21/2024

REVISED

Per: KER

# Rose 5

Compliance Package A1

 **Greenpark**

www.greenparkgroup.ca

project name

**Trinigroup Developments Inc.**

#### Revisions

#	Description	Date	By
1.	Issued for client review	2023-07-18	JM
2.	Coord. floor and roof, issued for struct. review	2023-09-11	JM
3.	Issued for permit	2023-09-25	JM

Contractor shall check all dimensions and elevations before commencing with work and report any discrepancies to the Designer. Prints are not to be scaled.

The undersigned has reviewed and takes responsibility for this design, as well as having the qualifications and requirements mandated by the Ontario Building Code (O.B.C.) to be a Designer.

#### Qualification Information

Jamie Mack

35923

Name

BCIN

Registration Information

**Mackitecture**

103532



www.mackitecture.ca

975A Elgin Street West,



These drawings have been reviewed under Compliance Option: **A1** of the OBC 2012, SB-12.

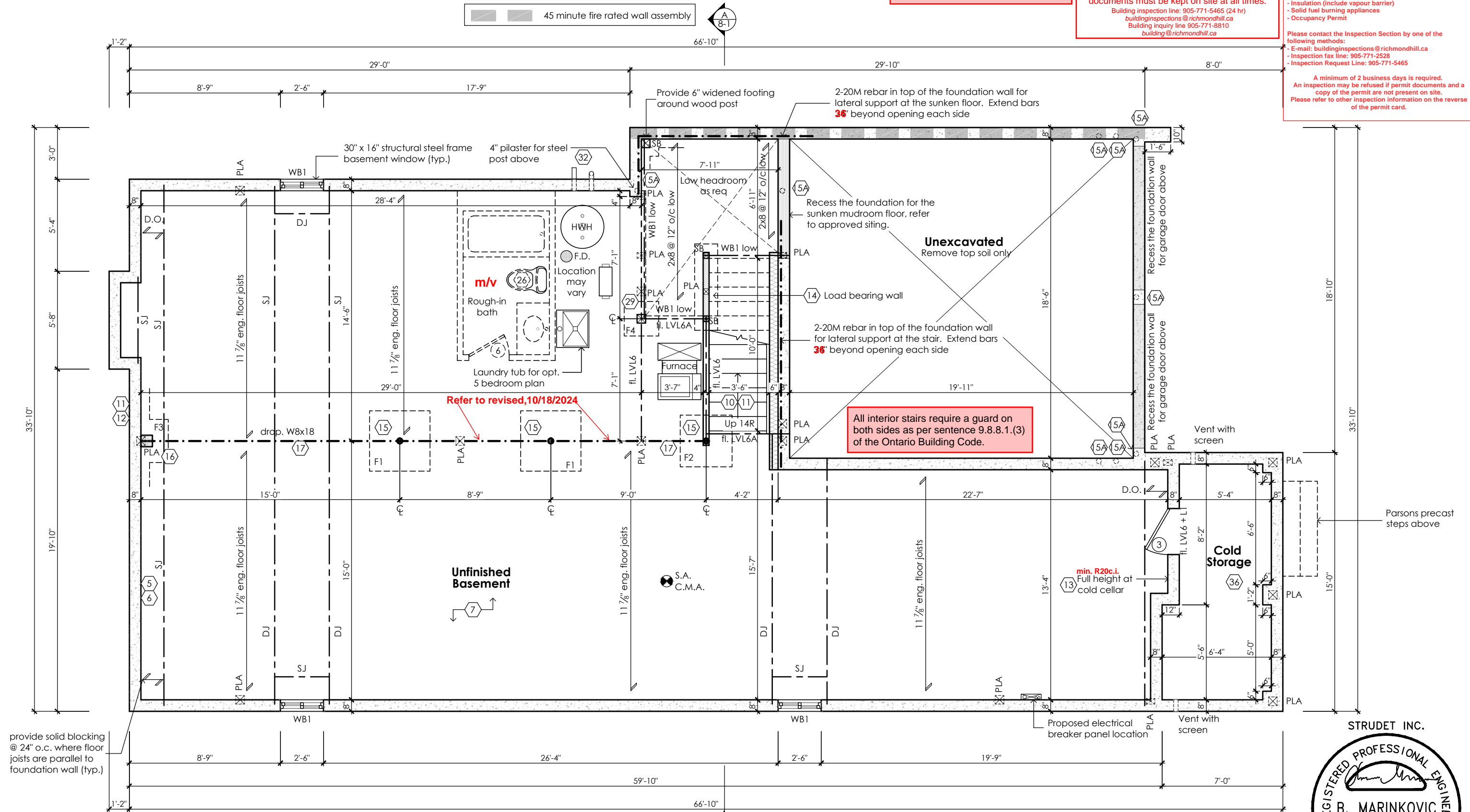
Windows, sliding glass doors and skylights shall comply with OBC 2012, SB-12, 3.1.1.9 for maximum U-Value.

This review does not exempt the owner, designer and the builder from complying with all applicable regulations and by-laws of the City of Richmond Hill and the Ontario Building Code.

Refer to attached general notes and drawings.

**Richmond Hill** City of Richmond Hill Building Division  
**REVIEWED**  
By: **KER** Date: **10/18/2024**  
Building Permit #: **RM#24-00019**  
All construction shall comply with the Ontario Building Code and all other applicable statutory regulations. The reviewed documents must be kept on site at all times.  
Building inspection line: 905-771-5465 (24 hr)  
Building inspection line: 905-771-8810  
Building@richmondhill.ca

**Richmond Hill** City of Richmond Hill Building Division  
**INSPECTION NOTICES - HOUSING**  
You are required to notify the Inspection Section of the readiness to inspect at the following construction stages:  
- Footings (prior to concrete placement)  
- Building sewers (laterals)  
- Water service pipe (lateral)  
- Foundation (prior to backfill)  
- Building drains (under slab)  
- Plumbing rough-in  
- HVAC rough-in  
- Air barrier (prior to exterior cladding)  
- Structural Framing (exterior cladding completed)  
- Insulation (include vapour barrier)  
- Solid fuel burning appliances  
- Occupancy Permit  
Please contact the Inspection Section by one of the following methods:  
- E-mail: buildinginspections@richmondhill.ca  
- Inspection fax line: 905-771-2528  
- Inspection Request Line: 905-771-5465  
A minimum of 2 business days is required.  
An inspection may be refused if permit documents and a copy of the permit are not present on site.  
Please refer to other inspection information on the reverse of the permit card.



**Basement Plan '1'**

For approved engineered floor joist systems, including beams and their support, reference shall be made to the approved engineered floor layout attached to these drawings. Follow the manufacturers specifications and bearing requirements as stated.

**CITY OF RICHMOND HILL**  
**BUILDING DIVISION**  
**08/21/2024**  
**REVISED**  
Per: **KER**

**THE ENGINEER OF RECORD**  
**SHALL PROVIDE THE BUILDING**  
**INSPECTOR WITH A FIELD**  
**REVIEW REPORT**

**STRUDET INC.**  
**REGISTERED PROFESSIONAL ENGINEER**  
**B. MARINKOVIC**  
**September 26, 2023**  
**PROFESSIONAL ENGINEER OF ONTARIO**  
**FOR STRUCTURE ONLY**

**Rose 5**  
**Compliance Package A1**

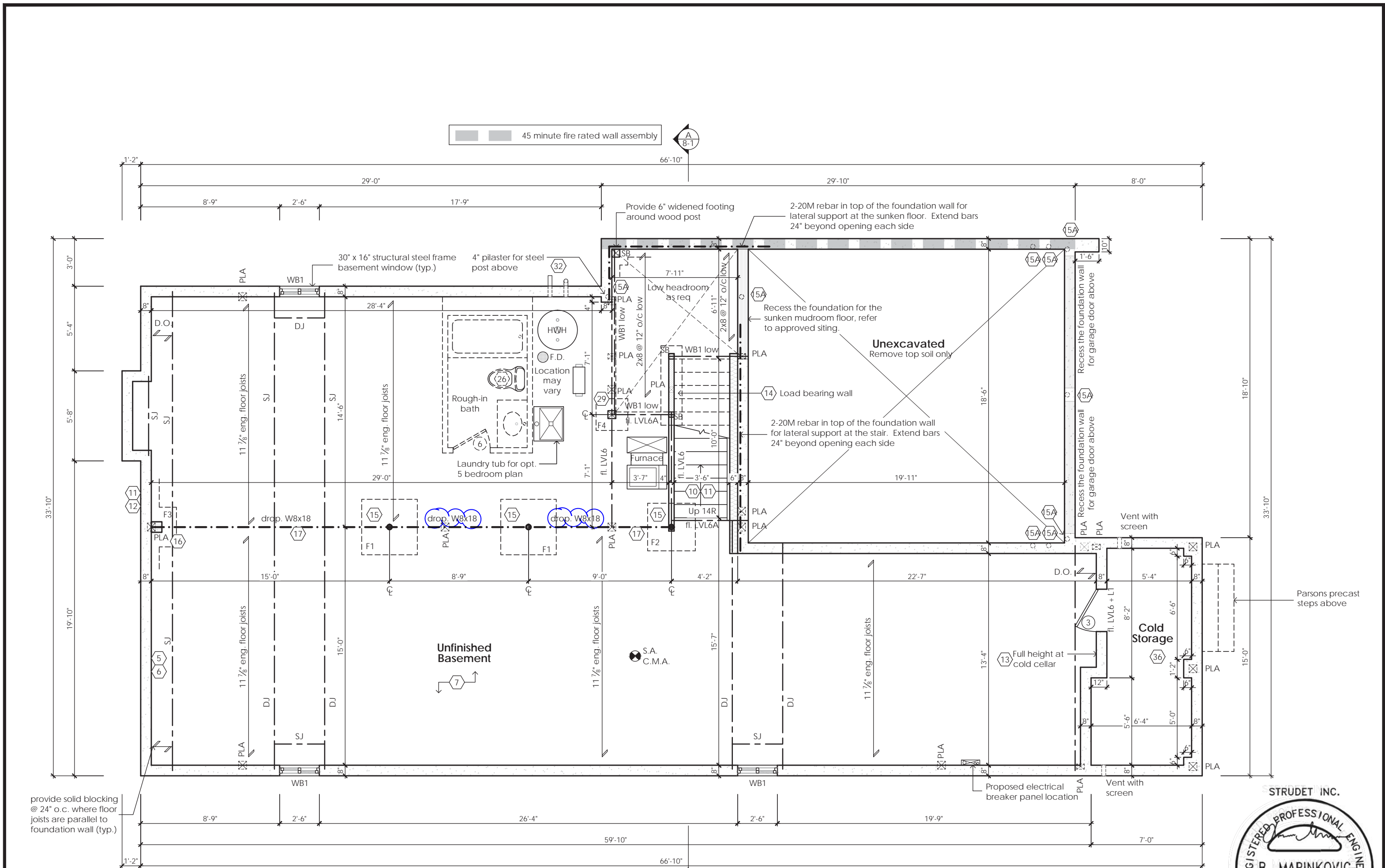
Contractor shall check all dimensions and elevations before commencing with work and report any discrepancies to the Designer. Prints are not to be scaled.

The undersigned has reviewed and takes responsibility for this design, as well as having the qualifications and requirements mandated by the Ontario Building Code (O.B.C.) to be a Designer.  
**Qualification Information**  
Jamie Mack 35923  
Name BCIN  
Registration Information **Mackitecture** 103532

**www.mackitecture.ca**  
975A Elgin Street West, Suite 353  
Cobourg, ON K9A 5J3  
Tel: 416-735-8190 Email: info@mackitecture.ca

**Basement Floor Plan**  
**Elevation 1**  
scale **3/16" = 1'-0"** by **DO** area **3357 sq ft** sheet no. **1-1**  
date **2023-09-25** type **40' Single** project no. **22-016**

**Greenpark**  
**www.greenparkgroup.ca**  
project name **Trinigroup Developments Inc.**



Basement Plan '1'

CITY OF RICHMOND HILL  
BUILDING DIVISION  
10/18/2024  
REVISED  
Per: KER

STRUDET INC.  
REGISTERED PROFESSIONAL ENGINEER  
B. MARINKOVIC  
October 15, 2024  
PROVINCE OF ONTARIO  
FOR STRUCTURE ONLY  
Rose 5  
Compliance Package A1

Contractor shall check all dimensions and elevations before commencing with work and report any discrepancies to the Designer. Prints are not to be scaled.

The undersigned has reviewed and takes responsibility for this design, as well as having the qualifications and requirements mandated by the Ontario Building Code (O.B.C.) to be a Designer.

**Qualification Information**

Jamie Mack 35923  
Name BCIN Signature

Registration Information Mackitecture 103532

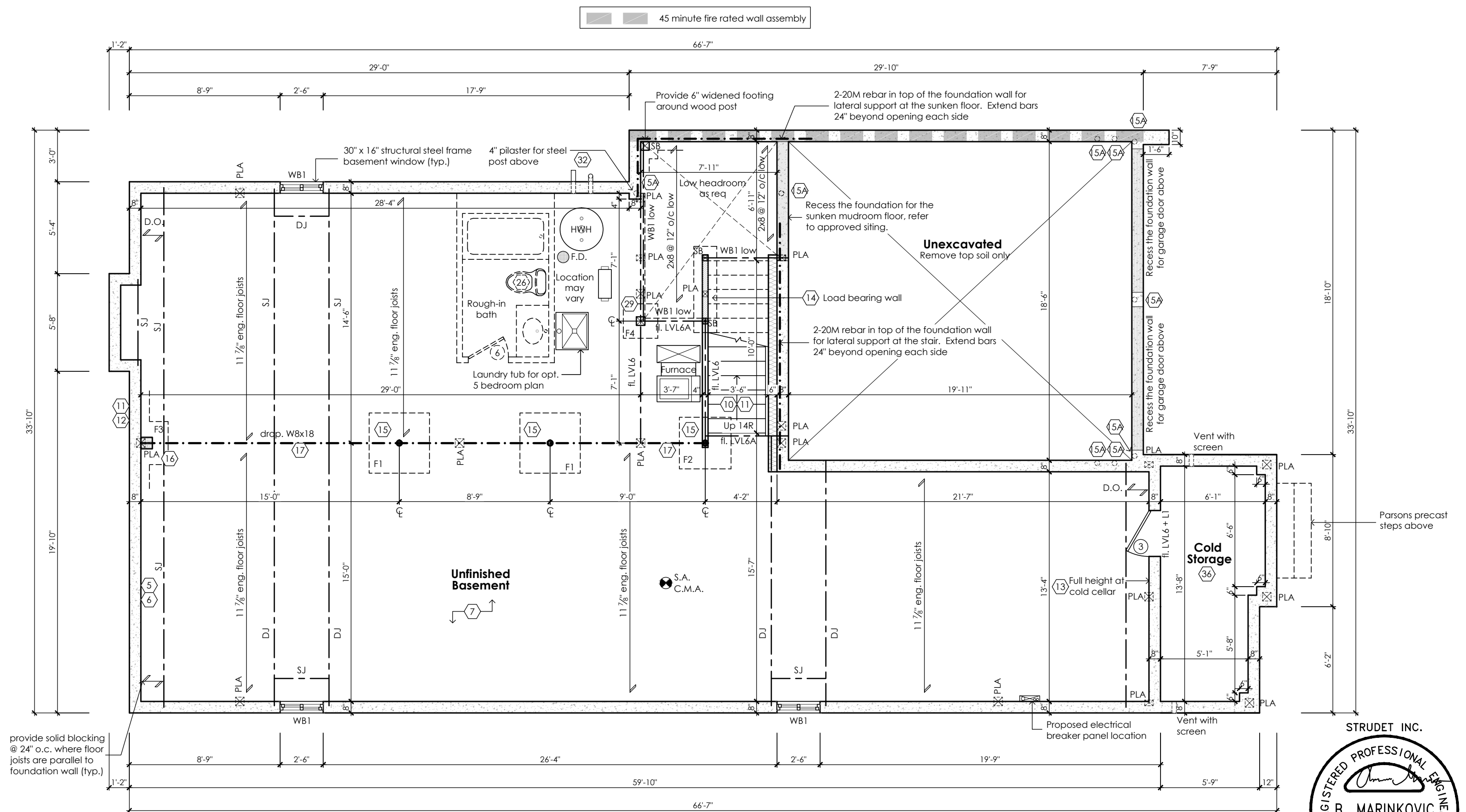
www.mackitecture.ca  
975A Elgin Street West, Suite 353  
Cobourg, ON K9A 5J3  
Tel: 416-735-8190 Email: info@mackitecture.ca

Basement Floor Plan  
Elevation 1

scale	by	area	sheet no.
3/16" = 1'-0"	DO	3357 sq ft	1-1
date	type	project no.	
2024-10-18	40' Single	22-016	

www.greenparkgroup.ca

project name  
Trinigroup Developments Inc.



### Basement Plan '2'

**For approved engineered floor joist systems, including beams and their support, reference shall be made to the approved engineered floor layout attached to these drawings. Follow the manufacturers specifications and bearing requirements as stated.**

STRUDET INC.



FOR STRUCTURE ONLY

## Rose 5

## Compliance Package A1

Contractor shall check all dimensions and elevations before commencing with work and report any discrepancies to the Designer. Prints are not to be scaled.

The undersigned has reviewed and takes responsibility for this design, as well as having the qualifications and requirements mandated by the Ontario Building Code (O.B.C.) to be a Designer.

### Qualification Information

Jamie Mack	35923
Name	BCIN

## Registration Information

5923

BCIN

## Mackitecture

103532



**www.mackitecture.ca**

975A Elgin Street West, Suite 353  
Cobourg, ON K9A 5J3  
Tel: 416-735-8190 Email: [info@mackitecture.ca](mailto:info@mackitecture.ca)

	title
--	-------

### Basement Floor Plan Elevation 2

scale  
**3/16" = 1'-0"**

by	DO
----	----

area  
**3337 sq ft**

sheet no.
-----------

date  
2023 08 25

	type
	40' Single

project no.	22 014
-------------	--------

**1-2**



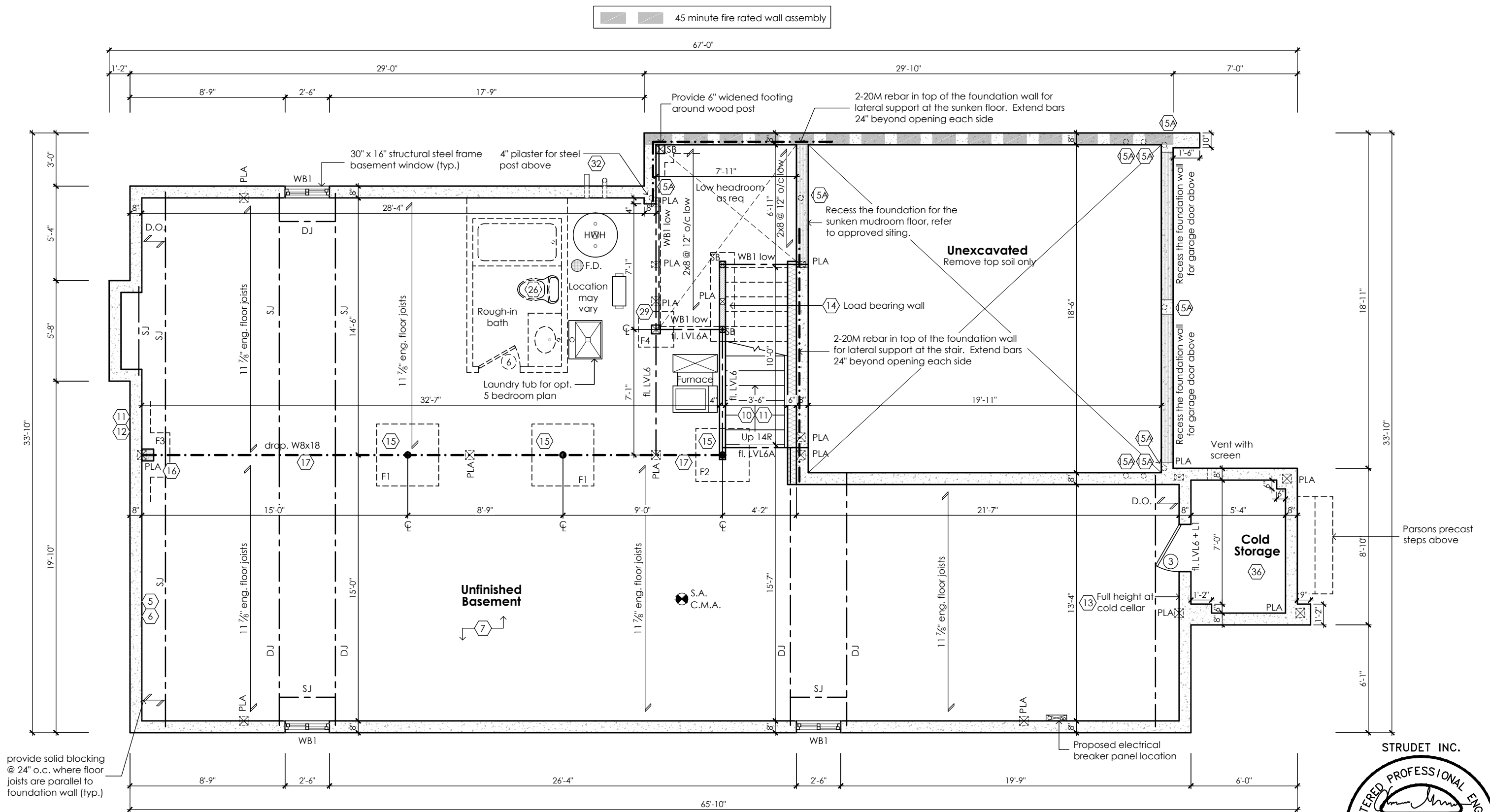
**www.greenparkgroup.ca**

project name
--------------

Trinigroup Developments Inc.

Drawing created with Mackiterture v.1.0.0 (build 2657), File P:\2022\22-016-GREENPARK-TRINIGROUP-RICHMOND HILL\WORKING\22-016-ROSE 5-WD-V1.DWG plotted on 2023-09-25 at 1:29:25 PM by JMACK





Basement Plan '3'

For approved engineered floor joist systems, including beams and their support, reference shall be made to the approved engineered floor layout attached to these drawings. Follow the manufacturers specifications and bearing requirements as stated.

CITY OF RICHMOND HILL  
BUILDING DIVISION  
08/21/2024  
REVISED  
Per: KER

STRUDET INC.  
REGISTERED PROFESSIONAL ENGINEER  
B. MARINKOVIC  
PROV. NO. 26010  
September 26, 2023  
FOR STRUCTURE ONLY

Rose 5  
Compliance Package A1

Contractor shall check all dimensions and elevations before commencing with work and report any discrepancies to the Designer. Prints are not to be scaled.

The undersigned has reviewed and takes responsibility for this design, as well as having the qualifications and requirements mandated by the Ontario Building Code (O.B.C.) to be a Designer.

**Qualification Information**

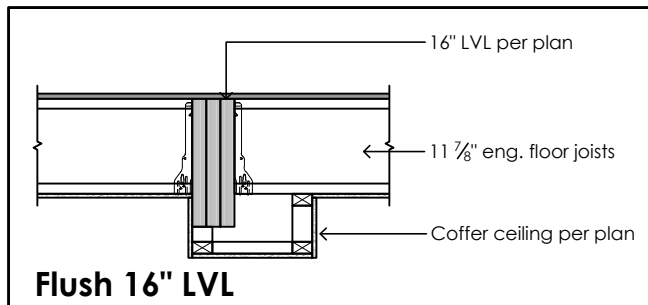
Jamie Mack	35923	Signature
Name	BCIN	
Registration Information	<b>Mackitecture</b>	103532

  
**www.mackitecture.ca**  
975A Elgin Street West, Suite 353  
Cobourg, ON K9A 5J3  
Tel: 416-735-8190 Email: info@mackitecture.ca

title <b>Basement Floor Plan Elevation 3</b>			
scale <b>3/16" = 1'-0"</b>	by <b>DO</b>	area <b>3339 sq ft</b>	sheet no. <b>1-3</b>
date <b>2023-09-25</b>	type <b>40' Single</b>	project no. <b>22-016</b>	

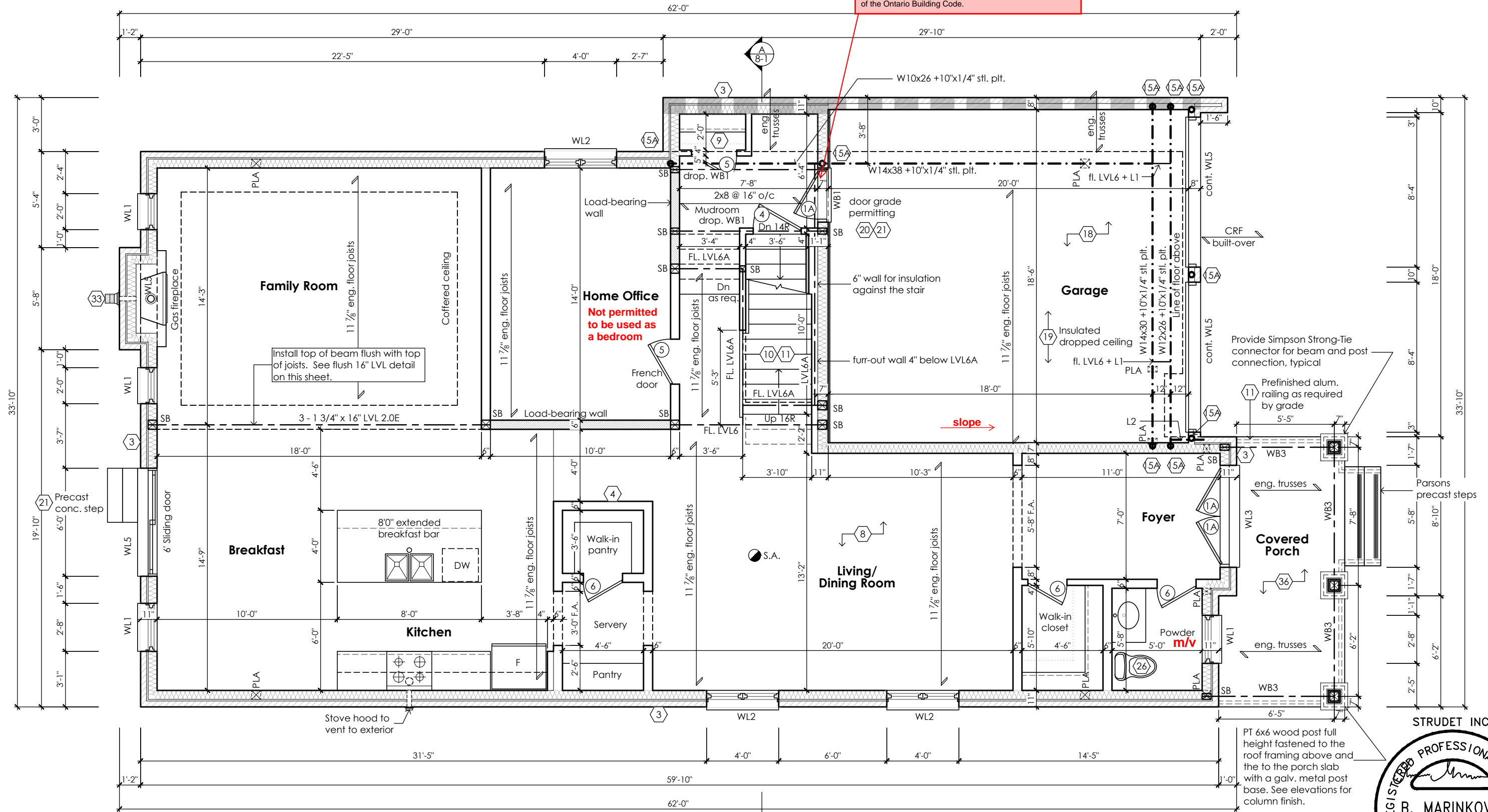
  
**www.greenparkgroup.ca**

project name  
**Trinigroup Developments Inc.**



45 minute fire rated wall assembly

Doors between a garage and living space shall be exterior type (gas proof) complete with weatherstripping and a self-closing device.  
If required to have stairs, stairs shall conform to Section 9.8 of the Ontario Building Code.



**Ground Floor Plan '1'**

For approved engineered floor joist systems, including beams and their support, reference shall be made to the approved engineered floor layout attached to these drawings. Follow the manufacturers specifications and bearing requirements as stated.

CITY OF RICHMOND HILL  
BUILDING DIVISION  
**08/21/2024**  
**REVISED**  
Per: **KER**

STRUDET INC.  
REGISTERED PROFESSIONAL ENGINEER  
**B. MARINKOVIC**  
September 26, 2023  
PROFESSIONAL ENGINEER  
FOR STRUCTURE ONLY

**Rose 5**  
Compliance Package A1

Contractor shall check all dimensions and elevations before commencing with work and report any discrepancies to the Designer. Prints are not to be scaled.

The undersigned has reviewed and takes responsibility for this design, as well as having the qualifications and requirements mandated by the Ontario Building Code (O.B.C.) to be a Designer.

**Qualification Information**

Jamie Mack 35923  
Name BCIN  
Registration Information **Mackitecture** 103532

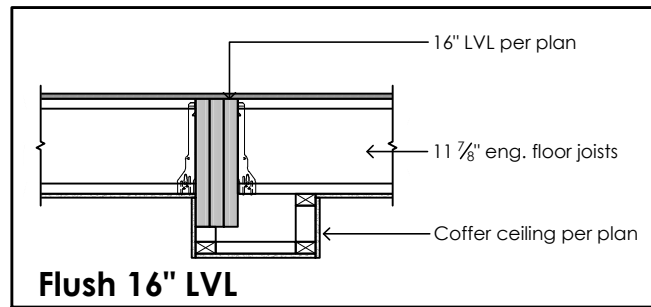
**Mackitecture**  
www.mackitecture.ca  
975A Elgin Street West, Suite 353  
Cobourg, ON K9A 5J3  
Tel: 416-735-8190 Email: info@mackitecture.ca

**Ground Floor Plan  
Elevation 1**

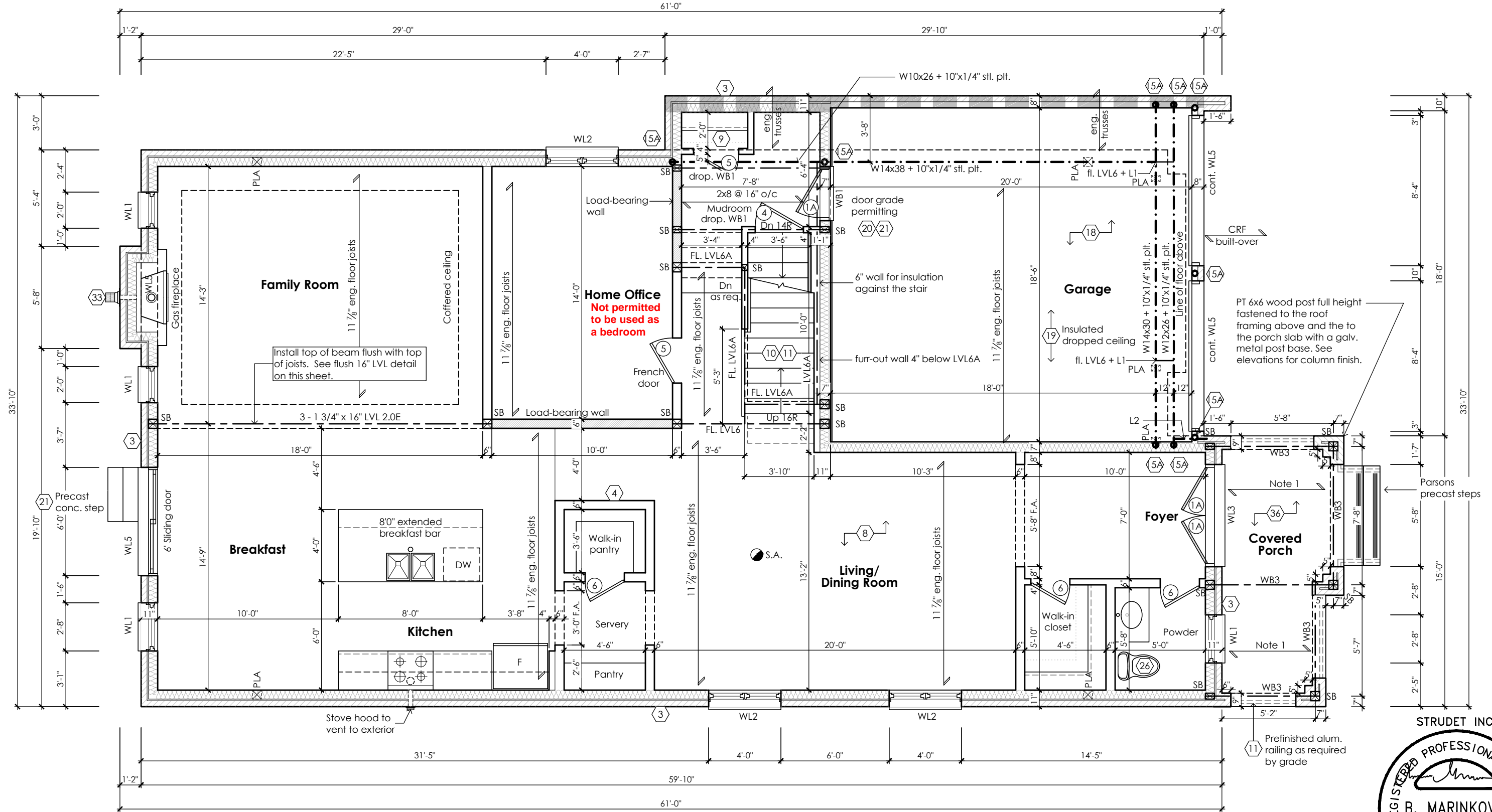
scale <b>3/16" = 1'-0"</b>	by <b>DO</b>	area <b>3357 sq ft</b>	sheet no. <b>2-1</b>
date <b>2023-09-25</b>	type <b>40' Single</b>	project no. <b>22-016</b>	

**Greenpark**  
www.greenparkgroup.ca

project name  
**Trinigroup Developments Inc.**



45 minute fire rated wall assembly



**Ground Floor Plan '2'**

For approved engineered floor joist systems, including beams and their support, reference shall be made to the approved engineered floor layout attached to these drawings. Follow the manufacturers specifications and bearing requirements as stated.

CITY OF RICHMOND HILL  
BUILDING DIVISION

08/21/2024

REVISED

Per: KER

note 1:  
flat roof framing (typ.)  
2"x8" @ 12" o.c. p.t. clg. jst. w/  
2"x4" @ 12" o.c. p.t. diagonally  
cut cross purlins w/ 5/8" exterior  
grade sheathing + single ply  
roof membrane (slope to drain)

STRUDET INC.



FOR STRUCTURE ONLY

**Rose 5**

Compliance Package A1

Contractor shall check all dimensions and elevations before commencing with work and report any discrepancies to the Designer. Prints are not to be scaled.

The undersigned has reviewed and takes responsibility for this design, as well as having the qualifications and requirements mandated by the Ontario Building Code (O.B.C.) to be a Designer.

**Qualification Information**

Jamie Mack 35923  
Name BCIN  
Registration Information **Mackitecture** 103532



**www.mackitecture.ca**

975A Elgin Street West, Suite 353  
Cobourg, ON K9A 5J3  
Tel: 416-735-8190 Email: info@mackitecture.ca

title

**Ground Floor Plan  
Elevation 2**

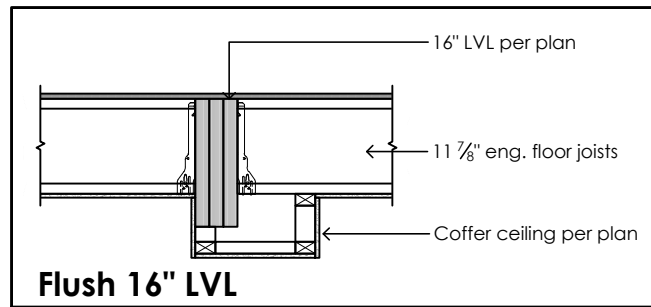
scale	by	area	sheet no.
3/16" = 1'-0"	DO	3337 sq ft	2-2
date	type	project no.	
2023-09-25	40' Single	22-016	



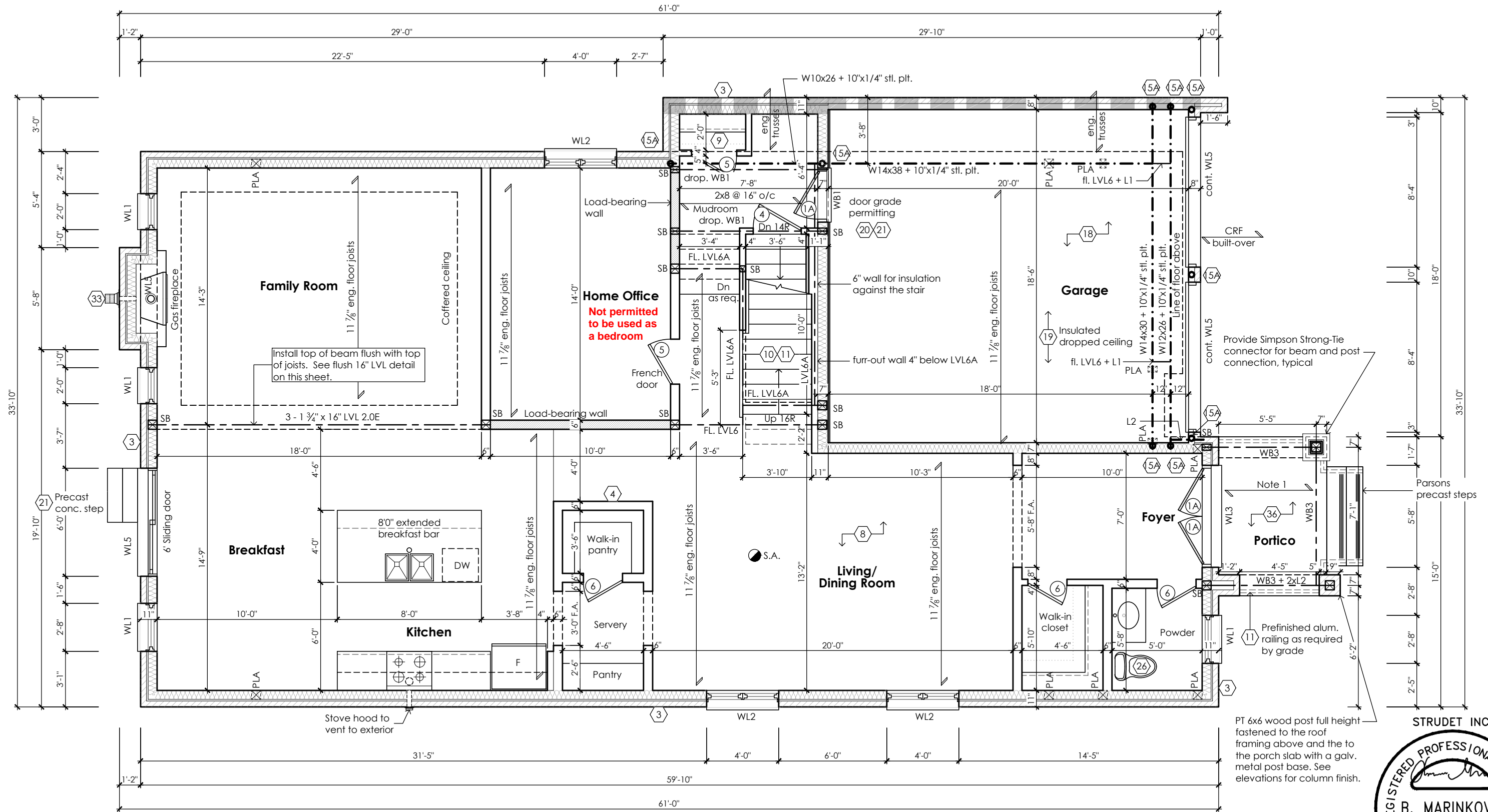
**www.greenparkgroup.ca**

project name  
**Trinigroup Developments Inc.**





45 minute fire rated wall assembly



Ground Floor Plan '3'

For approved engineered floor joist systems, including beams and their support, reference shall be made to the approved engineered floor layout attached to these drawings. Follow the manufacturers specifications and bearing requirements as stated.

CITY OF RICHMOND HILL  
BUILDING DIVISION  
08/21/2024

REVISED  
Per: KER

note 1:  
flat roof framing (typ.)  
2"x8" @ 12" o.c. p.t. clg. jst. w/  
2"x4" @ 12" o.c. p.t. diagonally  
cut cross purlins w/ 5/8" exterior  
grade sheathing + single ply  
roof membrane (slope to drain)

STRUDET INC.  
REGISTERED PROFESSIONAL ENGINEER  
B. MARINKOVIC  
September 26, 2023  
PROFESSIONAL ENGINEER  
OF ONTARIO  
FOR STRUCTURE ONLY

**Rose 5**  
Compliance Package A1

Contractor shall check all dimensions and elevations before commencing with work and report any discrepancies to the Designer. Prints are not to be scaled.

The undersigned has reviewed and takes responsibility for this design, as well as having the qualifications and requirements mandated by the Ontario Building Code (O.B.C.) to be a Designer.

**Qualification Information**

Jamie Mack 35923  
Name BCIN  
Registration Information **Mackitecture** 103532

**Mackitecture**  
www.mackitecture.ca  
975A Elgin Street West, Suite 353  
Cobourg, ON K9A 5J3  
Tel: 416-735-8190 Email: info@mackitecture.ca

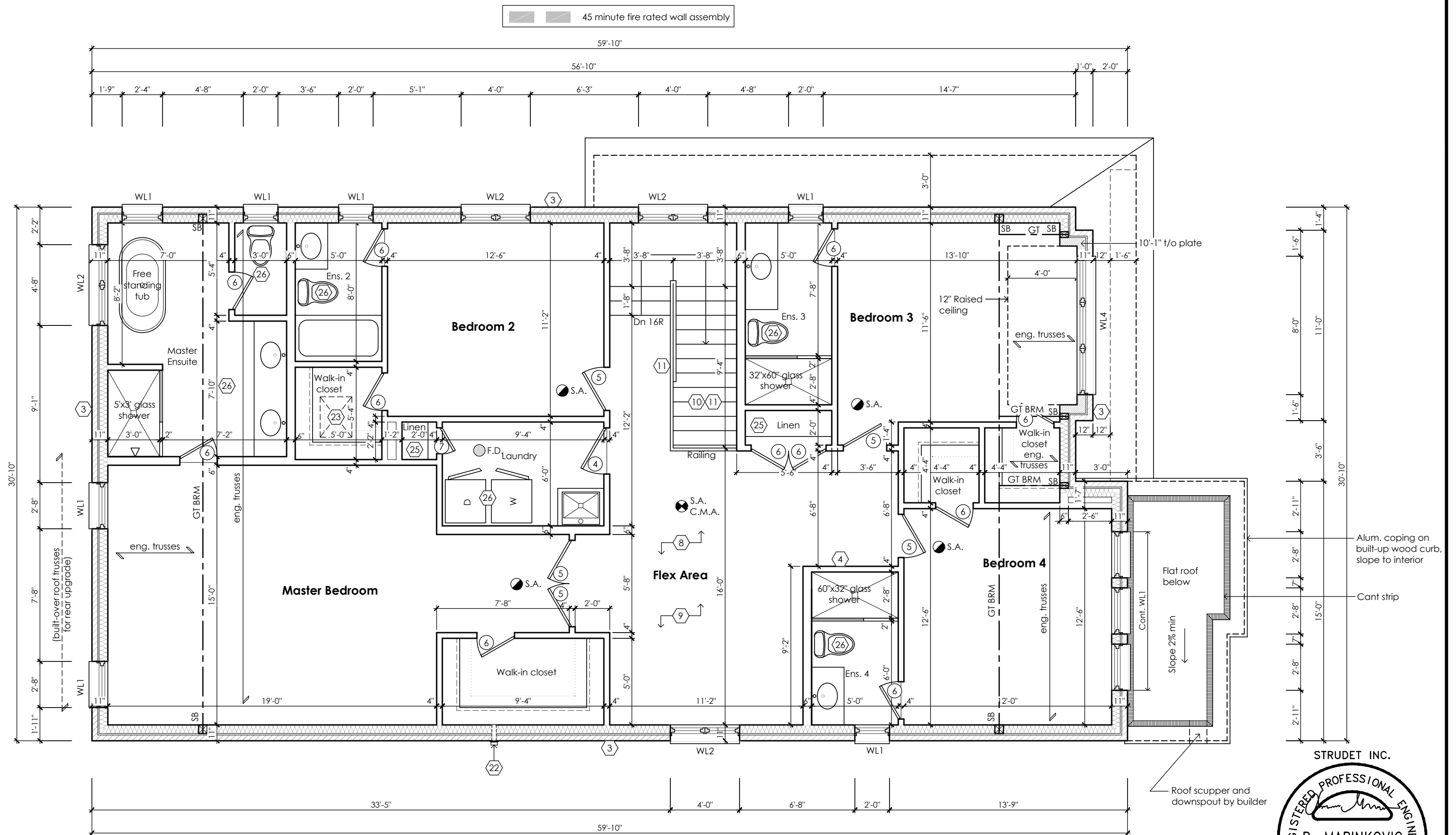
**Ground Floor Plan  
Elevation 3**

scale <b>3/16" = 1'-0"</b>	by <b>DO</b>	area <b>3339 sq ft</b>	sheet no. <b>2-3</b>
date <b>2023-09-25</b>	type <b>40' Single</b>	project no. <b>22-016</b>	

**Greenpark**  
www.greenparkgroup.ca

project name  
**Trinigroup Developments Inc.**





## Second Floor Plan '2'

Glass Areas for Rooms (OBC 9.7.2.3.)  
Room name: Master Bedroom  
Room area: 285.0 sq ft, 26.48 sq m  
Required glass area: 5.0%, 14.2 sq ft (1.32 sq m)  
Provided glass area: 5.83%, 16.6 sq ft (1.54 sq m)  
Summary  
Areas calculated with a frame offset of 2,25"  
1 - 32,00 x 48,00: 8,31 sq ft (0,77 sq m)  
1 - 32,00 x 48,00: 8,31 sq ft (0,77 sq m)

CITY OF RICHMOND HILL  
BUILDING DIVISION  
08/21/2024

REVISED  
Per: KER

STRUDET INC.  
REGISTERED PROFESSIONAL ENGINEER  
B. MARINKOVIC  
September 26, 2023  
PRINCE OF ONTARIO  
FOR STRUCTURE ONLY  
**Rose 5**  
Compliance Package A1

Contractor shall check all dimensions and elevations before commencing with work and report any discrepancies to the Designer. Prints are not to be scaled.

The undersigned has reviewed and takes responsibility for this design, as well as having the qualifications and requirements mandated by the Ontario Building Code (O.B.C.) to be a Designer.

**Qualification Information**

Jamie Mack 35923  
Name BCIN Signature  
Registration Information **Mackitecture** 103532

**www.mackitecture.ca**  
975A Elgin Street West, Suite 353  
Cobourg, ON K9A 5J3  
Tel: 416-735-8190 Email: info@mackitecture.ca

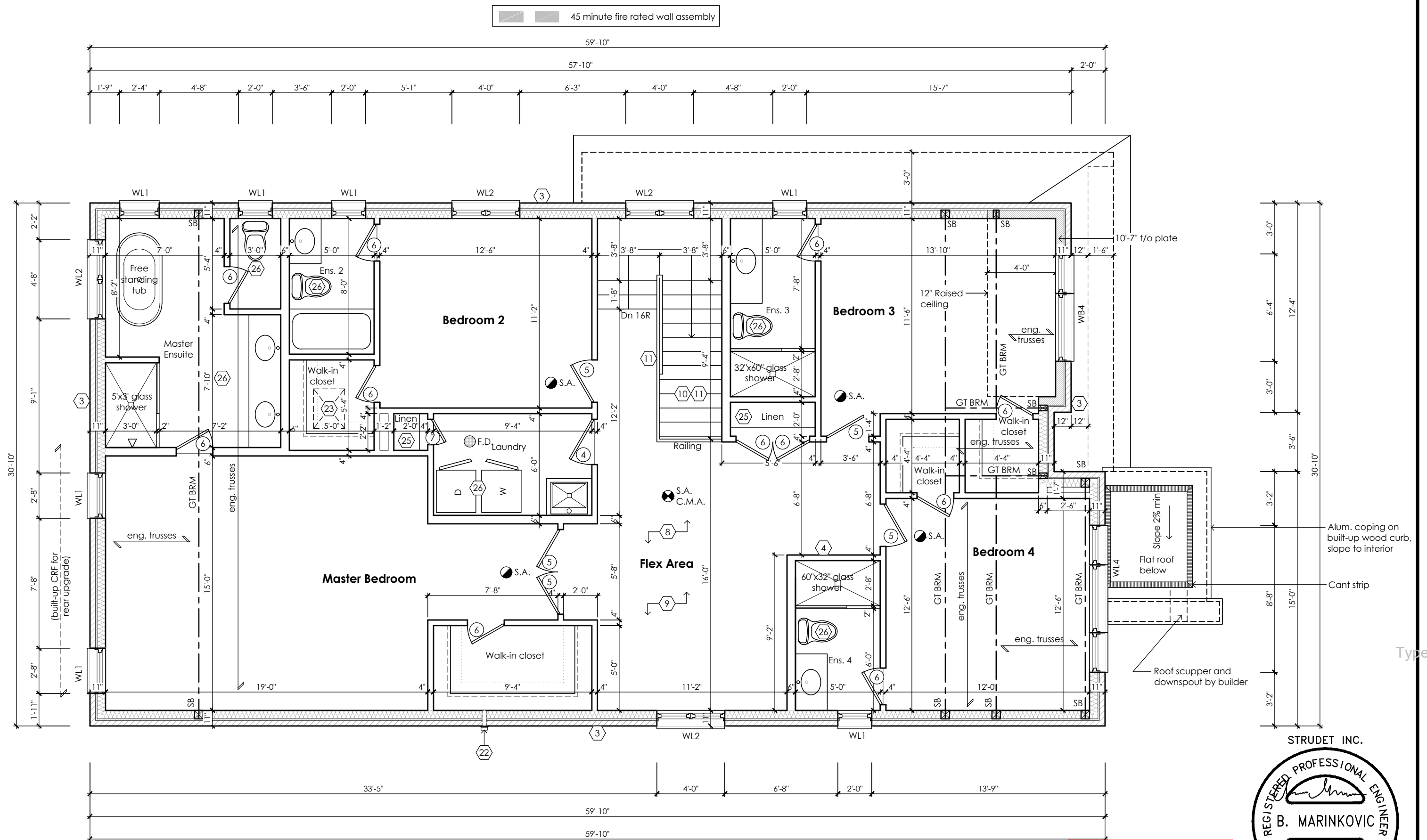
**Second Floor Plan  
Elevation 2**

scale: 3/16" = 1'-0"  
by: DO  
area: 3337 sq ft  
sheet no.: 3-2

date: 2023-09-25  
type: 40' Single  
project no.: 22-016

**Greenpark**  
www.greenparkgroup.ca  
project name: **Trinigroup Developments Inc.**





Second Floor Plan '3'

Glass Areas for Rooms (OBC 9.7.2.3.)  
Room name: Master Bedroom  
Room area: 285.0 sq ft, 26.48 sq m  
Required glass area: 5.0%, 14.2 sq ft (1.32 sq m)  
Provided glass area: 5.83%, 16.6 sq ft (1.54 sq m)  
Summary  
Areas calculated with a frame offset of 2,26"  
1 - 32,00 x 48,00: 8,31 sq ft (0,77 sq m)  
1 - 32,00 x 48,00: 8,31 sq ft (0,77 sq m)

CITY OF RICHMOND HILL  
BUILDING DIVISION  
08/21/2024  
REVISED  
Per: KER

STRUDET INC.  
REGISTERED PROFESSIONAL ENGINEER  
B. MARINKOVIC  
September 26, 2023  
FOR STRUCTURE ONLY  
Rose 5  
Compliance Package A1

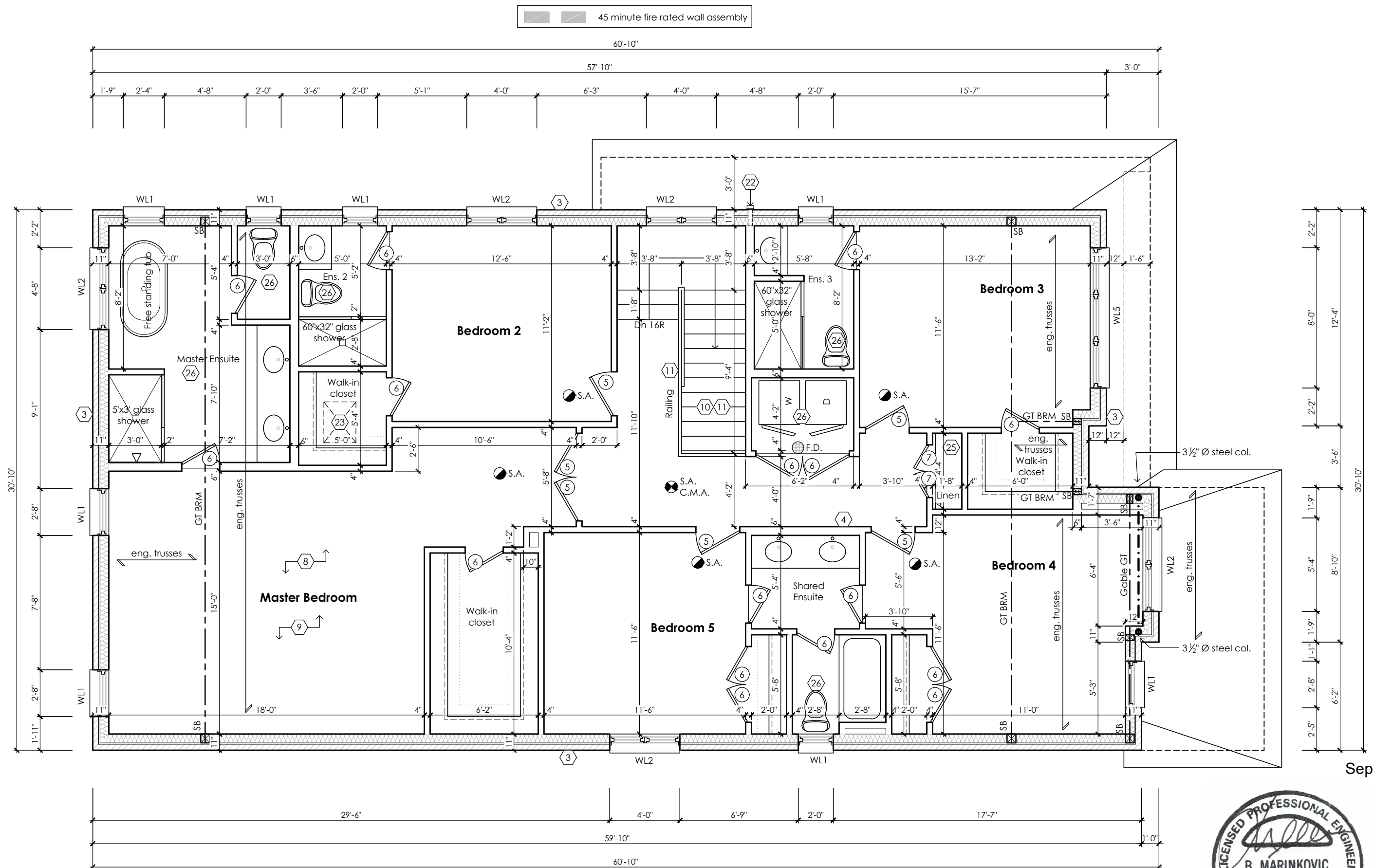
Contractor shall check all dimensions and elevations before commencing with work and report any discrepancies to the Designer. Prints are not to be scaled.

The undersigned has reviewed and takes responsibility for this design, as well as having the qualifications and requirements mandated by the Ontario Building Code (O.B.C.) to be a Designer.  
**Qualification Information**  
Jamie Mack 35923  
Name BCIN  
Registration Information Mackitecture 103532

**Mackitecture**  
www.mackitecture.ca  
975A Elgin Street West, Suite 353  
Cobourg, ON K9A 5J3  
Tel: 416-735-8190 Email: info@mackitecture.ca

**Second Floor Plan  
Elevation 3**  
scale 3/16" = 1'-0"  
date 2023-09-25  
by DO  
type 40' Single  
area 3339 sq ft  
project no. 22-016  
sheet no. 3-3

**Greenpark**  
www.greenparkgroup.ca  
project name  
Trinigroup Developments Inc.



**Second Floor Plan '1'  
with Optional 5 Bedroom**

Glass Areas for Rooms (OBC 9.7.2.3.)  
Room name: Master Bedroom  
Room area: 270.0 sq ft, 25.08 sq m  
Required glass area: 5.0%, 13.5 sq ft (1.25 sq m)  
Provided glass area: 6.15%, 16.6 sq ft (1.54 sq m)  
Summary  
Areas calculated with a frame offset of 2.25"  
1 - 32.00 x 48.00: 8.31 sq ft (0.77 sq m)  
1 - 32.00 x 48.00: 8.31 sq ft (0.77 sq m)

CITY OF RICHMOND HILL  
BUILDING DIVISION  
08/21/2024

REVISED  
Per: KER

STRUDET INC  
FOR STRUCTURAL ONLY



**Rose 5**  
Compliance Package A1

Contractor shall check all dimensions and elevations before commencing with work and report any discrepancies to the Designer. Prints are not to be scaled.

The undersigned has reviewed and takes responsibility for this design, as well as having the qualifications and requirements mandated by the Ontario Building Code (O.B.C.) to be a Designer.

**Qualification Information**

Jamie Mack 35923  
Name BCIN Signature  
Registration Information **Mackitecture** 103532



**www.mackitecture.ca**

975A Elgin Street West, Suite 353  
Cobourg, ON K9A 5J3  
Tel: 416-735-8190 Email: info@mackitecture.ca

**Second Floor Plan, Optional 5 Bedroom  
Elevation 1**

scale <b>3/16" = 1'-0"</b>	by <b>DO</b>	area <b>3357 sq ft</b>	sheet no. <b>3-1A</b>
date <b>2023-09-25</b>	type <b>40' Single</b>	project no. <b>22-016</b>	

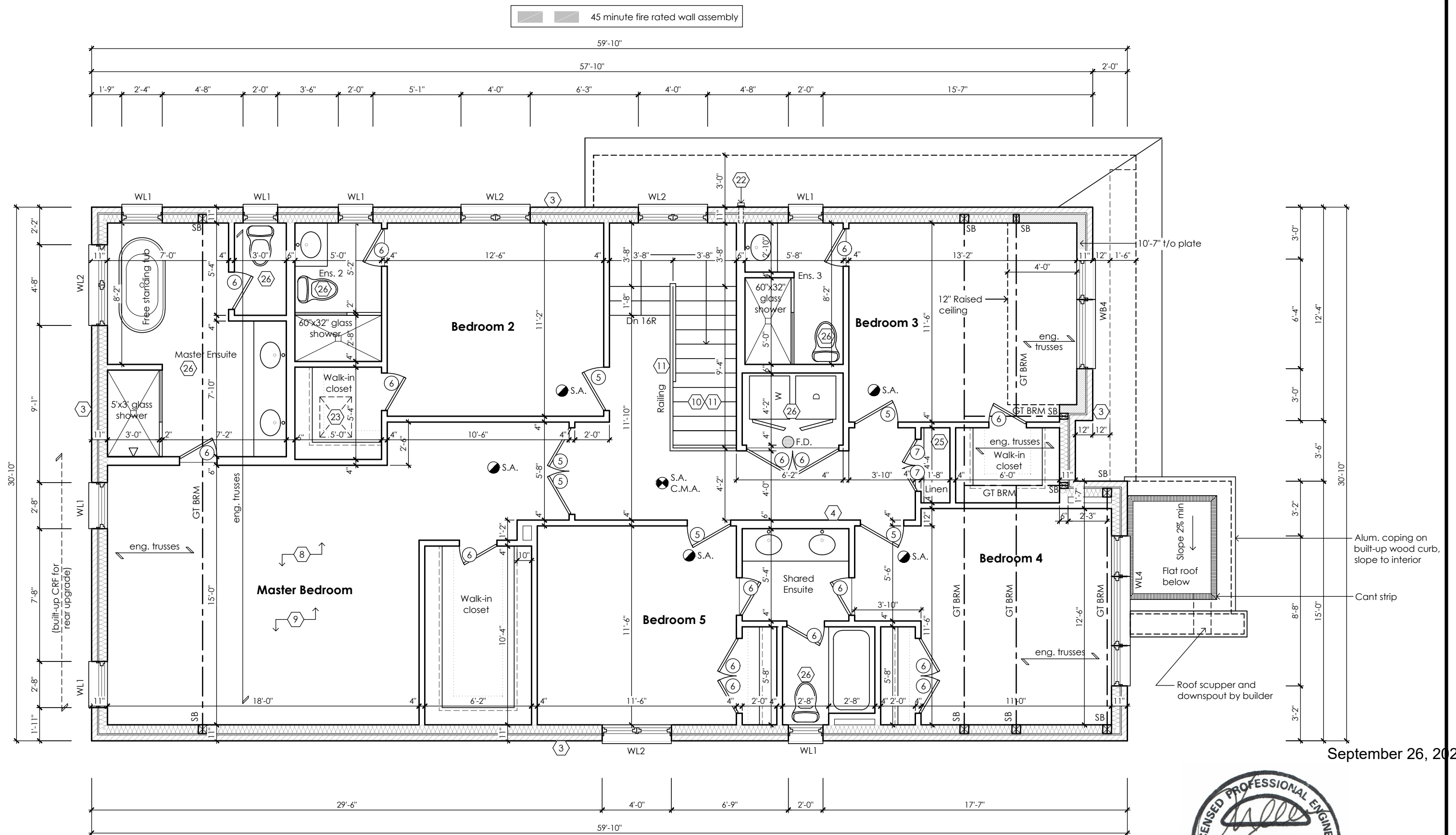


**www.greenparkgroup.ca**

project name  
**Trinigroup Developments Inc.**







Second Floor Plan '3'  
with Optional 5 Bedroom

Glass Areas for Rooms (OBC 9.7.2.3.)  
Room name: Master Bedroom  
Room area: 270.0 sq ft, 25.08 sq m  
Required glass area: 5.0%, 13.5 sq ft (1.25 sq m)  
Provided glass area: 6.15%, 16.6 sq ft (1.54 sq m)  
Summary  
Areas calculated with a frame offset of 2.25"  
1 - 32.00 x 48.00: 8.31 sq ft (0.77 sq m)  
1 - 32.00 x 48.00: 8.31 sq ft (0.77 sq m)

CITY OF RICHMOND HILL  
BUILDING DIVISION  
08/21/2024  
REVISED  
Per: KER



STRUDET INC  
FOR STRUCTURAL ONLY  
Rose 5  
Compliance Package A1

Contractor shall check all dimensions and elevations before commencing with work and report any discrepancies to the Designer. Prints are not to be scaled.

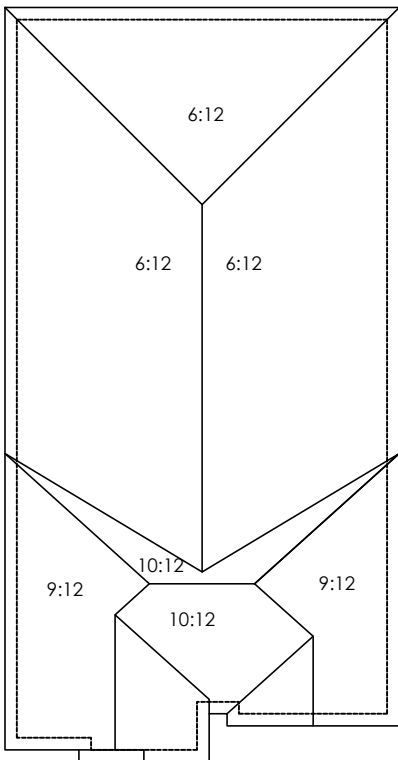
The undersigned has reviewed and takes responsibility for this design, as well as having the qualifications and requirements mandated by the Ontario Building Code (O.B.C.) to be a Designer.  
**Qualification Information**  
Jamie Mack 35923  
Name BCIN  
Registration Information Mackitecture 103532

www.mackitecture.ca  
975A Elgin Street West, Suite 353  
Cobourg, ON K9A 5J3  
Tel: 416-735-8190 Email: info@mackitecture.ca

Second Floor Plan, Optional 5 Bedroom  
Elevation 3  
scale 3/16" = 1'-0"  
by DO  
area 3339 sq ft  
date 2023-09-25  
type 40' Single  
project no. 22-016  
sheet no. 3-3A

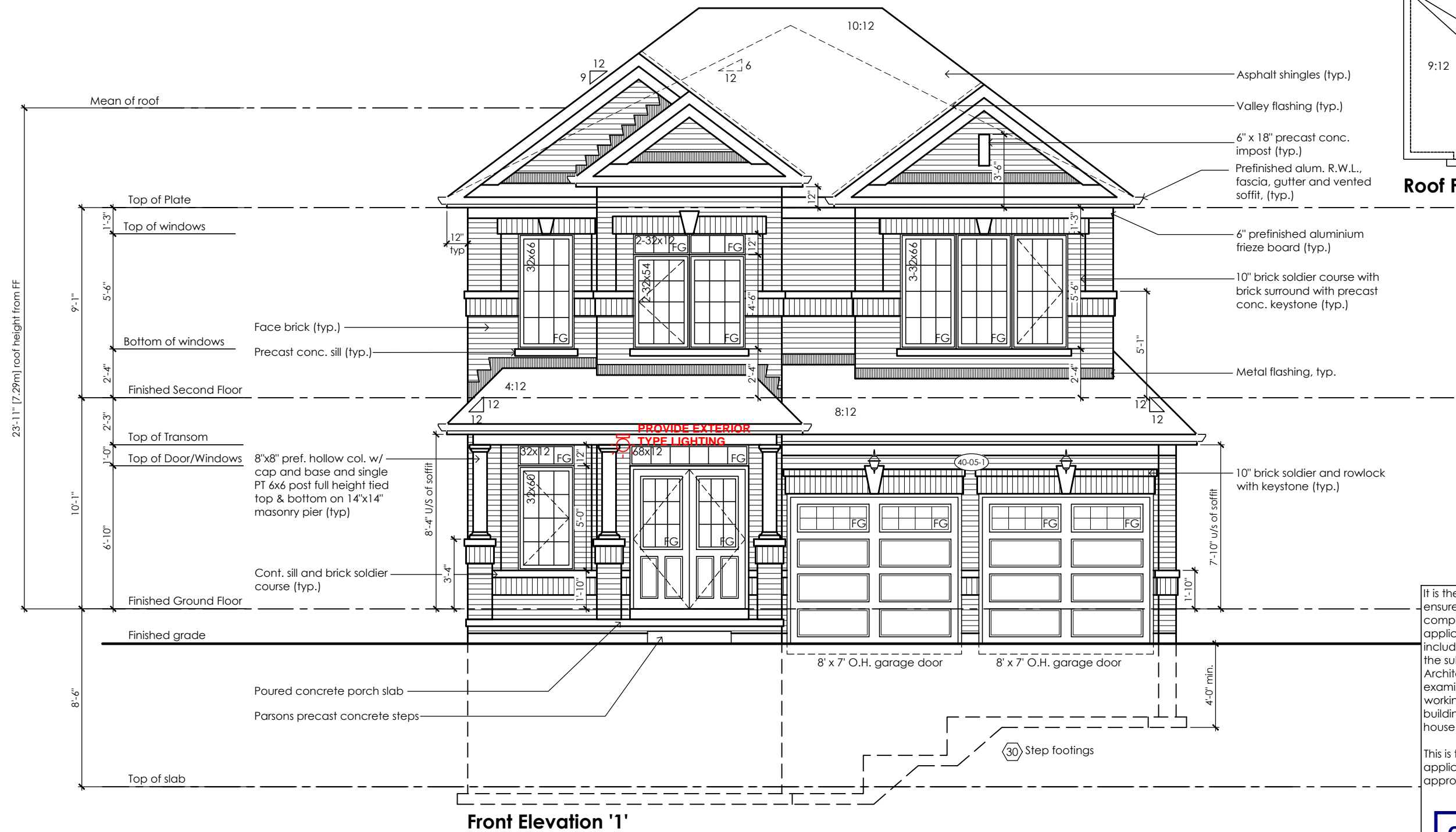
www.greenparkgroup.ca  
project name  
Trinigroup Developments Inc.

Attic ventilation min. 1 square foot /  
300 square foot of ceiling area.  
Locate 50% of ventilation near ridge.



Roof Plan '1'

Refer to approved truss  
drawings for roof framing layout  
and specifications for correct  
bearing, uplift and anchorage.



It is the builder's complete responsibility to ensure that all plans submitted for approval fully comply with the Architectural Guidelines and all applicable regulations and requirements including zoning provisions and any provisions in the subdivision agreement. The Control Architect is not responsible in any way for examining or approving site (lotting) plans or working drawings with respect to any zoning or building code or permit matter or that any house can be properly built or located on its lot.

This is to certify that these plans comply with the applicable Architectural Design Guidelines approved by the City of Richmond Hill.

City of Richmond Hill  
Design Review

☐ Preliminary ☒ Final

10 Aug 2024 By: James Paulidis

CITY OF RICHMOND HILL  
BUILDING DIVISION

08/21/2024

REVISED  
Per: KER

Rose 5

Compliance Package A1

Greenpark

www.greenparkgroup.ca

project name

Trinigroup Developments Inc.

The undersigned has reviewed and takes responsibility for this design, as well as having the qualifications and requirements mandated by the Ontario Building Code (O.B.C.) to be a Designer.

Qualification Information

Jamie Mack 35923  
Name BCIN Signature  
Registration Information Mackitecture 103532



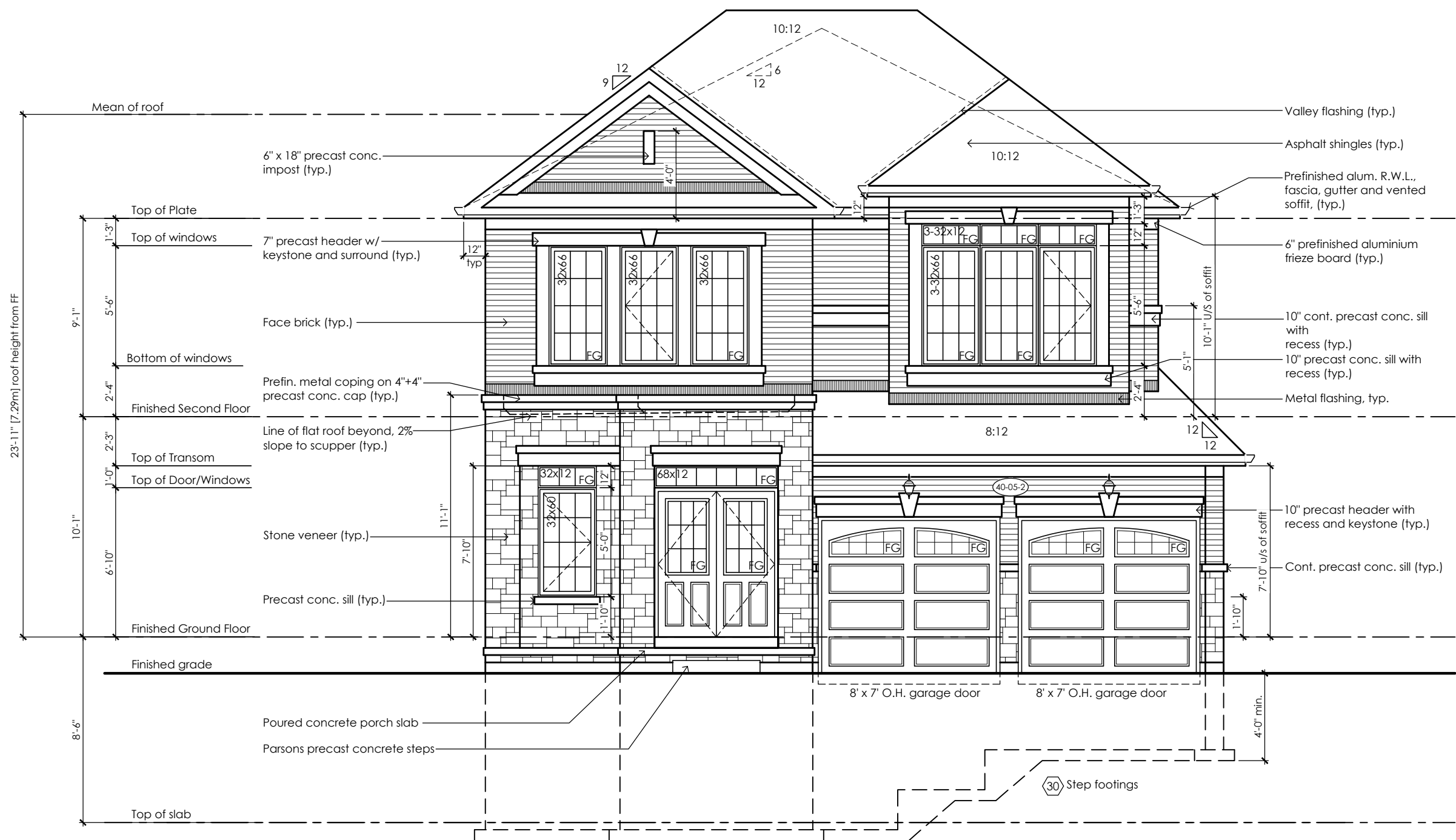
www.mackitecture.ca

975A Elgin Street West, Suite 353  
Cobourg, ON K9A 5J3  
Tel: 416-735-8190 Email: info@mackitecture.ca

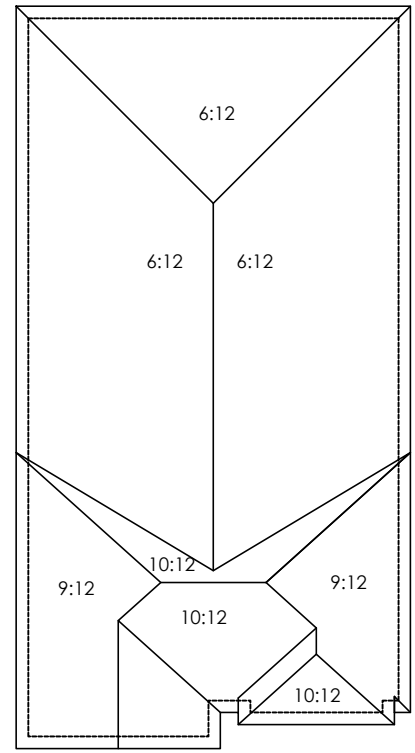
Front Elevation  
Elevation 1

scale	by	area	sheet no.
3/16" = 1'-0"	DO	3357 sq ft	4-1
date	type	project no.	
2023-09-25	40' Single	22-016	

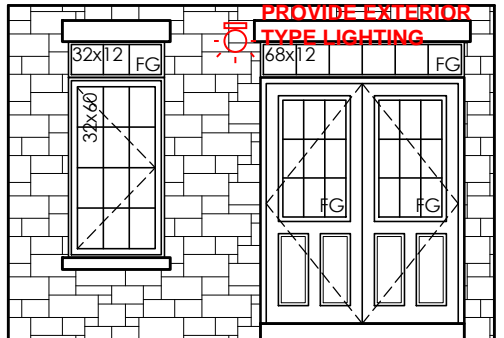
Contractor shall check all dimensions and elevations before commencing with work and report any discrepancies to the Designer. Prints are not to be scaled.



Refer to approved truss drawings for roof framing layout and specifications for correct bearing, uplift and anchorage.



Roof Plan '2'



Inside Portico Elev. '2'

It is the builder's complete responsibility to ensure that all plans submitted for approval fully comply with the Architectural Guidelines and all applicable regulations and requirements including zoning provisions and any provisions in the subdivision agreement. The Control Architect is not responsible in any way for examining or approving site (lotting) plans or working drawings with respect to any zoning or building code or permit matter or that any house can be properly built or located on its lot.

This is to certify that these plans comply with the applicable Architectural Design Guidelines approved by the City of Richmond Hill.

City of Richmond Hill  
Design Review

☐ Preliminary ☒ Final

10 Aug 2024 By: James Paulidis

CITY OF RICHMOND HILL  
BUILDING DIVISION  
08/21/2024  
REVISED  
Per: KER

Rose 5  
Compliance Package A1

Greenpark  
www.greenparkgroup.ca

Trinigroup Developments Inc.

The undersigned has reviewed and takes responsibility for this design, as well as having the qualifications and requirements mandated by the Ontario Building Code (O.B.C.) to be a Designer.

Qualification Information

Jamie Mack 35923  
Name BCIN  
Registration Information Mackitecture 103532



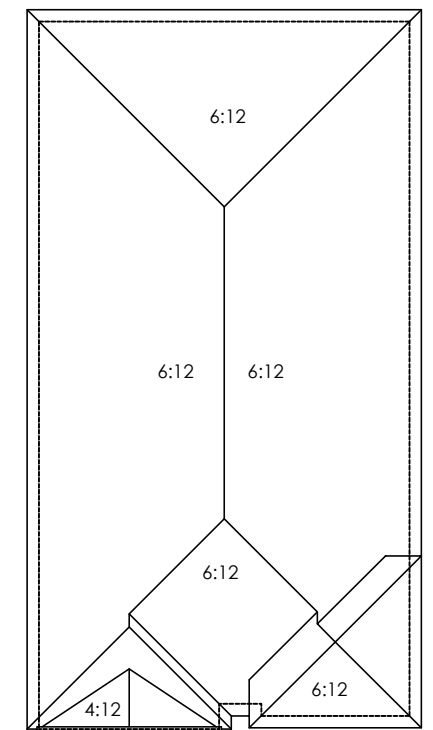
www.mackitecture.ca  
975A Elgin Street West, Suite 353  
Cobourg, ON K9A 5J3  
Tel: 416-735-8190 Email: info@mackitecture.ca

Front Elevation  
Elevation 2

scale	by	area	sheet no.
3/16" = 1'-0"	DO	3337 sq ft	4-2
date	type	project no.	
2023-09-25	40' Single	22-016	

Contractor shall check all dimensions and elevations before commencing with work and report any discrepancies to the Designer. Prints are not to be scaled.





Refer to approved truss drawings for roof framing layout and specifications for correct bearing, uplift and anchorage.

This is to certify that these plans comply with the applicable Architectural Design Guidelines approved by the City of Richmond Hill.

10 Aug 2024 By: James Paulidis

Drawing created with MacKitecture v.1.0.0 (build 2657), File P:\2022\22-016-GREENPARK-TRINIGROUP-RICHMOND HILL\WORKING\22-016-ROSE 5-WD-V1.DWG plotted on 2023-09-25 at 1:30:15 PM by JMACK

Glazed Openings Calculation (OBC 9.10.15.4.)  
Limiting distance: 3'-11" (1.20m)  
Wall area: 1267.4 sq ft (117.74 sq m)  
Permitted glazed openings: 7.0%, 88.7 sq ft (8.24 sq m)  
Provided glazed openings: 4.2%, 56.3 sq ft (4.97 sq m)  
Summary  
Areas calculated with a frame offset of 2.25"  
2 - 15.00 x 16.00: 1.68 sq ft (0.16 sq m)  
2 - 15.00 x 16.00: 1.68 sq ft (0.16 sq m)  
1 - 24.00 x 42.00: 5.08 sq ft (0.47 sq m)  
2 - 24.00 x 48.00: 11.78 sq ft (1.09 sq m)  
2 - 24.00 x 66.00: 16.66 sq ft (1.55 sq m)  
2 - 24.00 x 66.00: 16.66 sq ft (1.55 sq m)

It is the builder's complete responsibility to ensure that all plans submitted for approval fully comply with the Architectural Guidelines and all applicable regulations and requirements including zoning provisions and any provisions in the subdivision agreement. The Control Architect is not responsible in any way for examining or approving site (lotting) plans or working drawings with respect to any zoning or building code or permit matter or that any house can be properly built or located on its lot.

This is to certify that these plans comply with the applicable Architectural Design Guidelines approved by the City of Richmond Hill.

City of Richmond Hill  
Design Review

☐ Preliminary ☒ Final

10 Aug 2024 By: James Pavlidis



Left Side Elevation '1'

No unprotected openings permitted within 1.2 metres of the lot line as per 9.10.14 of the Ontario Building Code.

CITY OF RICHMOND HILL  
BUILDING DIVISION

08/21/2024

REVISED

Per: KER

Rose 5

Compliance Package A1

Contractor shall check all dimensions and elevations before commencing with work and report any discrepancies to the Designer. Prints are not to be scaled.

The undersigned has reviewed and takes responsibility for this design, as well as having the qualifications and requirements mandated by the Ontario Building Code (O.B.C.) to be a Designer.

**Qualification Information**

Jamie Mack 35923  
Name BCIN Signature  
Registration Information **Mackitecture** 103532

**www.mackitecture.ca**  
975A Elgin Street West, Suite 353  
Cobourg, ON K9A 5J3  
Tel: 416-735-8190 Email: info@mackitecture.ca

Left Side Elevation Elevation 1			
scale 3/16" = 1'-0"	by DO	area 3357 sq ft	sheet no. 5-1
date 2023-09-25	type 40' Single	project no. 22-016	

**Greenpark**

www.greenparkgroup.ca

project name  
**Trinigroup Developments Inc.**

Glazed Openings Calculation (OBC 9.10.15.4.)  
Limiting distance: 3'-11" (1.20m)  
Wall area: 1245.0 sq ft (115.66 sq m)  
Permitted glazed openings: 7.0%, 87.1 sq ft (8.10 sq m)  
Provided glazed openings: 4.3%, 53.5 sq ft (4.97 sq m)  
Summary  
Areas calculated with a frame offset of 2.25"  
2 - 15.00 x 16.00: 1.68 sq ft (0.16 sq m)  
2 - 15.00 x 16.00: 1.68 sq ft (0.16 sq m)  
1 - 24.00 x 42.07: 5.09 sq ft (0.47 sq m)  
2 - 24.00 x 48.00: 11.78 sq ft (1.09 sq m)  
2 - 24.00 x 66.00: 16.66 sq ft (1.55 sq m)  
2 - 24.00 x 66.00: 16.66 sq ft (1.55 sq m)

Refer to  
sheet no. 5-1

It is the builder's complete responsibility to ensure that all plans submitted for approval fully comply with the Architectural Guidelines and all applicable regulations and requirements including zoning provisions and any provisions in the subdivision agreement. The Control Architect is not responsible in any way for examining or approving site (lotting) plans or working drawings with respect to any zoning or building code or permit matter or that any house can be properly built or located on its lot.

This is to certify that these plans comply with the applicable Architectural Design Guidelines approved by the City of Richmond Hill.

City of Richmond Hill  
Design Review

☐ Preliminary ☒ Final

10 Aug 2024 By: James Paulidis



Left Side Elevation '2'

No unprotected openings permitted within 1.2 metres of the lot line as per 9.10.14 of the Ontario Building Code.

CITY OF RICHMOND HILL  
BUILDING DIVISION  
08/21/2024  
REVISED  
Per: KER

Rose 5

Compliance Package A1

	<div>The undersigned has reviewed and takes responsibility for this design, as well as having the qualifications and requirements mandated by the Ontario Building Code (O.B.C.) to be a Designer.</div> <div>Qualification Information</div> <div><div>Jamie Mack35923</div><div>NameBCINSignature</div><div>Registration InformationMackitecture103532</div></div>	<div><div>www.mackitecture.ca</div><div>975A Elgin Street West, Suite 353 Cobourg, ON K9A 5J3 Tel: 416-735-8190 Email: info@mackitecture.ca</div></div>	<div><div>title</div><div>Left Side Elevation Elevation 2</div></div> <div><div><div>scale3/16" = 1'-0"</div><div>byDO</div><div>area3337 sq ft</div><div>date2023-09-25</div><div>type40' Single</div><div>project no.22-016</div></div><div>sheet no. 5-2</div></div>	<div><div>www.greenparkgroup.ca</div></div> <div>project name Trinigroup Developments Inc.</div>
Contractor shall check all dimensions and elevations before commencing with work and report any discrepancies to the Designer. Prints are not to be scaled.				



Glazed Openings Calculation (OBC 9.10.15.4.)  
Limiting distance: 3'-11" (1.20m)  
Wall area: 1245.0 sq ft (115.66 sq m)  
Permitted glazed openings: 7.0%, 87.1 sq ft (8.10 sq m)  
Provided glazed openings: 4.3%, 53.5 sq ft (4.97 sq m)  
Summary  
Areas calculated with a frame offset of 2,25"  
2 - 15,00 x 16,00: 1,68 sq ft (0,16 sq m)  
2 - 15,00 x 16,00: 1,68 sq ft (0,16 sq m)  
1 - 24,00 x 42,07: 5,09 sq ft (0,47 sq m)  
2 - 24,00 x 48,00: 11,78 sq ft (1,09 sq m)  
2 - 24,00 x 66,00: 16,66 sq ft (1,55 sq m)  
2 - 24,00 x 66,00: 16,66 sq ft (1,55 sq m)

Refer to  
sheet no. 5-1

It is the builder's complete responsibility to ensure that all plans submitted for approval fully comply with the Architectural Guidelines and all applicable regulations and requirements including zoning provisions and any provisions in the subdivision agreement. The Control Architect is not responsible in any way for examining or approving site (lotting) plans or working drawings with respect to any zoning or building code or permit matter or that any house can be properly built or located on its lot.

This is to certify that these plans comply with the applicable Architectural Design Guidelines approved by the City of Richmond Hill.

City of Richmond Hill  
Design Review

☐ Preliminary ☒ Final

10 Aug 2024 By: James Pavlidis



Left Side Elevation '3'

No unprotected openings permitted within 1.2 metres of the lot line as per 9.10.14 of the Ontario Building Code.

CITY OF RICHMOND HILL  
BUILDING DIVISION

08/21/2024

REVISED  
Per: KER

Rose 5

Compliance Package A1

Contractor shall check all dimensions and elevations before commencing with work and report any discrepancies to the Designer. Prints are not to be scaled.

The undersigned has reviewed and takes responsibility for this design, as well as having the qualifications and requirements mandated by the Ontario Building Code (O.B.C.) to be a Designer.

**Qualification Information**

Jamie Mack 35923  
Name BCIN Signature  
Registration Information Mackitecture 103532



www.mackitecture.ca  
975A Elgin Street West, Suite 353  
Cobourg, ON K9A 5J3  
Tel: 416-735-8190 Email: info@mackitecture.ca

Left Side Elevation Elevation 3			
scale 3/16" = 1'-0"	by DO	area 3339 sq ft	sheet no. 5-3
date 2023-09-25	type 40' Single	project no. 22-016	



www.greenparkgroup.ca

project name  
Trinigroup Developments Inc.

Glazed Openings Calculation (OBC 9.10.15.4.)  
Limiting distance: 3'-11" (1.20m)  
Wall area: 1267.4 sq ft (117.74 sq m)  
Permitted glazed openings: 7.0%, 88.7 sq ft (8.24 sq m)  
Provided glazed openings: 4.2%, 53.5 sq ft (4.97 sq m)  
Summary  
Areas calculated with a frame offset of 2.25"  
2 - 15,00 x 16,00: 1,68 sq ft (0,16 sq m)  
2 - 15,00 x 16,00: 1,68 sq ft (0,16 sq m)  
1 - 24,00 x 42,00: 5,08 sq ft (0,47 sq m)  
2 - 24,00 x 48,00: 11,78 sq ft (1,09 sq m)  
2 - 24,00 x 66,00: 16,66 sq ft (1,55 sq m)  
2 - 24,00 x 66,00: 16,66 sq ft (1,55 sq m)

Refer to  
sheet no. 5-1

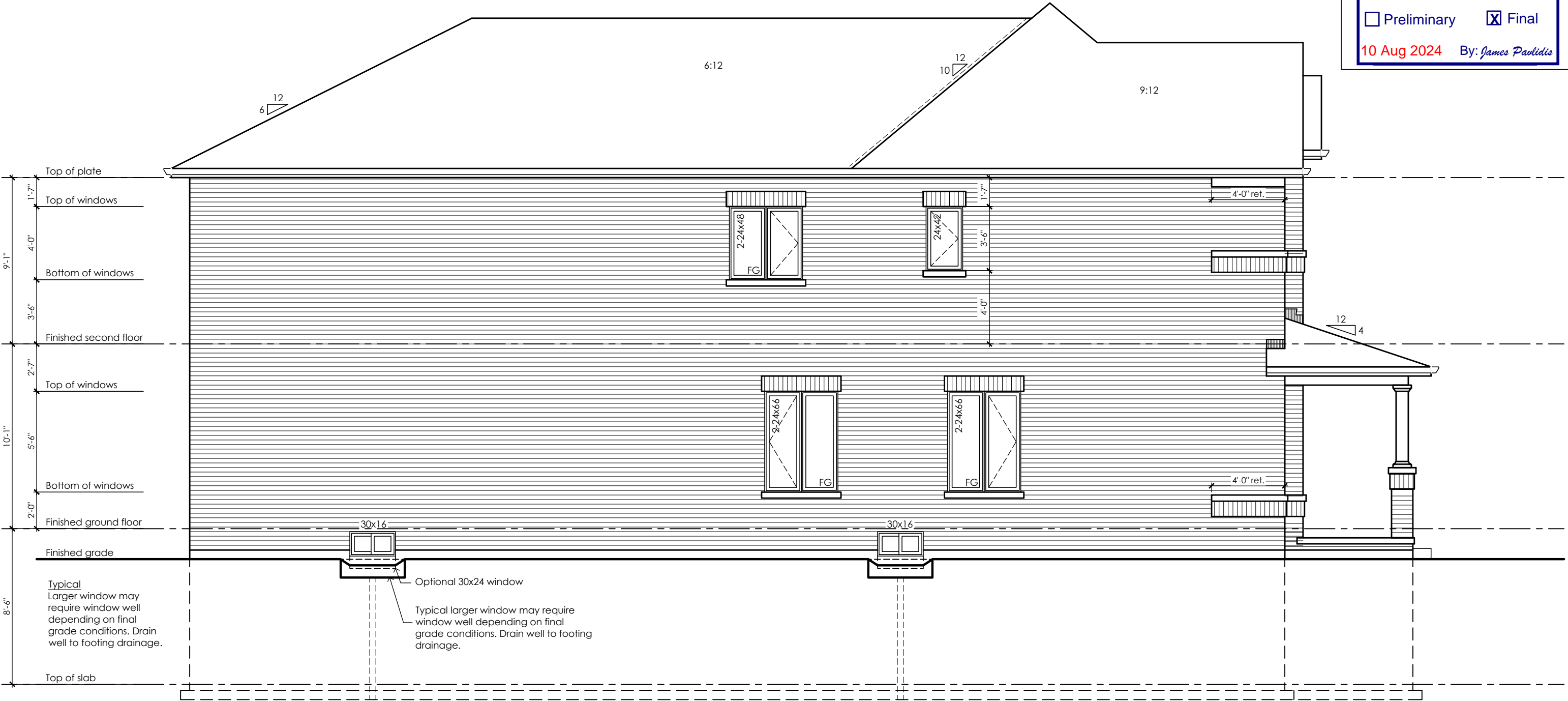
It is the builder's complete responsibility to ensure that all plans submitted for approval fully comply with the Architectural Guidelines and all applicable regulations and requirements including zoning provisions and any provisions in the subdivision agreement. The Control Architect is not responsible in any way for examining or approving site (lotting) plans or working drawings with respect to any zoning or building code or permit matter or that any house can be properly built or located on its lot.

This is to certify that these plans comply with the applicable Architectural Design Guidelines approved by the City of Richmond Hill.

City of Richmond Hill  
Design Review

☐ Preliminary ☒ Final

10 Aug 2024 By: James Paulidis



Left Side Elevation '1'  
with Optional 5 Bedroom Plan

No unprotected openings permitted within 1.2 metres of the lot line as per 9.10.14 of the Ontario Building Code.

CITY OF RICHMOND HILL  
BUILDING DIVISION

08/21/2024

REVISED  
Per: KER

Rose 5

Compliance Package A1

Contractor shall check all dimensions and elevations before commencing with work and report any discrepancies to the Designer. Prints are not to be scaled.		The undersigned has reviewed and takes responsibility for this design, as well as having the qualifications and requirements mandated by the Ontario Building Code (O.B.C.) to be a Designer. <b>Qualification Information</b> Jamie Mack 35923 Name BCIN Registration Information Mackitecture 103532		 <b>www.mackitecture.ca</b> 975A Elgin Street West, Suite 353 Cobourg, ON K9A 5J3 Tel: 416-735-8190 Email: info@mackitecture.ca		<b>Left Side Elevation, Optional 5 Bedroom Elevation 1</b> scale 3/16" = 1'-0" by DO area 3215 sq ft sheet no. 5-1A date 2023-09-25 type 40' Single project no. 22-012		 <b>www.greenparkgroup.ca</b> project name Zadorra Estates Inc.	
---	--	--	--	--	--	--	--	--	--

Glazed Openings Calculation (OBC 9.10.15.4.)  
Limiting distance: 3'-11" (1.20m)  
Wall area: 1267.4 sq ft (117.74 sq m)  
Permitted glazed openings: 7.0%, 88.7 sq ft (8.24 sq m)  
Provided glazed openings: 4.2%, 53.5 sq ft (4.97 sq m)  
Summary  
Areas calculated with a frame offset of 2,25"  
2 - 15,00 x 16,00: 1,68 sq ft (0,16 sq m)  
2 - 15,00 x 16,00: 1,68 sq ft (0,16 sq m)  
1 - 24,00 x 42,00: 6,08 sq ft (0,47 sq m)  
2 - 24,00 x 48,00: 11,78 sq ft (1,09 sq m)  
2 - 24,00 x 66,00: 16,66 sq ft (1,55 sq m)  
2 - 24,00 x 66,00: 16,66 sq ft (1,55 sq m)

Refer to  
sheet no. 5-1

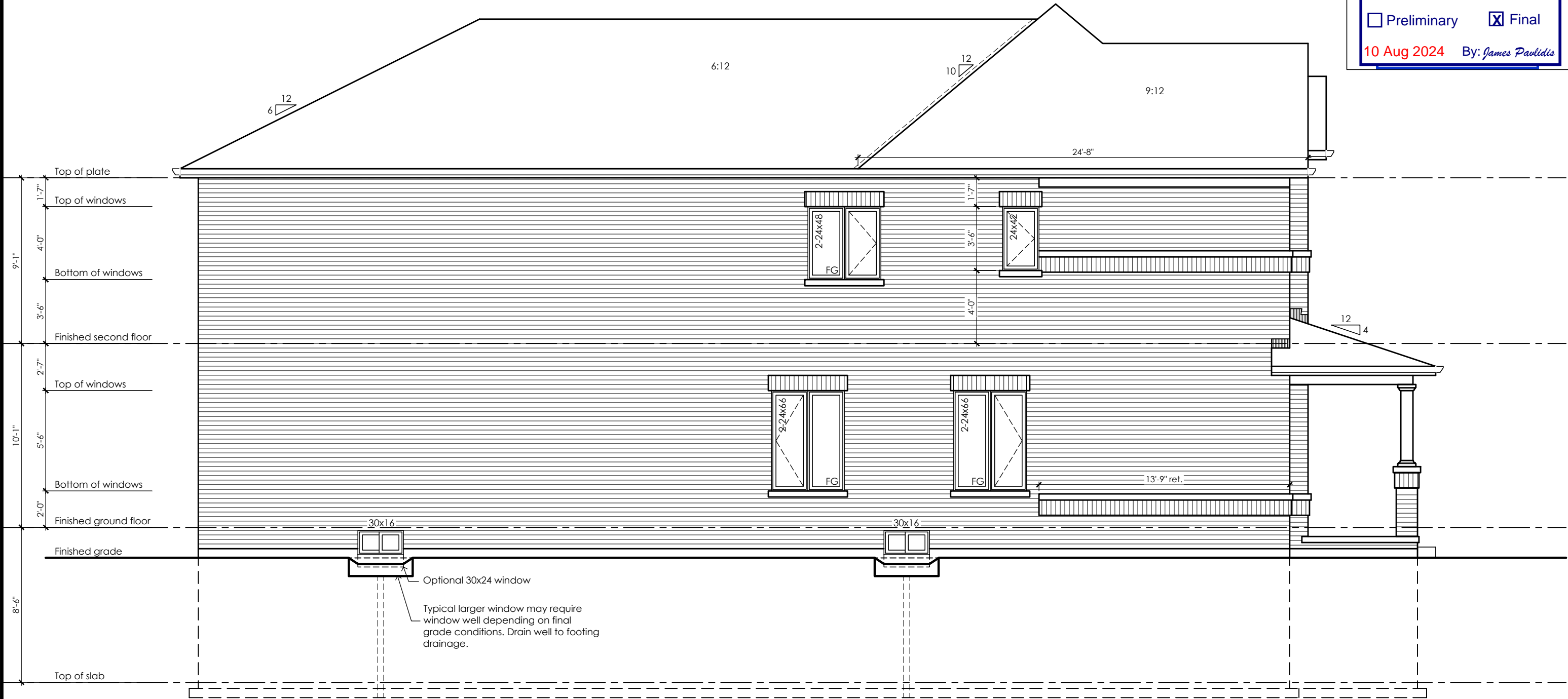
It is the builder's complete responsibility to ensure that all plans submitted for approval fully comply with the Architectural Guidelines and all applicable regulations and requirements including zoning provisions and any provisions in the subdivision agreement. The Control Architect is not responsible in any way for examining or approving site (lotting) plans or working drawings with respect to any zoning or building code or permit matter or that any house can be properly built or located on its lot.

This is to certify that these plans comply with the applicable Architectural Design Guidelines approved by the City of Richmond Hill.

City of Richmond Hill  
Design Review

☐ Preliminary ☒ Final

10 Aug 2024 By: James Paulidis



Left Side Elevation '1'  
Lot 18

No unprotected openings permitted within 1.2 metres of the lot line as per 9.10.14 of the Ontario Building Code.

CITY OF RICHMOND HILL  
BUILDING DIVISION

08/21/2024

REVISED  
Per: KER

Rose 5

Compliance Package A1

Contractor shall check all dimensions and elevations before commencing with work and report any discrepancies to the Designer. Prints are not to be scaled.

The undersigned has reviewed and takes responsibility for this design, as well as having the qualifications and requirements mandated by the Ontario Building Code (O.B.C.) to be a Designer.

**Qualification Information**

Jamie Mack 35923  
Name BCIN Signature

Registration Information **Mackitecture** 103532

**www.mackitecture.ca**  
975A Elgin Street West, Suite 353  
Cobourg, ON K9A 5J3  
Tel: 416-735-8190 Email: info@mackitecture.ca

**Left Side Elevation  
Elevation 1 - Lot 18**

scale <b>3/16" = 1'-0"</b>	by <b>DO</b>	area <b>3357 sq ft</b>	sheet no. <b>5-1A</b>
date <b>2024-03-19</b>	type <b>40' Single</b>	project no. <b>22-016</b>	

**Greenpark**

[www.greenparkgroup.ca](http://www.greenparkgroup.ca)

project name  
**Trinigroup Developments Inc.**



Glazed Openings Calculation (OBC 9.10.15.4.)  
Limiting distance: 3'-11" (1.20m)  
Wall area: 1245.0 sq ft (115.66 sq m)  
Permitted glazed openings: 7.0%, 87.1 sq ft (8.10 sq m)  
Provided glazed openings: 4.3%, 53.5 sq ft (4.97 sq m)  
Summary  
Areas calculated with a frame offset of 2,25"  
2 - 15,00 x 16,00: 1,68 sq ft (0,16 sq m)  
2 - 15,00 x 16,00: 1,68 sq ft (0,16 sq m)  
1 - 24,00 x 42,00: 5,08 sq ft (0,47 sq m)  
2 - 24,00 x 48,00: 11,78 sq ft (1,09 sq m)  
2 - 24,00 x 66,00: 16,66 sq ft (1,55 sq m)  
2 - 24,00 x 66,00: 16,66 sq ft (1,55 sq m)

Refer to  
sheet no. 5-1

It is the builder's complete responsibility to ensure that all plans submitted for approval fully comply with the Architectural Guidelines and all applicable regulations and requirements including zoning provisions and any provisions in the subdivision agreement. The Control Architect is not responsible in any way for examining or approving site (lotting) plans or working drawings with respect to any zoning or building code or permit matter or that any house can be properly built or located on its lot.

This is to certify that these plans comply with the applicable Architectural Design Guidelines approved by the City of Richmond Hill.

City of Richmond Hill  
Design Review

☐ Preliminary ☒ Final

10 Aug 2024 By: James Paulidis



Left Side Elevation '2'  
with Optional 5 Bedroom Plan

No unprotected openings permitted within 1.2 metres of the lot line as per 9.10.14 of the Ontario Building Code.

CITY OF RICHMOND HILL  
BUILDING DIVISION

08/21/2024

REVISED  
Per: KER

Rose 5

Compliance Package A1

Contractor shall check all dimensions and elevations before commencing with work and report any discrepancies to the Designer. Prints are not to be scaled.

The undersigned has reviewed and takes responsibility for this design, as well as having the qualifications and requirements mandated by the Ontario Building Code (O.B.C.) to be a Designer.  
**Qualification Information**  
Jamie Mack 35923  
Name BCIN  
Registration Information **Mackitecture** 103532



**www.mackitecture.ca**  
975A Elgin Street West, Suite 353  
Cobourg, ON K9A 5J3  
Tel: 416-735-8190 Email: info@mackitecture.ca

Left Side Elevation, Optional 5 Bedroom Elevation 2			
scale <b>3/16" = 1'-0"</b>	by <b>DO</b>	area <b>3186 sq ft</b>	sheet no. <b>5-2A</b>
date <b>2023-09-25</b>	type <b>40' Single</b>	project no. <b>22-012</b>	



**www.greenparkgroup.ca**

project name  
**Zadorra Estates Inc.**

Glazed Openings Calculation (OBC 9.10.15.4.) **Refer to sheet no. 5-1**  
Limiting distance: 3'-11" (1.20m)  
Wall area: 1245.0 sq ft (115.66 sq m)

Permitted glazed openings: 7.0%, 87.1 sq ft (8.10 sq m)  
Provided glazed openings: 4.3%, 53.5 sq ft (4.97 sq m)  
Summary

Areas calculated with a frame offset of 2.25"

2 - 15,00 x 16,00: 1,68 sq ft (0,16 sq m)  
2 - 15,00 x 16,00: 1,68 sq ft (0,16 sq m)  
1 - 24,00 x 42,07: 5,09 sq ft (0,47 sq m)  
2 - 24,00 x 48,00: 11,78 sq ft (1,09 sq m)  
2 - 24,00 x 66,00: 16,66 sq ft (1,55 sq m)  
2 - 24,00 x 66,00: 16,66 sq ft (1,55 sq m)


It is the builder's complete responsibility to ensure that all plans submitted for approval fully comply with the Architectural Guidelines and all applicable regulations and requirements including zoning provisions and any provisions in the subdivision agreement. The Control Architect is not responsible in any way for examining or approving site (lotting) plans or working drawings with respect to any zoning or building code or permit matter or that any house can be properly built or located on its lot.

This is to certify that these plans comply with the applicable Architectural Design Guidelines approved by the City of Richmond Hill.

**City of Richmond Hill**  
Design Review

☐ Preliminary ☒ Final

10 Aug 2024 By: James Paulidis



**Left Side Elevation '3'**  
**with Optional 5 Bedroom Plan**

No unprotected openings permitted within 1.2 metres of the lot line as per 9.10.14 of the Ontario Building Code.

CITY OF RICHMOND HILL  
BUILDING DIVISION

08/21/2024

REVISED

Per: KER

**Rose 5**

Compliance Package A1

Contractor shall check all dimensions and elevations before commencing with work and report any discrepancies to the Designer. Prints are not to be scaled.

The undersigned has reviewed and takes responsibility for this design, as well as having the qualifications and requirements mandated by the Ontario Building Code (O.B.C.) to be a Designer.

**Qualification Information**

Jamie Mack 35923  
Name BCIN Signature  
Registration Information **Mackitecture** 103532



**www.mackitecture.ca**

975A Elgin Street West, Suite 353  
Cobourg, ON K9A 5J3  
Tel: 416-735-8190 Email: info@mackitecture.ca

**Left Side Elevation, Optional 5 Bedroom**  
**Elevation 3**

scale	by	area	sheet no.
3/16" = 1'-0"	DO	3197 sq ft	5-3A
date	type	project no.	
2023-09-25	40' Single	22-012	



**www.greenparkgroup.ca**

project name  
**Zadorra Estates Inc.**

Glazed Openings Calculation (OBC 9.10.15.4.)  
Limiting distance: 3'-11" (1.20m)  
Wall area: 1245.0 sq ft (115.66 sq m)  
Permitted glazed openings: 7.0%, 87.1 sq ft (8.10 sq m)  
Provided glazed openings: 4.3%, 53.5 sq ft (4.97 sq m)  
Summary  
Areas calculated with a frame offset of 2.25"  
2 - 15.00 x 16.00: 1.68 sq ft (0.16 sq m)  
2 - 15.00 x 16.00: 1.68 sq ft (0.16 sq m)  
1 - 24.00 x 42.07: 5.09 sq ft (0.47 sq m)  
2 - 24.00 x 48.00: 11.78 sq ft (1.09 sq m)  
2 - 24.00 x 66.00: 16.66 sq ft (1.55 sq m)  
2 - 24.00 x 66.00: 16.66 sq ft (1.55 sq m)

It is the builder's complete responsibility to ensure that all plans submitted for approval fully comply with the Architectural Guidelines and all applicable regulations and requirements including zoning provisions and any provisions in the subdivision agreement. The Control Architect is not responsible in any way for examining or approving site (lotting) plans or working drawings with respect to any zoning or building code or permit matter or that any house can be properly built or located on its lot.

This is to certify that these plans comply with the applicable Architectural Design Guidelines approved by the City of Richmond Hill.

City of Richmond Hill  
Design Review

☐ Preliminary ☒ Final

10 Aug 2024 By: James Paulidis



Left Side Elevation '2'  
Lots 21 & 101

No unprotected openings permitted within 1.2 metres of the lot line as per 9.10.14 of the Ontario Building Code.

CITY OF RICHMOND HILL  
BUILDING DIVISION

08/21/2024

REVISED  
Per: KER

Rose 5

Compliance Package A1

Contractor shall check all dimensions and elevations before commencing with work and report any discrepancies to the Designer. Prints are not to be scaled.

The undersigned has reviewed and takes responsibility for this design, as well as having the qualifications and requirements mandated by the Ontario Building Code (O.B.C.) to be a Designer.

Qualification Information

Jamie Mack 35923  
Name BCIN Signature

Registration Information Mackitecture 103532



www.mackitecture.ca  
975A Elgin Street West, Suite 353  
Cobourg, ON K9A 5J3  
Tel: 416-735-8190 Email: info@mackitecture.ca

Left Side Elevation Elevation 2 - Lots 21 & 101			
scale 3/16" = 1'-0"	by DO	area 3337 sq ft	sheet no. 5-2A
date 2024-03-19	type 40' Single	project no. 22-016	



www.greenparkgroup.ca

project name  
Trinigroup Developments Inc.



Glazed Openings Calculation (OBC 9.10.15.4.)  
Limiting distance: 3'-11" (1.20m)  
Wall area: 1281.1 sq ft (119.02 sq m)  
Permitted glazed openings: 7.0%, 89.7 sq ft (8.33 sq m)  
Provided glazed openings: ~~3.1%~~ **65.8** sq ft (5.88 sq m)  
Summary  
Areas calculated with a frame offset of 2,25"  
2 - 15,00 x 16,00: 1,68 sq ft (0,16 sq m)  
1 - 24,00 x 42,00: 5,08 sq ft (0,47 sq m)  
1 - 24,00 x 42,00: 5,08 sq ft (0,47 sq m)  
1 - 24,00 x 42,00: 5,08 sq ft (0,47 sq m)  
1 - 28,00 x 42,00: 6,12 sq ft (0,57 sq m)  
2 - 24,00 x 48,00: 11,78 sq ft (1,09 sq m)  
2 - 24,00 x 48,00: 11,78 sq ft (1,09 sq m)  
2 - 24,00 x 66,00: 16,66 sq ft (1,56 sq m)

**45 Minute Fire Rated Wall Assemblies** (refer to MMAH SB-2 Section 2.3.)  
For exposing building face with a limiting distance less than 1.2m (3'-11")  
**Stud Wall with Brick Veneer**  
Provide 12.7mm (1/2") type "x" gypsum board installed so that all edges are supported, taped and filled. Space between wood studs to be filled with preformed mineral fibre insulation with a mass of not less than 1.22 kg / sq m  
**Rim Joist**  
At the rim joist provide 15.9mm (5/8") type "x" gypsum board between the floor joist and rim joist or continuously along the rim joist when the floor joists are parallel to the rim joist.

It is the builder's complete responsibility to ensure that all plans submitted for approval fully comply with the Architectural Guidelines and all applicable regulations and requirements including zoning provisions and any provisions in the subdivision agreement. The Control Architect is not responsible in any way for examining or approving site (lotting) plans or working drawings with respect to any zoning or building code or permit matter or that any house can be properly built or located on its lot.  
  
This is to certify that these plans comply with the applicable Architectural Design Guidelines approved by the City of Richmond Hill.

City of Richmond Hill  
Design Review

☐ Preliminary ☒ Final

10 Aug 2024 By: James Paulidis



**Right Side Elevation '1'**  
No unprotected openings permitted within 1.2 metres of the lot line as per 9.10.14 of the Ontario Building Code.

CITY OF RICHMOND HILL  
BUILDING DIVISION  
08/21/2024  
REVISED  
Per: KER

**Rose 5**  
Compliance Package A1

Contractor shall check all dimensions and elevations before commencing with work and report any discrepancies to the Designer. Prints are not to be scaled.	The undersigned has reviewed and takes responsibility for this design, as well as having the qualifications and requirements mandated by the Ontario Building Code (O.B.C.) to be a Designer. <b>Qualification Information</b>		 <b>www.mackitecture.ca</b> 975A Elgin Street West, Suite 353 Cobourg, ON K9A 5J3 Tel: 416-735-8190 Email: info@mackitecture.ca	<b>Right Side Elevation Elevation 1</b>				 <b>www.greenparkgroup.ca</b>
	Jamie Mack Name Registration Information	35923 BCIN <b>Mackitecture</b>		scale <b>3/16" = 1'-0"</b> date <b>2023-09-25</b>	by <b>DO</b> type <b>40' Single</b>	area <b>3357 sq ft</b> project no. <b>22-016</b>	sheet no. <b>6-1</b>	

Glazed Openings Calculation (OBC 9.10.15.4.)  
Limiting distance: 3'-11" (1.20m)  
Wall area: 1261.4 sq ft (117.18 sq m)  
Permitted glazed openings: 7.0%, 88.3 sq ft (8.20 sq m)  
Provided glazed openings: 5.0%, 63.3 sq ft (5.88 sq m)  
Summary  
Areas calculated with a frame offset of 2,25"  
2 - 15,00 x 16,00: 1,68 sq ft (0,16 sq m)  
1 - 24,00 x 42,00: 5,08 sq ft (0,47 sq m)  
1 - 24,00 x 42,00: 5,08 sq ft (0,47 sq m)  
1 - 24,00 x 42,00: 5,08 sq ft (0,47 sq m)  
1 - 28,00 x 42,00: 6,12 sq ft (0,57 sq m)  
2 - 24,00 x 48,00: 11,78 sq ft (1,09 sq m)  
2 - 24,00 x 48,00: 11,78 sq ft (1,09 sq m)  
2 - 24,00 x 66,00: 16,66 sq ft (1,55 sq m)

Refer to  
sheet no. 6-1

**45 Minute Fire Rated Wall Assemblies** (refer to MMAH SB-2 Section 2.3.)  
For exposing building face with a limiting distance less than 1.2m (3'-11")  
**Stud Wall with Brick Veneer**  
Provide 12.7mm (1/2") type "x" gypsum board installed so that all edges are supported, taped and filled. Space between wood studs to be filled with preformed mineral fibre insulation with a mass of not less than 1.22 kg / sq m  
**Rim Joist**  
At the rim joist provide 15.9mm (5/8") type "x" gypsum board between the floor joist and rim joist or continuously along the rim joist when the floor joists are parallel to the rim joist.

It is the builder's complete responsibility to ensure that all plans submitted for approval fully comply with the Architectural Guidelines and all applicable regulations and requirements including zoning provisions and any provisions in the subdivision agreement. The Control Architect is not responsible in any way for examining or approving site (lotting) plans or working drawings with respect to any zoning or building code or permit matter or that any house can be properly built or located on its lot.

This is to certify that these plans comply with the applicable Architectural Design Guidelines approved by the City of Richmond Hill.

**City of Richmond Hill**  
Design Review

☐ Preliminary ☒ Final

10 Aug 2024 By: James Paulidis



Right Side Elevation '2'

No unprotected openings permitted within 1.2 metres of the lot line as per 9.10.14 of the Ontario Building Code.

CITY OF RICHMOND HILL  
BUILDING DIVISION

08/21/2024

REVISED  
Per: KER

**Rose 5**

Compliance Package A1

	<p>The undersigned has reviewed and takes responsibility for this design, as well as having the qualifications and requirements mandated by the Ontario Building Code (O.B.C.) to be a Designer.</p> <p><b>Qualification Information</b></p> <table><tr><td>Jamie Mack</td><td>35923</td><td></td></tr><tr><td>Name</td><td>BCIN</td><td>Signature</td></tr><tr><td>Registration Information</td><td><b>Mackitecture</b></td><td>103532</td></tr></table>	Jamie Mack	35923		Name	BCIN	Signature	Registration Information	<b>Mackitecture</b>	103532	 <p><b>www.mackitecture.ca</b> 975A Elgin Street West, Suite 353 Cobourg, ON K9A 5J3 Tel: 416-735-8190 Email: info@mackitecture.ca</p>	<table><tr><td colspan="4">title</td></tr><tr><td colspan="4">Right Side Elevation Elevation 2</td></tr><tr><td>scale</td><td>by</td><td>area</td><td rowspan="2">sheet no.</td></tr><tr><td>3/16" = 1'-0"</td><td>DO</td><td>3337 sq ft</td></tr><tr><td>date</td><td>type</td><td>project no.</td><td rowspan="2">6-2</td></tr><tr><td>2023-09-25</td><td>40' Single</td><td>22-016</td></tr></table>	title				Right Side Elevation Elevation 2				scale	by	area	sheet no.	3/16" = 1'-0"	DO	3337 sq ft	date	type	project no.	6-2	2023-09-25	40' Single	22-016	 <p><b>www.greenparkgroup.ca</b></p> <table><tr><td>project name</td></tr><tr><td>Trinigroup Developments Inc.</td></tr></table>	project name	Trinigroup Developments Inc.
Jamie Mack	35923																																				
Name	BCIN	Signature																																			
Registration Information	<b>Mackitecture</b>	103532																																			
title																																					
Right Side Elevation Elevation 2																																					
scale	by	area	sheet no.																																		
3/16" = 1'-0"	DO	3337 sq ft																																			
date	type	project no.	6-2																																		
2023-09-25	40' Single	22-016																																			
project name																																					
Trinigroup Developments Inc.																																					
Contractor shall check all dimensions and elevations before commencing with work and report any discrepancies to the Designer. Prints are not to be scaled.																																					

Glazed Openings Calculation (OBC 9.10.15.4.)  
Limiting distance: 3'-11" (1.20m) **Refer to sheet no. 6-1**  
Wall area: 1283.2 sq ft (119.22 sq m)  
Permitted glazed openings: 7.0%, 89.8 sq ft (8.35 sq m)  
Provided glazed openings: 4.9%, 63.3 sq ft (5.88 sq m)  
Summary  
Areas calculated with a frame offset of 2,25"  
2 - 15,00 x 16,00: 1,68 sq ft (0,16 sq m)  
1 - 24,00 x 42,00: 5,08 sq ft (0,47 sq m)  
1 - 24,00 x 42,00: 5,08 sq ft (0,47 sq m)  
1 - 24,00 x 42,00: 5,08 sq ft (0,47 sq m)  
1 - 24,00 x 42,00: 5,08 sq ft (0,47 sq m)  
1 - 28,00 x 42,00: 6,12 sq ft (0,57 sq m)  
2 - 24,00 x 48,00: 11,78 sq ft (1,09 sq m)  
2 - 24,00 x 48,00: 11,78 sq ft (1,09 sq m)  
2 - 24,00 x 66,00: 16,66 sq ft (1,55 sq m)

**45 Minute Fire Rated Wall Assemblies** (refer to MMAH SB-2 Section 2.3.)  
For exposing building face with a limiting distance less than 1.2m (3'-11")  
**Stud Wall with Brick Veneer**  
Provide 12.7mm (1/2") type "x" gypsum board installed so that all edges are supported, taped and filled. Space between wood studs to be filled with preformed mineral fibre insulation with a mass of not less than 1.22 kg / sq m  
**Rim Joist**  
At the rim joist provide 15.9mm (5/8") type "x" gypsum board between the floor joist and rim joist or continuously along the rim joist when the floor joists are parallel to the rim joist.

It is the builder's complete responsibility to ensure that all plans submitted for approval fully comply with the Architectural Guidelines and all applicable regulations and requirements including zoning provisions and any provisions in the subdivision agreement. The Control Architect is not responsible in any way for examining or approving site (lotting) plans or working drawings with respect to any zoning or building code or permit matter or that any house can be properly built or located on its lot.  
  
This is to certify that these plans comply with the applicable Architectural Design Guidelines approved by the City of Richmond Hill.

City of Richmond Hill  
Design Review

☐ Preliminary ☒ Final

10 Aug 2024 By: James Paulidis



Right Side Elevation '3'

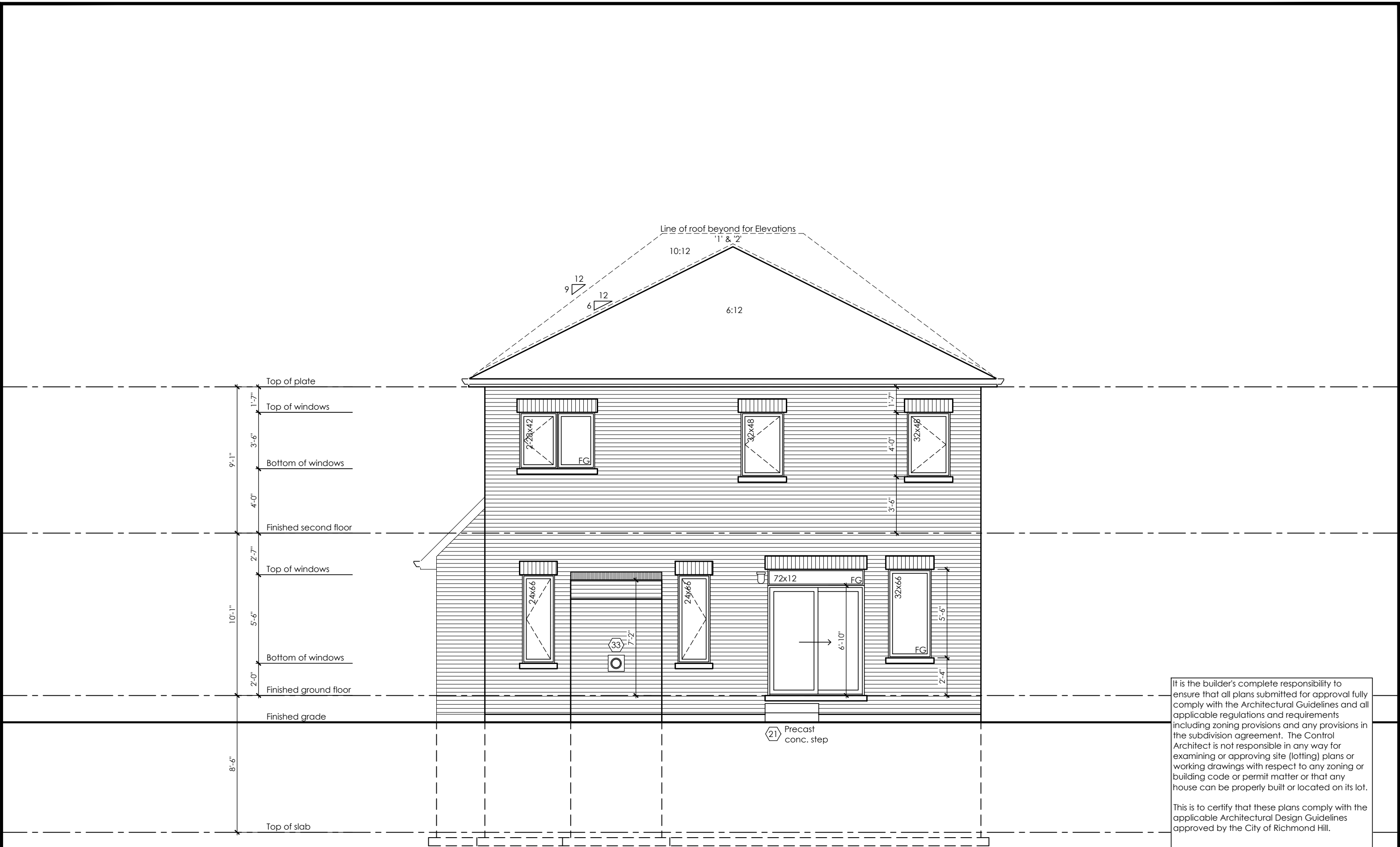
No unprotected openings permitted within 1.2 metres of the lot line as per 9.10.14 of the Ontario Building Code.

CITY OF RICHMOND HILL  
BUILDING DIVISION  
08/21/2024  
REVISED  
Per: KER

Rose 5  
Compliance Package A1

Contractor shall check all dimensions and elevations before commencing with work and report any discrepancies to the Designer. Prints are not to be scaled.	The undersigned has reviewed and takes responsibility for this design, as well as having the qualifications and requirements mandated by the Ontario Building Code (O.B.C.) to be a Designer. <b>Qualification Information</b>		 <b>www.mackitecture.ca</b> 975A Elgin Street West, Suite 353 Cobourg, ON K9A 5J3 Tel: 416-735-8190 Email: info@mackitecture.ca	<b>Right Side Elevation Elevation 3</b>		 <b>www.greenparkgroup.ca</b>
	Jamie Mack Name Registration Information	35923 BCIN Mackitecture		scale <b>3/16" = 1'-0"</b> date <b>2023-09-25</b>	by <b>DO</b> type <b>40' Single</b>	area <b>3339 sq ft</b> project no. <b>22-016</b>
						sheet no. <b>6-3</b>
						project name <b>Trinigroup Developments Inc.</b>





Rear Elevation '1', '2' & '3'

It is the builder's complete responsibility to ensure that all plans submitted for approval fully comply with the Architectural Guidelines and all applicable regulations and requirements including zoning provisions and any provisions in the subdivision agreement. The Control Architect is not responsible in any way for examining or approving site (lotting) plans or working drawings with respect to any zoning or building code or permit matter or that any house can be properly built or located on its lot.

This is to certify that these plans comply with the applicable Architectural Design Guidelines approved by the City of Richmond Hill.

City of Richmond Hill  
Design Review

☐ Preliminary ☒ Final

10 Aug 2024 By: James Paulidis

CITY OF RICHMOND HILL  
BUILDING DIVISION

08/21/2024

REVISED  
Per: KER

Rose 5

Compliance Package A1

Greenpark

www.greenparkgroup.ca

Trinigroup Developments Inc.

Contractor shall check all dimensions and elevations before commencing with work and report any discrepancies to the Designer. Prints are not to be scaled.

The undersigned has reviewed and takes responsibility for this design, as well as having the qualifications and requirements mandated by the Ontario Building Code (O.B.C.) to be a Designer.

Qualification Information

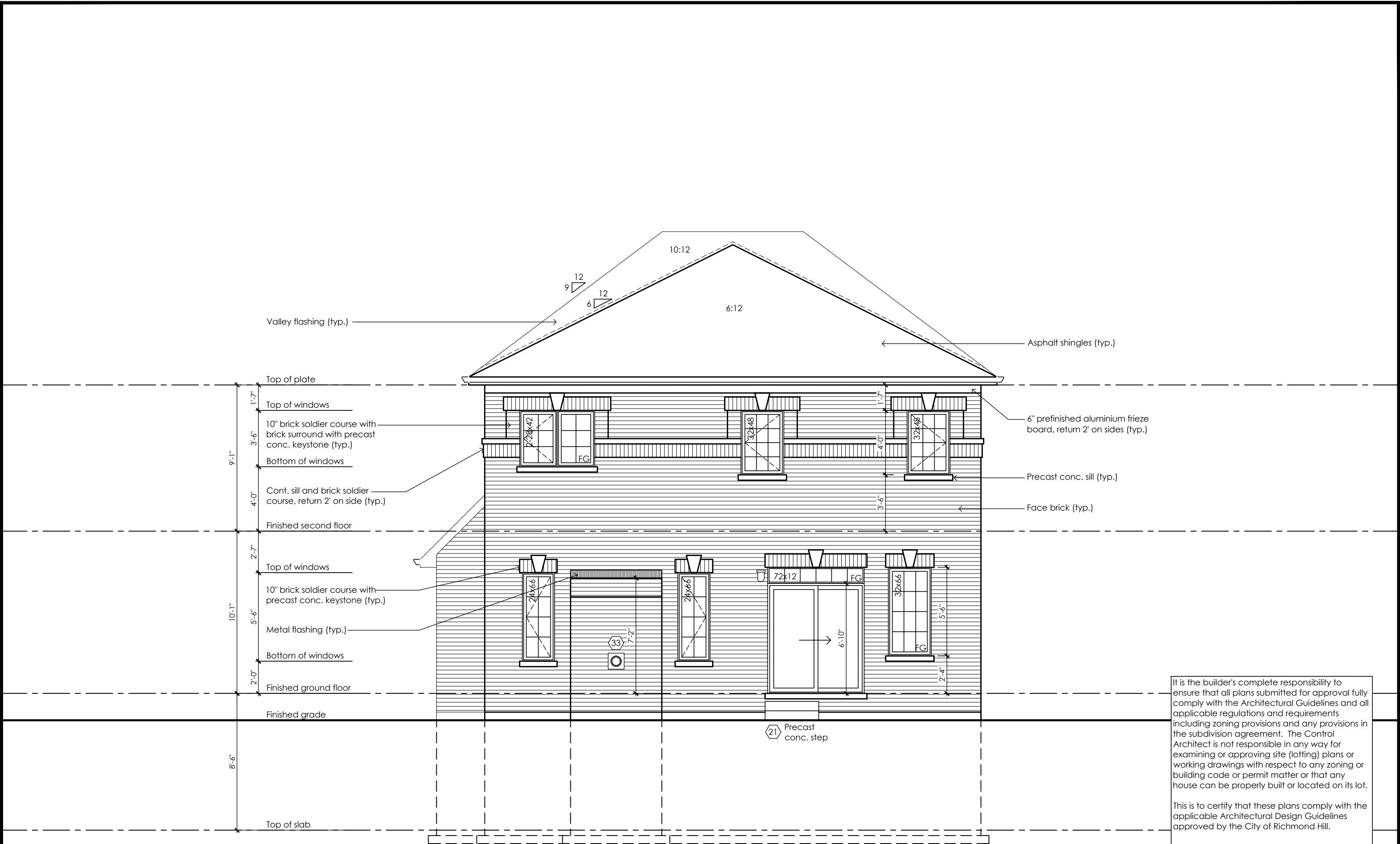
Jamie Mack 35923  
Name BCIN Signature  
Registration Information Mackitecture 103532



www.mackitecture.ca

975A Elgin Street West, Suite 353  
Cobourg, ON K9A 5J3  
Tel: 416-735-8190 Email: info@mackitecture.ca

Rear Elevation Elevation 1			
scale	by	area	sheet no.
3/16" = 1'-0"	DO	3357 sq ft	7-1
date	type	project no.	
2023-09-25	40' Single	22-016	



Rear Upgrade Elevation '1'

CITY OF RICHMOND HILL  
BUILDING DIVISION  
08/21/2024  
REVISED  
Per: KER

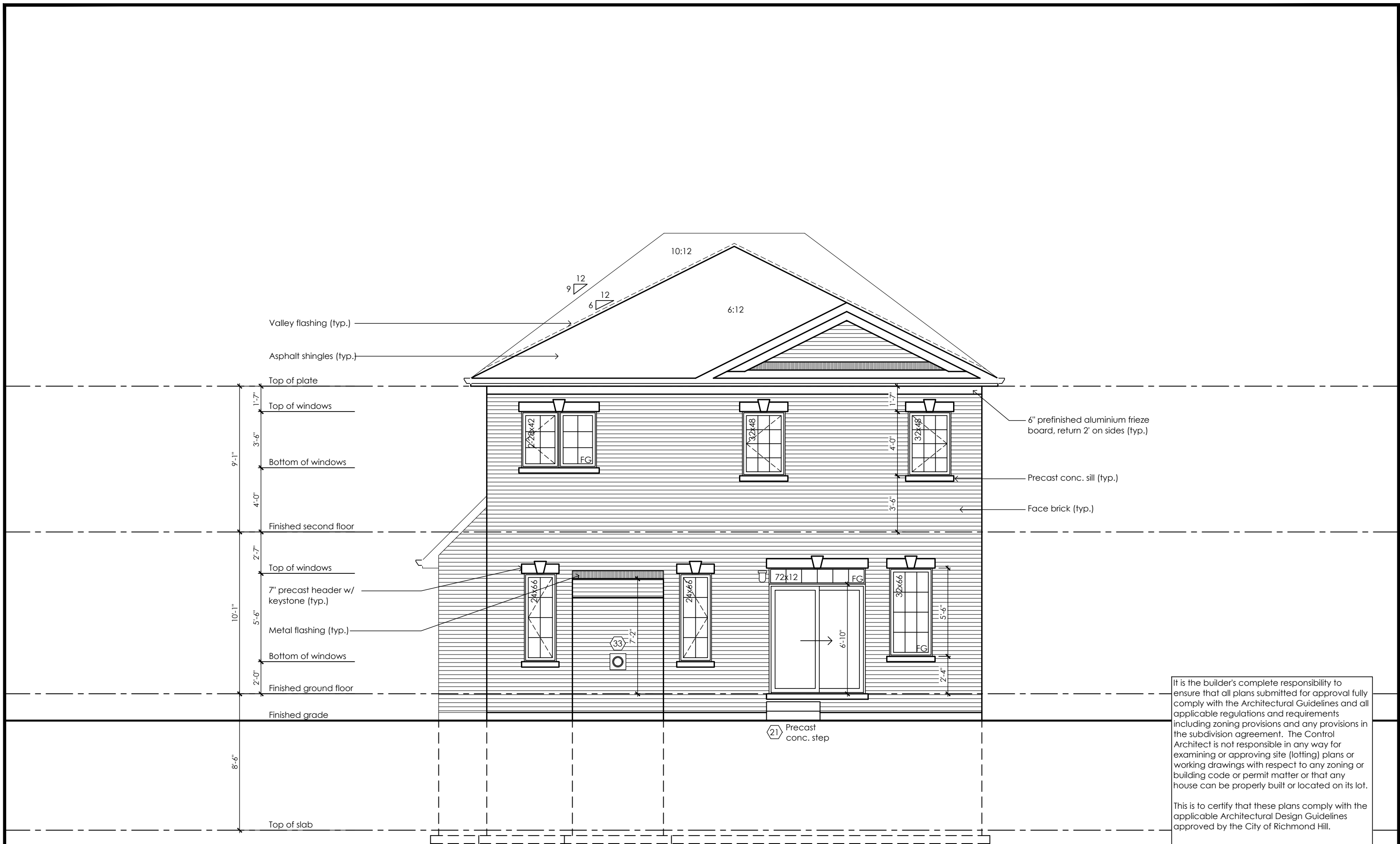
It is the builder's complete responsibility to ensure that all plans submitted for approval fully comply with the Architectural Guidelines and all applicable regulations and requirements including zoning provisions and any provisions in the subdivision agreement. The Control Architect is not responsible in any way for examining or approving site (lotting) plans or working drawings with respect to any zoning or building code or permit matter or that any house can be properly built or located on its lot.

This is to certify that these plans comply with the applicable Architectural Design Guidelines approved by the City of Richmond Hill.

City of Richmond Hill  
Design Review  
☐ Preliminary ☒ Final  
10 Aug 2024 By: James Paulidis

Rose 5  
Compliance Package A1

	<p>The undersigned has reviewed and takes responsibility for this design, as well as having the qualifications and requirements mandated by the Ontario Building Code (O.B.C.) to be a Designer.</p> <p><b>Qualification Information</b></p> <div><div>Jamie Mack</div><div>35923</div><div></div></div> <div><div>Name</div><div>BCIN</div><div>Signature</div></div> <div><div>Registration Information</div><div><b>Mackitecture</b></div><div>103532</div></div>	 <p><b>www.mackitecture.ca</b></p> <p>975A Elgin Street West, Suite 353 Cobourg, ON K9A 5J3 Tel: 416-735-8190 Email: info@mackitecture.ca</p>	<table><tr><td colspan="4">title</td></tr><tr><td colspan="4">Rear Upgrade Elevation Elevation 1</td></tr><tr><td>scale</td><td>by</td><td>area</td><td>sheet no.</td></tr><tr><td>3/16" = 1'-0"</td><td>DO</td><td>3038 sq ft</td><td rowspan="2">7-1A</td></tr><tr><td>date</td><td>type</td><td>project no.</td></tr><tr><td>2023-09-25</td><td>40' Single</td><td>22-012</td><td></td></tr></table>	title				Rear Upgrade Elevation Elevation 1				scale	by	area	sheet no.	3/16" = 1'-0"	DO	3038 sq ft	7-1A	date	type	project no.	2023-09-25	40' Single	22-012		<div><p><b>Greenpark</b></p><p>www.greenparkgroup.ca</p></div> <div><p>project name</p><p><b>Trinigroup Developments Inc.</b></p></div>
title																											
Rear Upgrade Elevation Elevation 1																											
scale	by	area	sheet no.																								
3/16" = 1'-0"	DO	3038 sq ft	7-1A																								
date	type	project no.																									
2023-09-25	40' Single	22-012																									
Contractor shall check all dimensions and elevations before commencing with work and report any discrepancies to the Designer. Prints are not to be scaled.																											



Rear Upgrade Elevation '2'

It is the builder's complete responsibility to ensure that all plans submitted for approval fully comply with the Architectural Guidelines and all applicable regulations and requirements including zoning provisions and any provisions in the subdivision agreement. The Control Architect is not responsible in any way for examining or approving site (lotting) plans or working drawings with respect to any zoning or building code or permit matter or that any house can be properly built or located on its lot.

This is to certify that these plans comply with the applicable Architectural Design Guidelines approved by the City of Richmond Hill.

City of Richmond Hill  
Design Review

☐ Preliminary ☒ Final

10 Aug 2024 By: James Paulidis

CITY OF RICHMOND HILL  
BUILDING DIVISION

08/21/2024

REVISED  
Per: KER

Rose 5

Compliance Package A1

Contractor shall check all dimensions and elevations before commencing with work and report any discrepancies to the Designer. Prints are not to be scaled.

The undersigned has reviewed and takes responsibility for this design, as well as having the qualifications and requirements mandated by the Ontario Building Code (O.B.C.) to be a Designer.

**Qualification Information**

Jamie Mack 35923  
Name BCIN Signature  
Registration Information **Mackitecture** 103532

**M**

**www.mackitecture.ca**  
975A Elgin Street West, Suite 353  
Cobourg, ON K9A 5J3  
Tel: 416-735-8190 Email: info@mackitecture.ca

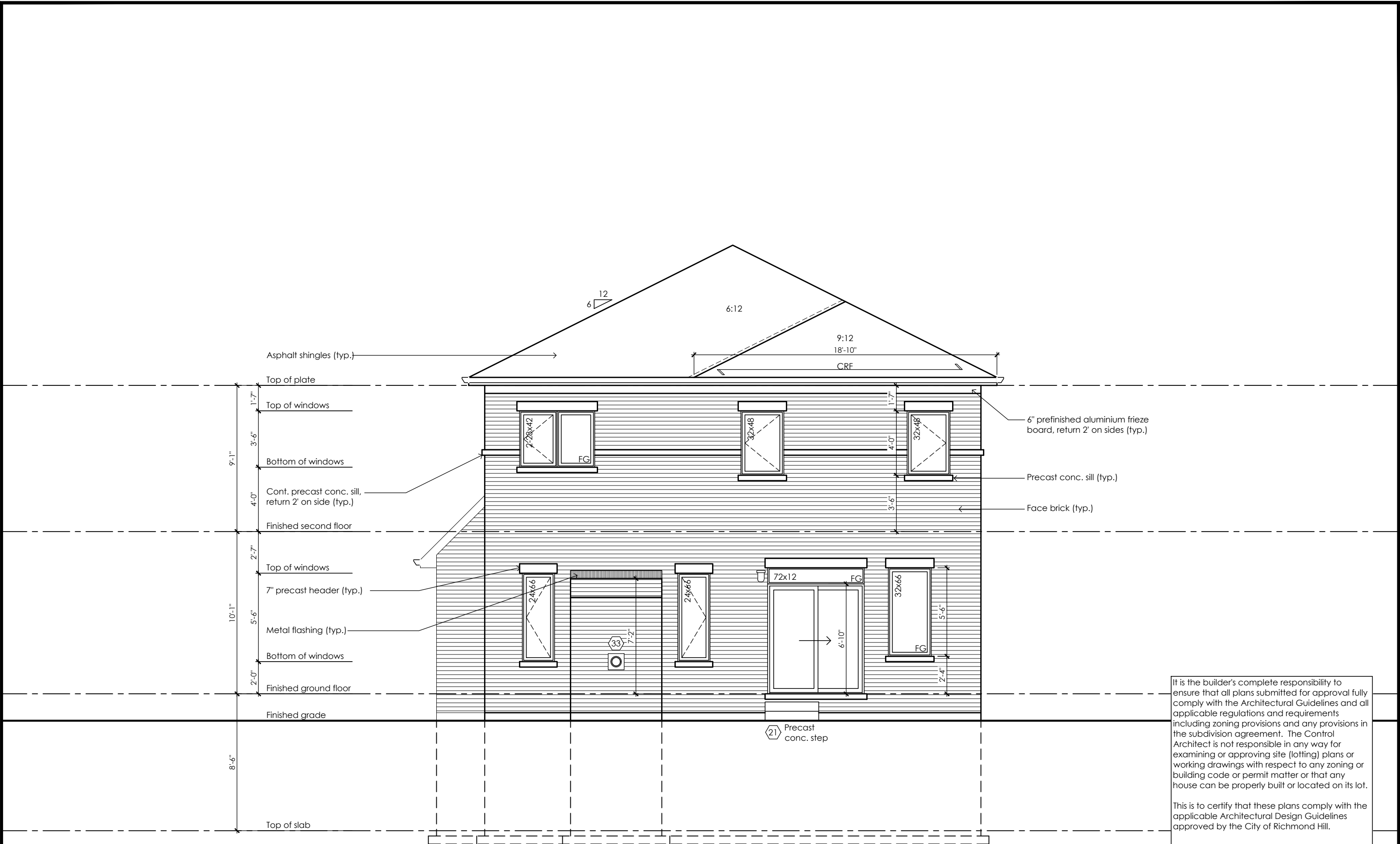
Rear Upgrade Elevation Elevation 2			
scale 3/16" = 1'-0"	by DO	area 3047 sq ft	sheet no. 7-2A
date 2023-09-25	type 40' Single	project no. 22-012	

**Greenpark**

www.greenparkgroup.ca

project name  
**Trinigroup Developments Inc.**





Rear Upgrade Elevation '3'

It is the builder's complete responsibility to ensure that all plans submitted for approval fully comply with the Architectural Guidelines and all applicable regulations and requirements including zoning provisions and any provisions in the subdivision agreement. The Control Architect is not responsible in any way for examining or approving site (lotting) plans or working drawings with respect to any zoning or building code or permit matter or that any house can be properly built or located on its lot.

This is to certify that these plans comply with the applicable Architectural Design Guidelines approved by the City of Richmond Hill.

City of Richmond Hill  
Design Review

☐ Preliminary ☒ Final

10 Aug 2024 By: James Paulidis

CITY OF RICHMOND HILL  
BUILDING DIVISION

08/21/2024

REVISED

Per: KER

Rose 5

Compliance Package A1

Contractor shall check all dimensions and elevations before commencing with work and report any discrepancies to the Designer. Prints are not to be scaled.

The undersigned has reviewed and takes responsibility for this design, as well as having the qualifications and requirements mandated by the Ontario Building Code (O.B.C.) to be a Designer.

**Qualification Information**

Jamie Mack 35923  
Name BCIN Signature  
Registration Information **Mackitecture** 103532

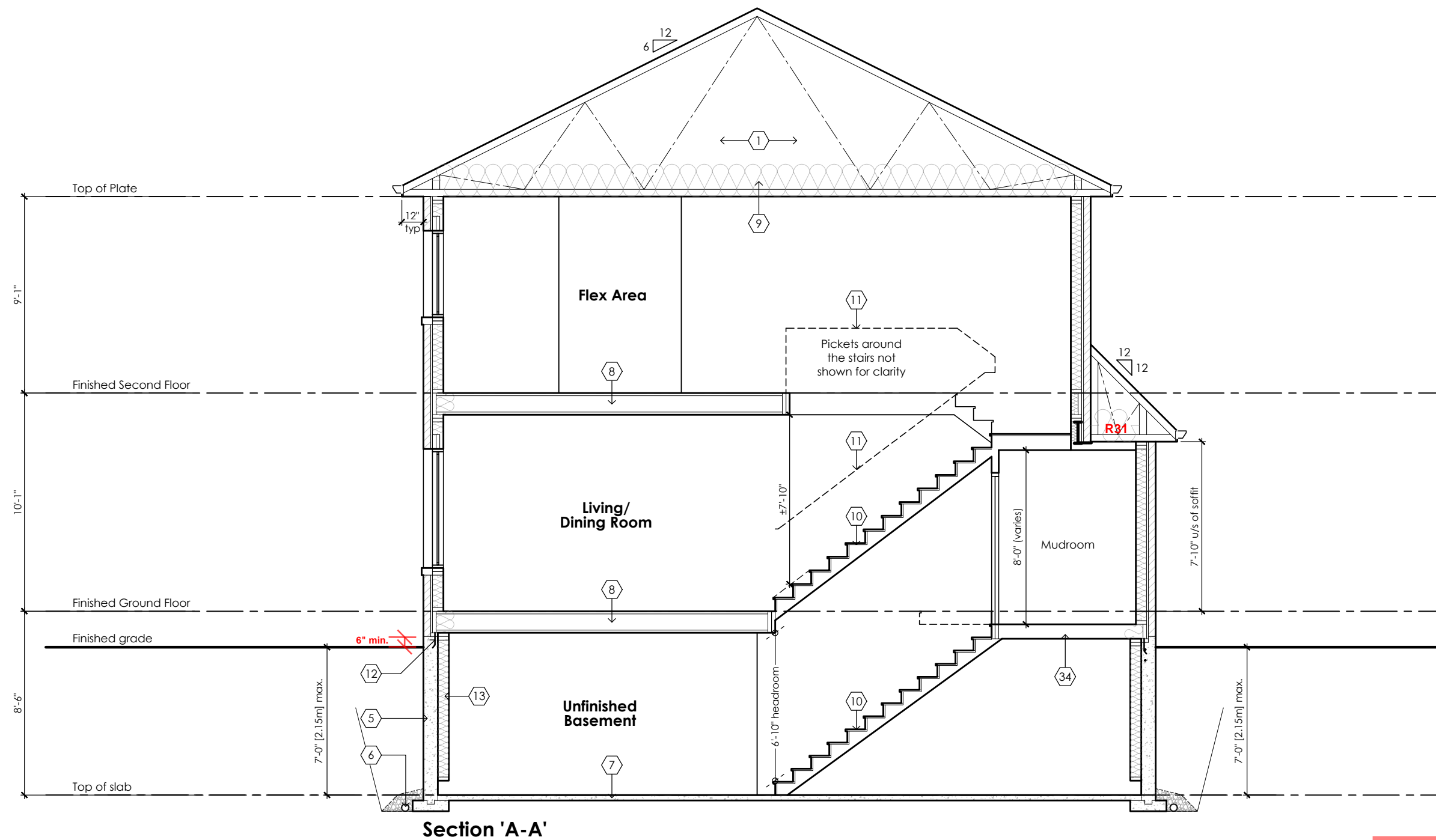
**Mackitecture**  
www.mackitecture.ca  
975A Elgin Street West, Suite 353  
Cobourg, ON K9A 5J3  
Tel: 416-735-8190 Email: info@mackitecture.ca

**Rear Upgrade Elevation  
Elevation 3**

scale 3/16" = 1'-0"	by DO	area 3047 sq ft	sheet no. <b>7-3A</b>
date 2023-09-25	type 40' Single	project no. 22-012	

**Greenpark**  
www.greenparkgroup.ca

project name  
**Trinigroup Developments Inc.**

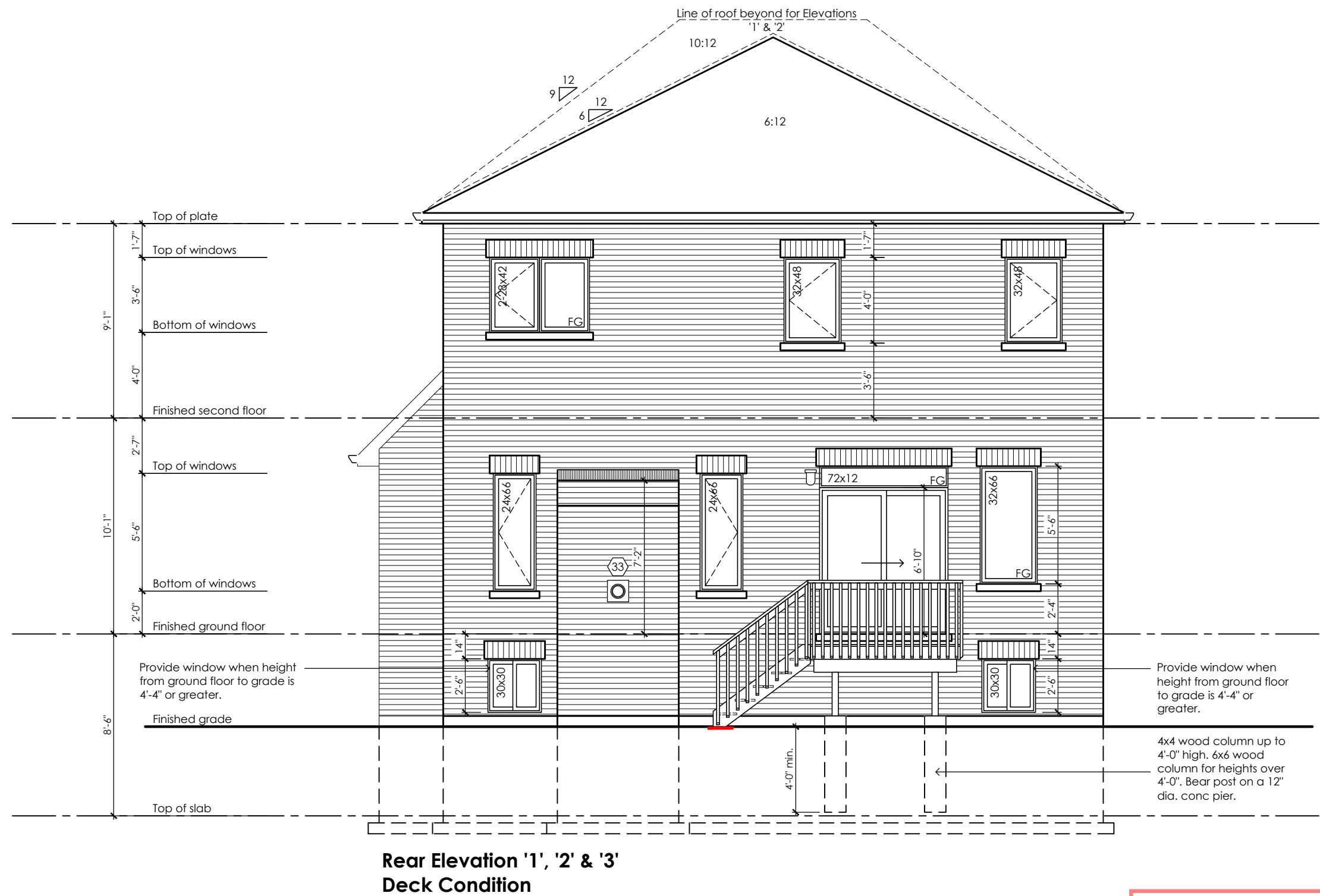


CITY OF RICHMOND HILL  
BUILDING DIVISION  
08/21/2024  
REVISED  
Per: KER

**Rose 5**  
Compliance Package A1

Contractor shall check all dimensions and elevations before commencing with work and report any discrepancies to the Designer. Prints are not to be scaled.		The undersigned has reviewed and takes responsibility for this design, as well as having the qualifications and requirements mandated by the Ontario Building Code (O.B.C.) to be a Designer. <b>Qualification Information</b> Jamie Mack 35923 Name BCIN Registration Information <b>Mackitecture</b> 103532		 <b>www.mackitecture.ca</b> 975A Elgin Street West, Suite 353 Cobourg, ON K9A 5J3 Tel: 416-735-8190 Email: info@mackitecture.ca	<b>Building Section</b> <b>Elevations 1, 2 and 3</b> scale <b>3/16" = 1'-0"</b> by <b>DO</b> area <b>-</b> sheet no. <b>8-1</b> date <b>2023-09-25</b> type <b>40' Single</b> project no. <b>22-016</b>	 <b>www.greenparkgroup.ca</b> project name <b>Trinigroup Developments Inc.</b>
---	--	---	--	--	--	---

SB-12 Calculations			
Rose 5 - Deck Condition			
Elevation	Wall Area	Window Area	Percentage
Front	670.9 sq ft (62.3 sq m)	95.5 sq ft (8.9 sq m)	14.23%
Left side	1267.4 sq ft (117.7 sq m)	53.5 sq ft (5.0 sq m)	4.22%
Right side	1281.1 sq ft (119.0 sq m)	63.3 sq ft (5.9 sq m)	4.94%
Rear	724.6 sq ft (67.3 sq m)	98.8 sq ft (9.2 sq m)	13.64%
Total	3943.9 sq ft (366.4 sq m)	311.1 sq ft (28.9 sq m)	7.89%



It is the builder's complete responsibility to ensure that all plans submitted for approval fully comply with the Architectural Guidelines and all applicable regulations and requirements including zoning provisions and any provisions in the subdivision agreement. The Control Architect is not responsible in any way for examining or approving site (lotting) plans or working drawings with respect to any zoning or building code or permit matter or that any house can be properly built or located on its lot.

This is to certify that these plans comply with the applicable Architectural Design Guidelines approved by the City of Richmond Hill.

City of Richmond Hill  
Design Review

☐ Preliminary ☒ Final

10 Aug 2024 By: James Paulidis

CITY OF RICHMOND HILL  
BUILDING DIVISION

08/21/2024

REVISED

Per: KER

Rose 5

Compliance Package A1

Greenpark

www.greenparkgroup.ca

Trinigroup Developments Inc.

Deck Elevation  
Elevations 1, 2 and 3

scale	by	area	sheet no.
3/16" = 1'-0"	DO	-	9-1
date	type	project no.	
2023-09-25	40' Single	22-016	

The undersigned has reviewed and takes responsibility for this design, as well as having the qualifications and requirements mandated by the Ontario Building Code (O.B.C.) to be a Designer.

Qualification Information

Jamie Mack 35923  
Name BCIN Signature  
Registration Information Mackitecture 103532



www.mackitecture.ca

975A Elgin Street West, Suite 353  
Cobourg, ON K9A 5J3  
Tel: 416-735-8190 Email: info@mackitecture.ca

Contractor shall check all dimensions and elevations before commencing with work and report any discrepancies to the Designer. Prints are not to be scaled.



Architectural floor plan showing a section of a house with the following details:

- Wood Deck:** Dimensions include 33'-10" (total width), 19'-10" (width of deck area), 6'-0" (width of deck), 7'-0" (width of deck), 6'-1" (width of deck), 6'-9" (width of deck), 3'-1" (width of deck), 2'-8" (width of deck), 1'-6" (width of deck), 6'-0" (width of deck), 3'-7" (width of deck), 2'-0" (width of deck), 1'-0" (width of deck), 5'-8" (width of deck), 5'-4" (width of deck), 2'-4" (width of deck), and 3'-0" (width of deck).
- Stairs:** Labeled "DN" (down) with a width of 5'-2".
- Family Room:** Contains a "Gas fireplace" and a "PLA" (Plumbing/Lighting Area).
- Breakfast Room:** Contains a "drop. W8x18" (drop ceiling, W8x18 beam) and a "PLA".
- Other Features:** "6' Sliding door", "Railing", "WL1" (Wall 1), "WL3" (Wall 3), "SB" (Staircase), "33" (Staircase), "8" (Staircase), "11" (Staircase), "1'-2" (Staircase), "14'-3" (Staircase), "14'-9" (Staircase), "10'-0" (Staircase), "6'-0" (Staircase), "4'-6" (Staircase), "4'-0" (Staircase), "4'-0" (Staircase), "6'-0" (Staircase), "10'-0" (Staircase), "14'-9" (Staircase), "14'-3" (Staircase), "1'-2" (Staircase), "1'-0" (Staircase), "1'-6" (Staircase), "2'-8" (Staircase), "3'-1" (Staircase), "6'-9" (Staircase), "7'-0" (Staircase), "6'-1" (Staircase), "6'-0" (Staircase), "3'-7" (Staircase), "2'-0" (Staircase), "1'-0" (Staircase), "5'-8" (Staircase), "5'-4" (Staircase), "2'-4" (Staircase), and "3'-0" (Staircase).
- Notes:** "Number of risers will vary depending on grade".

### Partial Ground Floor Plan For Deck Condition Elevation 1, 2 and 3

on

STRUDET INC.

REGISTERED PROFESSIONAL ENGINEER

*B. Marinkovic*

B. MARINKOVIC

SEPTEMBER 20, 2023

PROVINCE OF ONTARIO

FOR STRUCTURE ONLY

CITY OF RICHMOND HILL  
BUILDING DIVISION  
08/21/2024  
REVISED  
Per: KER

# Rose 5

## Compliance Package A1

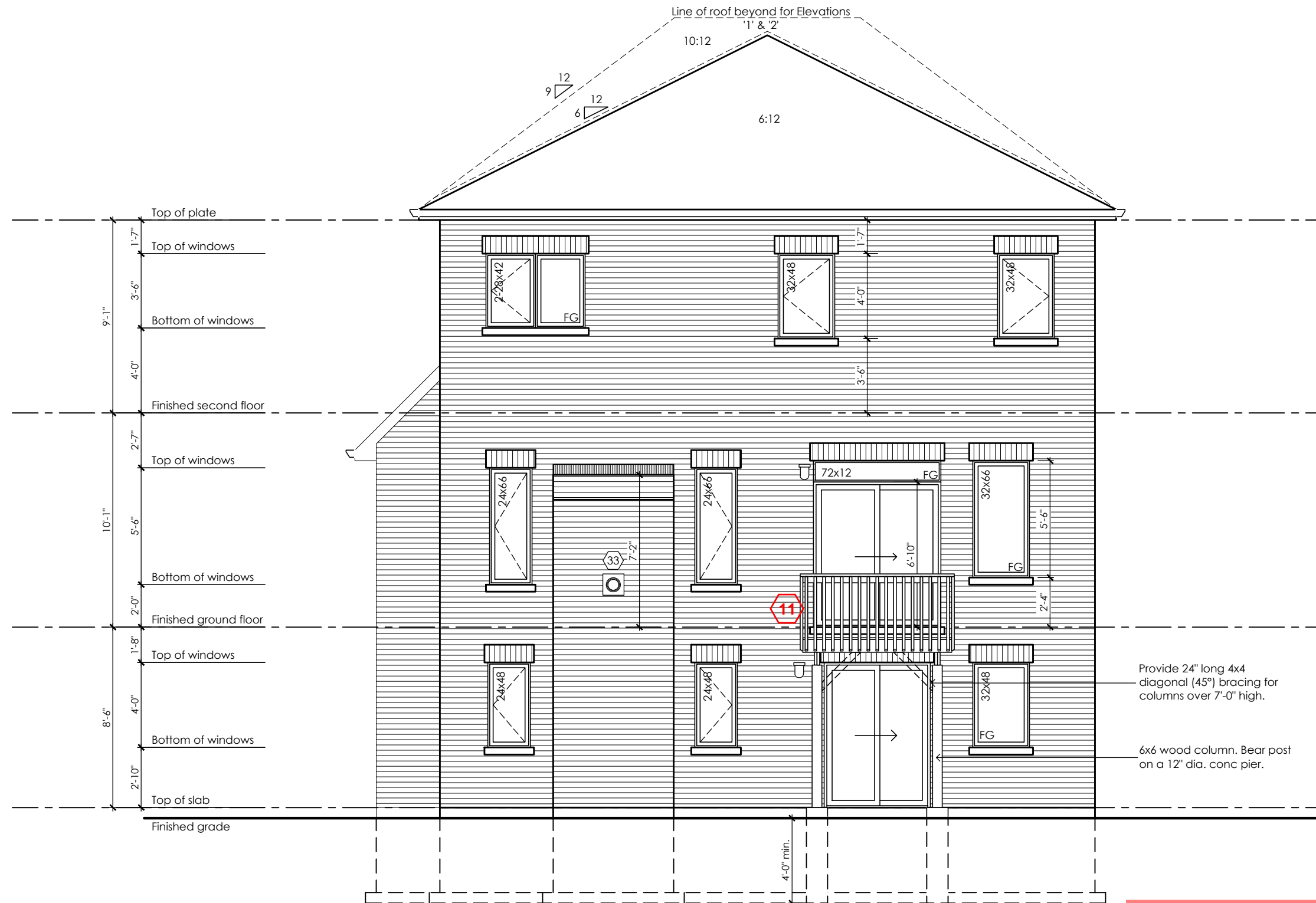
project name

**Trinigroup Developments Inc.**

Drawing created with MacKitecture v.1.0.0 (build 2657). File P:\2022\22-016-GREENPARK-TRINGROUP-RICHMOND HILL\WORKING\22-016-ROSE 5-WD-V1.DWG plotted on 2023-09-25 at 1:31:15 PM by JMACK



Elevation	Wall Area	Window Area	Percentage
Front	670.9 sq ft (62.3 sq m)	95.5 sq ft (8.9 sq m)	14.23%
Left side	1267.4 sq ft (117.7 sq m)	53.5 sq ft (5.0 sq m)	4.22%
Right side	1281.1 sq ft (119.0 sq m)	63.3 sq ft (5.9 sq m)	4.94%
Rear	868.5 sq ft (80.7 sq m)	136.0 sq ft (12.6 sq m)	15.66%
<b>Total</b>	<b>4087.8 sq ft (379.8 sq m)</b>	<b>348.2 sq ft (32.4 sq m)</b>	<b>8.52%</b>



CITY OF RICHMOND HILL  
BUILDING DIVISION  
08/21/2024  
REVISED  
Per: KER

It is the builder's complete responsibility to ensure that all plans submitted for approval fully comply with the Architectural Guidelines and all applicable regulations and requirements including zoning provisions and any provisions in the subdivision agreement. The Control Architect is not responsible in any way for examining or approving site (lotting) plans or working drawings with respect to any zoning or building code or permit matter or that any house can be properly built or located on its lot.

This is to certify that these plans comply with the applicable Architectural Design Guidelines approved by the City of Richmond Hill.

**City of Richmond Hill**  
Design Review

☐ Preliminary      ☒ Final


10 Aug 2024      By: *James Paulidis*

# Rose 5

Contractor shall check all dimensions and elevations before commencing with work and report any discrepancies to the Designer. Prints are not to be scaled.

The undersigned has reviewed and takes responsibility for this design, as well as having the qualifications and requirements mandated by the Ontario Building Code (O.B.C.) to be a Designer.

### Qualification Information

Jamie Mack	35923	
Name	BCIN	Signature
Registration Information	<b>Mackitecture</b>	103532



[www.mackitecture.ca](http://www.mackitecture.ca)

975A Elgin Street West, Suite 353  
Cobourg, ON K9A 5J3  
Tel: 416-735-8190 Email: [info@mackitecture.ca](mailto:info@mackitecture.ca)

### Walkout Basement Elevation Elevations 1, 2 and 3

scale <b>3/16" = 1'-0"</b>	by <b>DO</b>	area <b>-</b>	sheet no. <b>10-1</b>
date <b>2023-09-25</b>	type <b>40' Single</b>	project no. <b>22-016</b>	

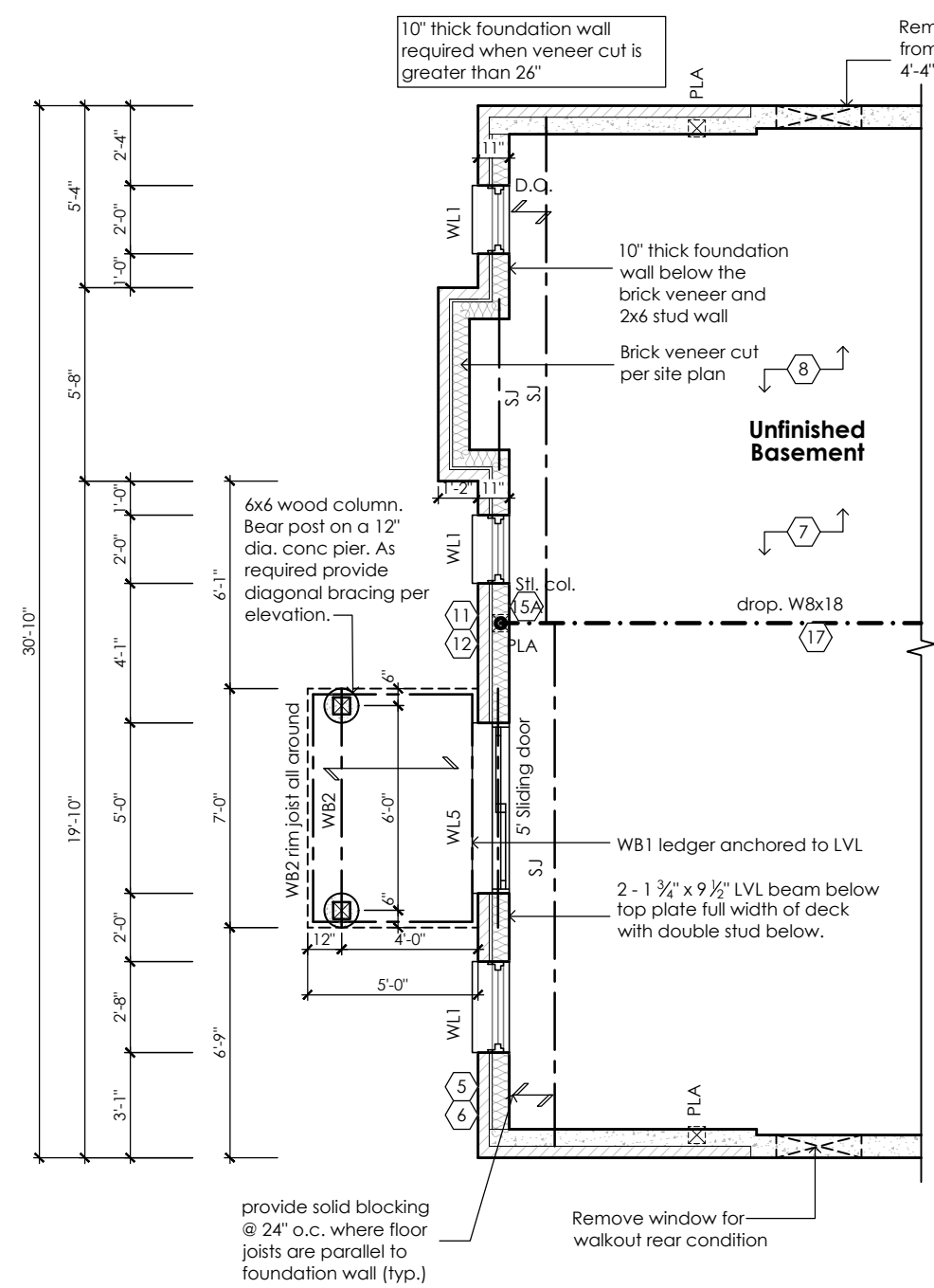


**Greenpark**

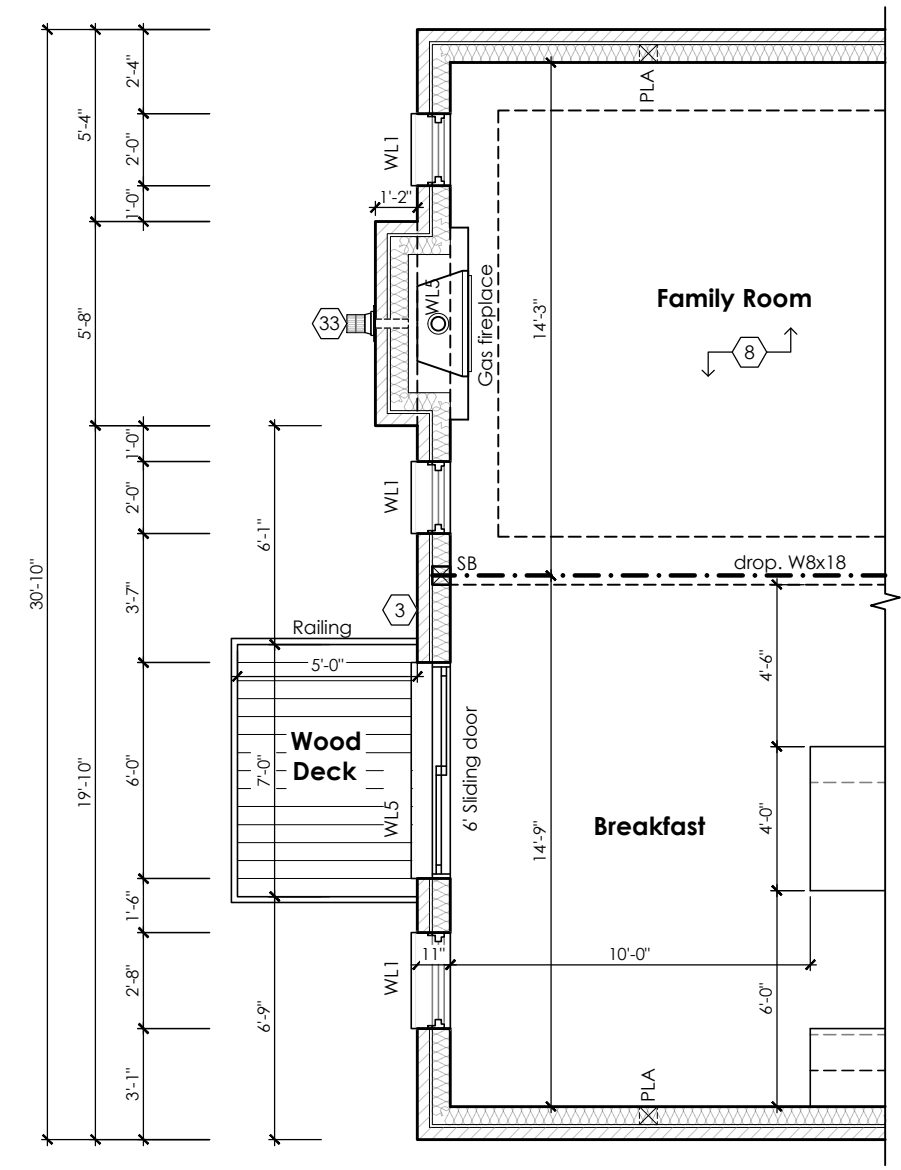
**www.greenparkgroup.ca**

project name

**Trinigroup Developments Inc.**



Partial Basement Plan For Deck Condition  
Elevation 1, 2 and 3



Partial Ground Floor Plan For Deck Condition  
Elevation 1, 2 and 3

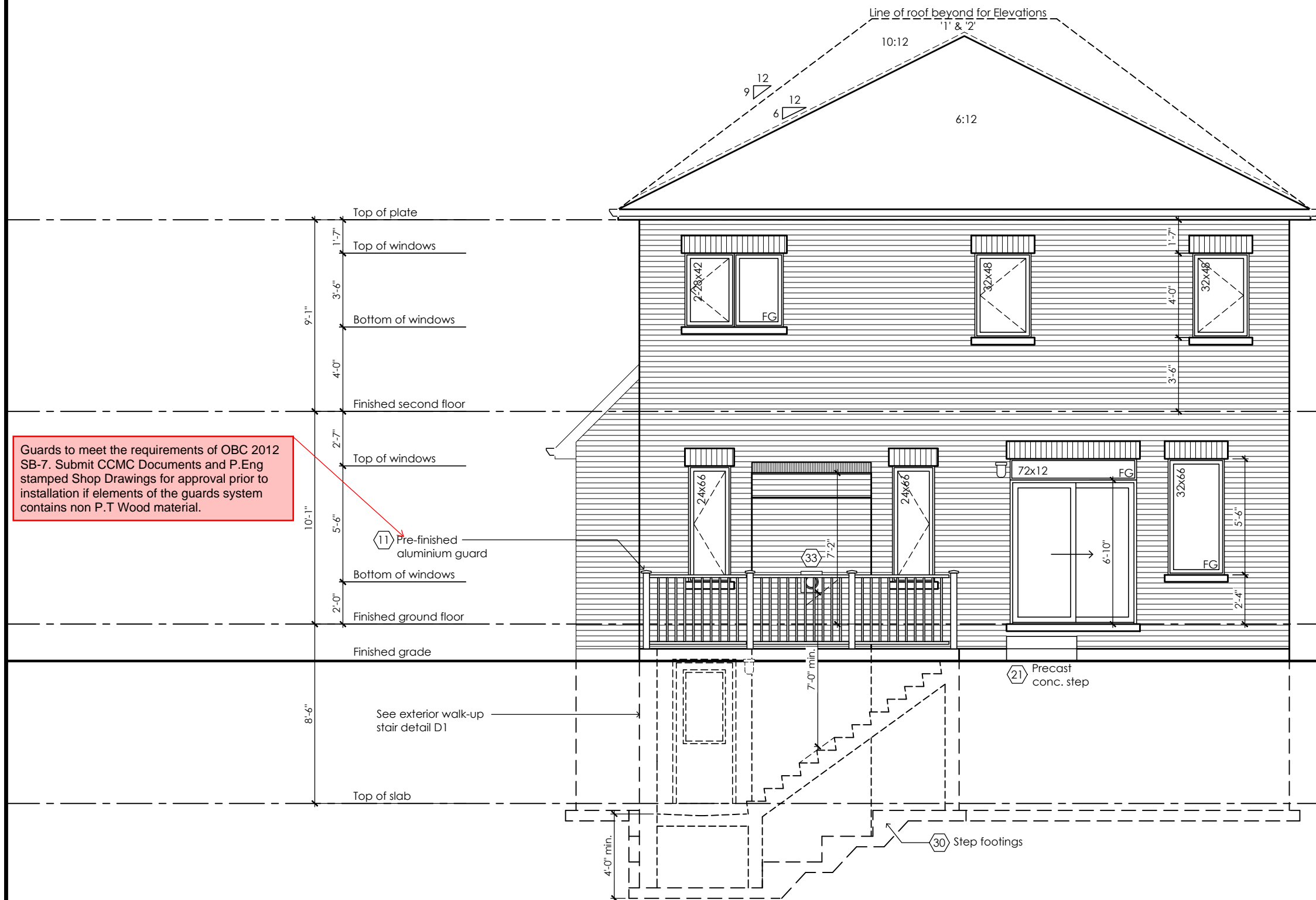
Deck and guard construction shall  
comply with attached details.

CITY OF RICHMOND HILL  
BUILDING DIVISION  
08/21/2024  
REVISED  
Per: KER

STRUDET INC.  
REGISTERED PROFESSIONAL ENGINEER  
B. MARINKOVIC  
September 26, 2023  
FOR STRUCTURE ONLY  
**Rose 5**  
Compliance Package A1

Contractor shall check all dimensions and elevations before commencing with work and report any discrepancies to the Designer. Prints are not to be scaled.		<p>The undersigned has reviewed and takes responsibility for this design, as well as having the qualifications and requirements mandated by the Ontario Building Code (O.B.C.) to be a Designer.</p> <p><b>Qualification Information</b></p> <p>Jamie Mack 35923 Name BCIN Signature</p> <p>Registration Information <b>Mackitecture</b> 103532</p>		<p><b>www.mackitecture.ca</b> 975A Elgin Street West, Suite 353 Cobourg, ON K9A 5J3 Tel: 416-735-8190 Email: info@mackitecture.ca</p>		<p><b>Walkout Basement Plans</b> Elevations 1, 2 and 3</p> <table><tr><td>scale</td><td>by</td><td>area</td><td>sheet no.</td></tr><tr><td>3/16" = 1'-0"</td><td>DO</td><td>-</td><td rowspan="2">10-2</td></tr><tr><td>date</td><td>type</td><td>project no.</td></tr><tr><td>2023-09-25</td><td>40' Single</td><td>22-016</td></tr></table>		scale	by	area	sheet no.	3/16" = 1'-0"	DO	-	10-2	date	type	project no.	2023-09-25	40' Single	22-016	<p><b>www.greenparkgroup.ca</b></p> <p>project name <b>Trinigroup Developments Inc.</b></p>	
scale	by	area	sheet no.																				
3/16" = 1'-0"	DO	-	10-2																				
date	type	project no.																					
2023-09-25	40' Single	22-016																					

Drawing created with Mackitecture v.1.0.0 [build 2657]. File P:\2022\22-016-GREENPARK-TRINGROUP-RICHMOND HILL\WORKING\22-016-ROSE 5-WD-V1.DWG plotted on 2023-09-25 at 1:31:22 PM by JMACK



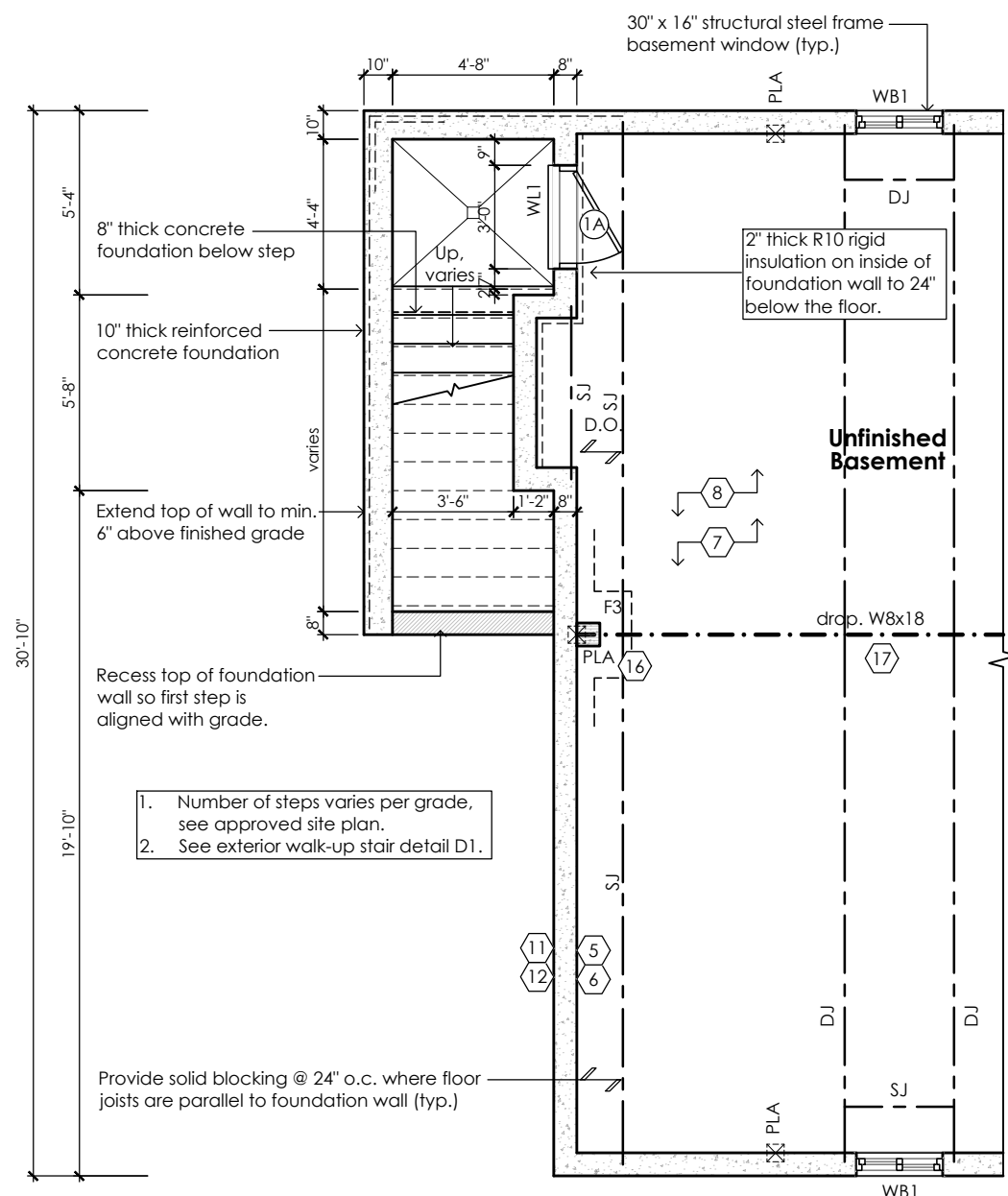
Rear Elevation '1' (elevation 2 and 3 are similar)  
For Walk-up Condition

CITY OF RICHMOND HILL  
BUILDING DIVISION  
08/21/2024  
REVISED  
Per: KER

City of Richmond Hill  
Design Review  
☐ Preliminary ☒ Final  
10 Aug 2024 By: James Paulidis

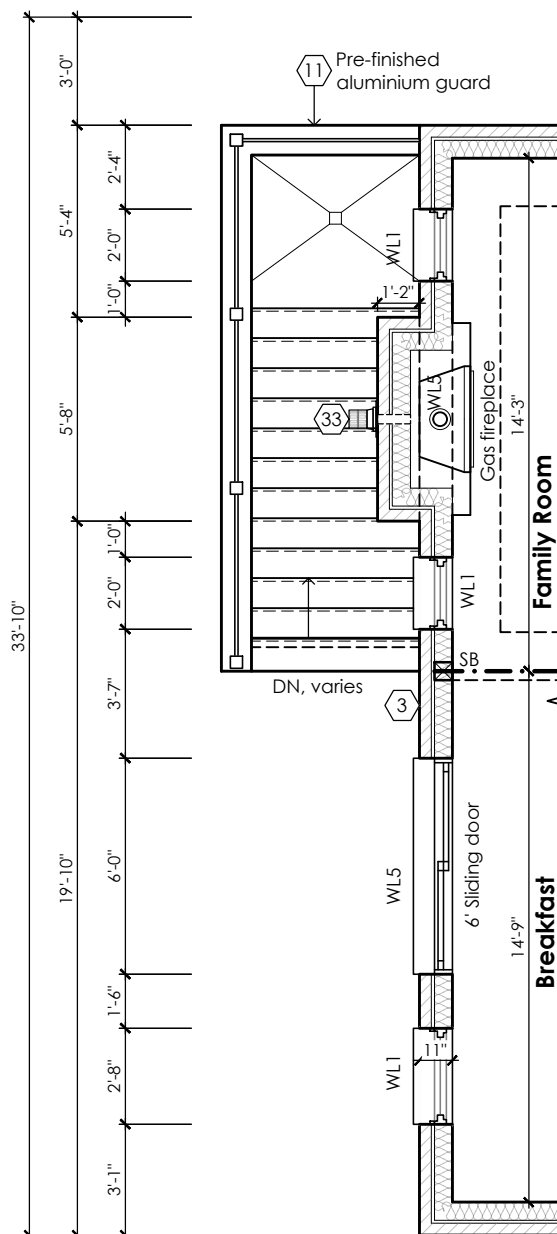
Rose 5  
Compliance Package A1

	<p>The undersigned has reviewed and takes responsibility for this design, as well as having the qualifications and requirements mandated by the Ontario Building Code (O.B.C.) to be a Designer.</p> <p><b>Qualification Information</b></p> <div><div>Jamie Mack</div><div>35923</div><div></div></div> <div><div>Name</div><div>BCIN</div><div>Signature</div></div> <div><div>Registration Information</div><div><b>Mackitecture</b></div><div>103532</div></div>	<div> <b>www.mackitecture.ca</b> 975A Elgin Street West, Suite 353 Cobourg, ON K9A 5J3 Tel: 416-735-8190 Email: info@mackitecture.ca</div>	<table><tr><td colspan="4">title</td></tr><tr><td colspan="4">Walk-up Elevations Elevations 1, 2 and 3</td></tr><tr><td>scale</td><td>by</td><td>area</td><td>sheet no.</td></tr><tr><td>3/16" = 1'-0"</td><td>DO</td><td>-</td><td rowspan="2">11-1</td></tr><tr><td>date</td><td>type</td><td>project no.</td></tr><tr><td>2023-10-12</td><td>40' Single</td><td>22-016</td></tr></table>	title				Walk-up Elevations Elevations 1, 2 and 3				scale	by	area	sheet no.	3/16" = 1'-0"	DO	-	11-1	date	type	project no.	2023-10-12	40' Single	22-016	<div> <b>www.greenparkgroup.ca</b></div> <div>project name</div> <div>Trinigroup Developments Inc.</div>
title																										
Walk-up Elevations Elevations 1, 2 and 3																										
scale	by	area	sheet no.																							
3/16" = 1'-0"	DO	-	11-1																							
date	type	project no.																								
2023-10-12	40' Single	22-016																								
Contractor shall check all dimensions and elevations before commencing with work and report any discrepancies to the Designer. Prints are not to be scaled.																										

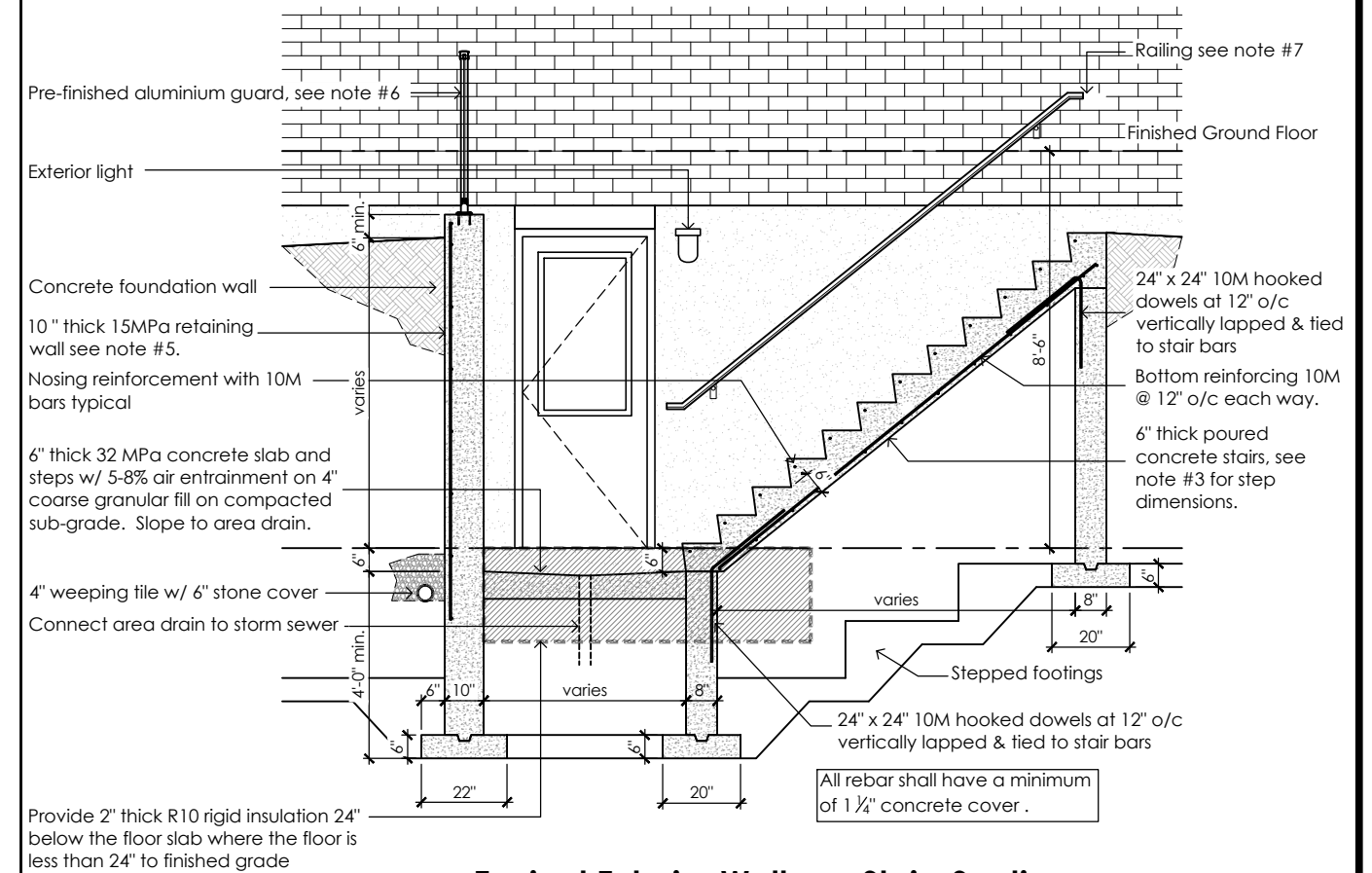


Partial Basement Plan For  
Walk-up Condition  
Elevation '1', '2' and '3'

Refer to attached  
detail RHB01



Partial Ground Floor Plan  
For Walk-up Condition  
Elevation '1', '2' and '3'



D1 Typical Exterior Walk-up Stairs Section  
1/4" = 1'-0"

#### General Notes

- Footing**  
15MPa poured concrete footings. 22" wide x 6" thick for 10" thick foundation wall and 20" wide x 6" thick for 8" thick foundation walls. All footings shall rest on natural undisturbed soil or compacted granular fill.
- Concrete**  
Minimum compressive strength of 32 MPa (4650 psi) at 28 days w/ 5% to 8% air entrainment.
- Exterior Stairs**  
4 7/8" (125mm) minimum rise, 7 7/8" (200mm) maximum rise  
10 1/8" (255mm) minimum tread, 13 7/8" (355mm) maximum tread.  
The depth of a rectangular tread shall be not less than its run and not more than its run plus 1" (25mm).
- Insulation**  
For insulation value & vapour barrier location refer to note 13 of standard notes.
- Retaining wall**  
10" (250mm) thick 15MPa poured concrete w/ no reinforcing required for wall heights less than 4'-7" (1.4m).  
For wall heights greater than 4'-7" (1.4m) provide 15M vertical reinforcement @ 16" (400mm) o.c. and 15M horizontal reinforcement @ 24" (600mm) o.c. Retaining wall to resist lateral design loads as per OBC division B section 4.1.5.16.
- Guards**  
Guards shall be designed to resist the specified loads prescribed in Table 9.8.8.2, or constructed in accordance with the requirements in MMAH Supplementary Standard SB-7, "Guards for Housing and Small Buildings".  
3'-6 1/8" (1070mm) high where distance from grade to bottom of walk-up exceeds 5'-10 1/8" (1.80m). 2'-11 1/8" (900mm) high for lesser heights.  
Maximum 4" between vertical pickets.  
Guards shall be designed so that no member, attachment or opening located between 5 1/2" and 35 1/8" (140 mm and 900 mm) above the floor or walking surface protected by the guard will facilitate climbing. (9.8.8.6.)
- Handrails**  
At least one required handrail shall be continuous throughout the length of the stair.  
Handrails shall be terminated in a manner that will not obstruct pedestrian travel or create a hazard.  
The height of handrails shall be not less than 34 1/8" (865) and not more than 42 1/8" (1070).  
A clearance of not less than 50 mm shall be provided between a handrail and any surface behind it.  
Handrails and projections below handrails, including handrail supports and stair stringers, shall not project more than 4" (100) into the required width of a stair or ramp.

STRUDET INC.



FOR STRUCTURE ONLY

CITY OF RICHMOND HILL  
BUILDING DIVISION  
08/21/2024

REVISED  
Per: KER

Rose 5  
Compliance Package A1

Greenpark

www.greenparkgroup.ca

Trinigroup Developments Inc.

Walk-up Plans  
Elevations 1, 2 and 3

scale	by	area	sheet no.
3/16" = 1'-0"	DO	-	11-2
date	type	project no.	
2023-10-12	40' Single	22-016	

The undersigned has reviewed and takes responsibility for this design, as well as having the qualifications and requirements mandated by the Ontario Building Code (O.B.C.) to be a Designer.

#### Qualification Information

Jamie Mack 35923  
Name BCIN Signature  
Registration Information Mackitecture 103532

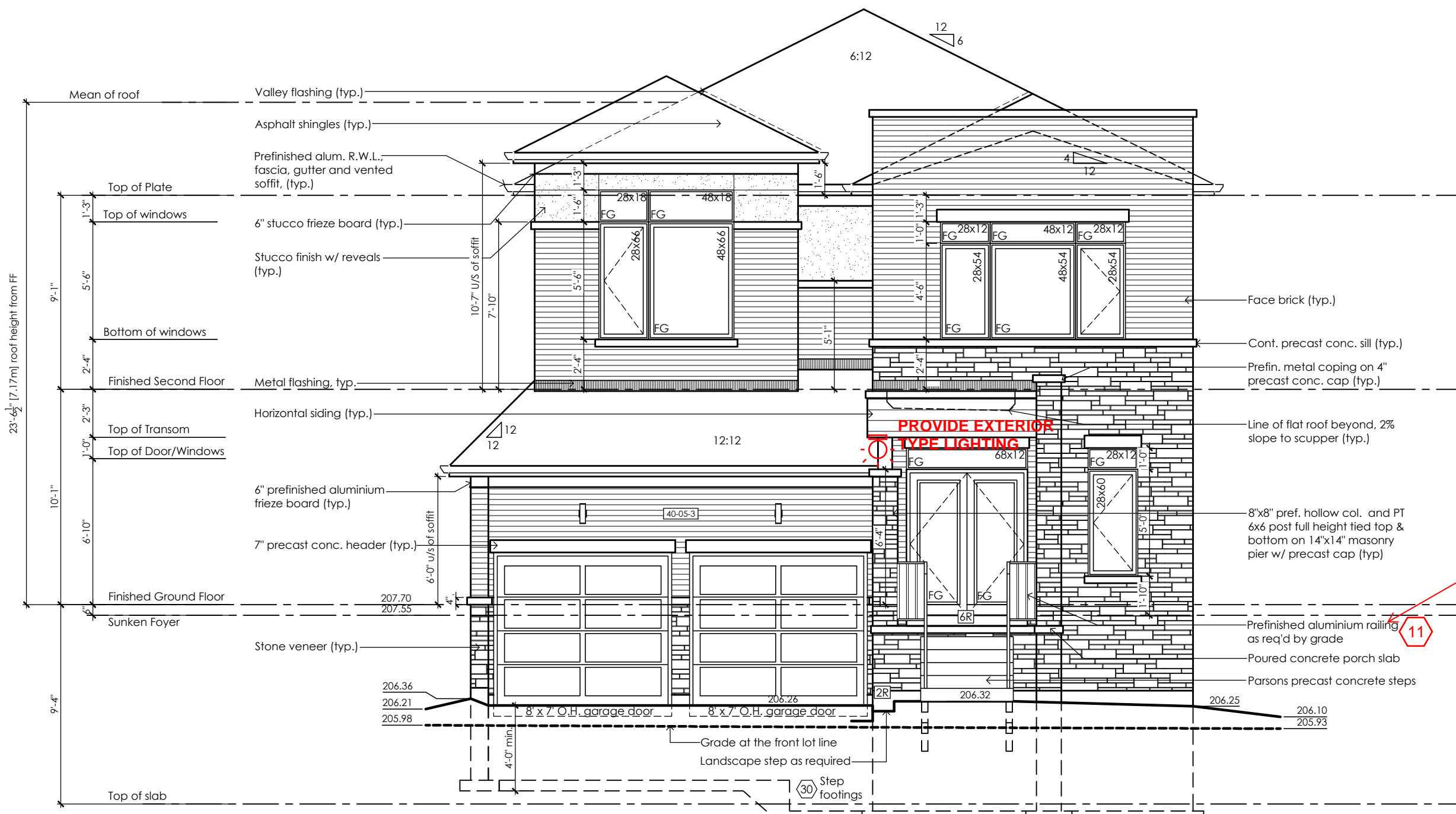


www.mackitecture.ca

975A Elgin Street West, Suite 353  
Cobourg, ON K9A 5J3  
Tel: 416-735-8190 Email: info@mackitecture.ca

Contractor shall check all dimensions and elevations before commencing with work and report any discrepancies to the Designer. Prints are not to be scaled.





Guards to meet the requirements of OBC 2012 SB-7. Submit CCMC Documents and P.Eng stamped Shop Drawings for approval prior to installation if elements of the guards system contains non P.T Wood material.

It is the builder's complete responsibility to ensure that all plans submitted for approval fully comply with the Architectural Guidelines and all applicable regulations and requirements including zoning provisions and any provisions in the subdivision agreement. The Control Architect is not responsible in any way for examining or approving site (lotting) plans or working drawings with respect to any zoning or building code or permit matter or that any house can be properly built or located on its lot.

This is to certify that these plans comply with the applicable Architectural Design Guidelines approved by the City of Richmond Hill.

CITY OF RICHMOND HILL  
BUILDING DIVISION  
08/21/2024  
REVISED  
Per: KER

City of Richmond Hill  
Design Review  
☐ Preliminary ☒ Final  
10 Aug 2024 By: James Paulidis

## Lot 64 - Rose 5-3 Rev.

Compliance Package A1

Contractor shall check all dimensions and elevations before commencing with work and report any discrepancies to the Designer. Prints are not to be scaled.

The undersigned has reviewed and takes responsibility for this design, as well as having the qualifications and requirements mandated by the Ontario Building Code (O.B.C.) to be a Designer.

**Qualification Information**

Jamie Mack 35923  
Name BCIN Signature  
Registration Information Mackitecture 103532

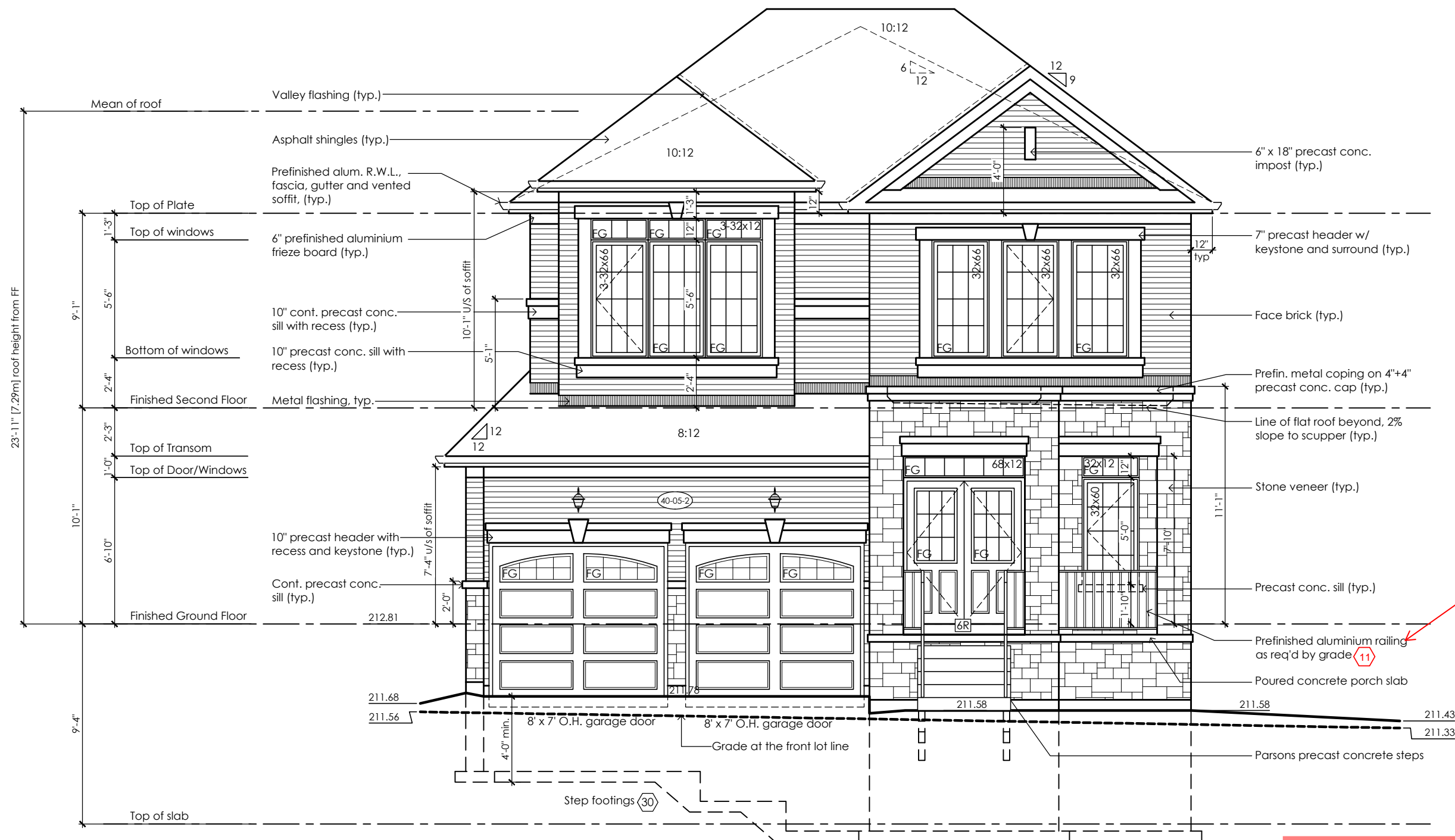
  
**www.mackitecture.ca**  
975A Elgin Street West, Suite 353  
Cobourg, ON K9A 5J3  
Tel: 416-735-8190 Email: info@mackitecture.ca

Lot 64 Front Elevation  
Rose 5, Elevation 3 Rev.

scale 3/16" = 1'-0"	by DO	area 3339 sq ft	sheet no. 64-1
date 2024-02-29	type 40' Single	project no. 22-016	

  
**www.greenparkgroup.ca**

project name  
**Trinigroup Developments Inc.**



Guards to meet the requirements of OBC 2012 SB-7. Submit CCMC Documents and P.Eng stamped Shop Drawings for approval prior to installation if elements of the guards system contains non P.T Wood material.

It is the builder's complete responsibility to ensure that all plans submitted for approval fully comply with the Architectural Guidelines and all applicable regulations and requirements including zoning provisions and any provisions in the subdivision agreement. The Control Architect is not responsible in any way for examining or approving site (lotting) plans or working drawings with respect to any zoning or building code or permit matter or that any house can be properly built or located on its lot.

This is to certify that these plans comply with the applicable Architectural Design Guidelines approved by the City of Richmond Hill.

CITY OF RICHMOND HILL  
BUILDING DIVISION

08/21/2024

REVISED  
Per: KER

City of Richmond Hill  
Design Review

☐ Preliminary ☒ Final

10 Aug 2024 By: James Paulidis

Lot 101 - Rose 5-2 Rev.

Compliance Package A1

Contractor shall check all dimensions and elevations before commencing with work and report any discrepancies to the Designer. Prints are not to be scaled.

The undersigned has reviewed and takes responsibility for this design, as well as having the qualifications and requirements mandated by the Ontario Building Code (O.B.C.) to be a Designer.

Qualification Information

Jamie Mack 35923  
Name BCIN  
Registration Information Mackitecture 103532



www.mackitecture.ca

975A Elgin Street West, Suite 353  
Cobourg, ON K9A 5J3  
Tel: 416-735-8190 Email: info@mackitecture.ca

Lot 101 Front Elevation  
Rose 5, Elevation 2 Rev.

scale 3/16" = 1'-0"  
date 2024-02-28  
by DO  
type 40' Single  
area 3337 sq ft  
project no. 22-016  
sheet no. 101-1



www.greenparkgroup.ca

project name  
Trinigroup Developments Inc.