

CONSTRUCTION SUMMARY				
Palmetto - Zadorra Estates Corp.				
PURCHASERS: Ajit Singh PARASHAR and Neelam SHARMA			TEL: RES.: 416-902-0276	
LOT / PHASE	REG. PLAN #	HOUSE TYPE		
147 / 1		Villa 12 Elev 3		

CABINETRY

1 - CABINETRY - KITCHEN - UPGRADE 3 08Feb24 Note:	
1 - KITCHEN - DELETE CABINETS ABOVE STOVE AND HOOD FAN - VENDOR WILL SUPPLY 6 INCH VENT 08Feb24 Note: SEE ELECTRICAL FOR UPGRADE FAN	
1 - CABINETRY PROVISION - PROVISION FOR PLUG ON ISLAND (PLUG EXTRA ORDERED SEPARATELY) 25Oct23 Note:	

CABINETRY ACCESSORIES

1 - KITCHEN CABINETRY BASE - COOKTOP CABINET WITH POT DRAWERS (2 DRAWERS) - UPGRADE 3 08Feb24 Note:	
1 - KITCHEN CABINETRY - BUILT-IN MICROWAVE/OVEN COMBO WITH ONE POT DRAWER - UPGRADE 3 08Feb24 Note: *SHIFT FRIDGE TO ACCOMODATE BUILT IN TOWER*	
1 - KITCHEN CABINETRY UPPER - FULL DEPTH ABOVE FRIDGE UPPER WITH GABLES - 650MM DEEP - PRICE IS EACH 08Feb24 Note: *SHIFT FRIDGE TO ACCOMODATE BUILT IN TOWER*	
1 - KITCHEN CABINETRY BASE - PULLOUT WIRE SPICE RACK - PRICE IS EACH 08Feb24 Note:	
1 - KITCHEN CABINETRY BASE - PULLOUT RECYCLE 2 BIN - PRICE IS EACH 08Feb24 Note:	

CERAMIC TILE

1 - TILE - UPGRADE 4 FLOOR TILE - POWDER ROOM 08Feb24 Note:	
1 - TILE - UPGRADE 4 FLOOR TILE - KITCHEN/BREAKFAST AREA 08Feb24 Note:	
1 - TILE - UPGRADE 4 FLOOR TILE - GARAGE ENTRANCE/MUD ROOM 08Feb24 Note:	
1 - TILE - UPGRADE 4 FLOOR TILE - FOYER 08Feb24 Note:	

CONSTRUCTION

3 - PRIMARY ENSUITE - PROVISION FOR SHAMPOO NICHE APPROX. 14" WIDE X 20" HIGH AS PER SKETCH – IF CONSTRUCTION PERMITS PRIMARY ENSUITE/ ENSUITE 2/3/ ENSUITE 4 25Oct23 Note:	
4 - ENLARGED BASEMENT WINDOWS (MAY REQUIRE WINDOW WELLS) - WINDOW IS 30 INCHES X 24 INCHES 09Jun23 Note:	

COUNTER TOP

1 - KITCHEN BACKSPLASH EXTRA AREA FOR QUARTZ BACKSPLASH - EXTRA AREA BEHIND CHIMNEY HOOD FAN TO CEILING - FOR 9 FOOT CEILING 08Feb24 Note:	
---	--

CONSTRUCTION SUMMARY				
Palmetto - Zadorra Estates Corp.				
PURCHASERS: Ajit Singh PARASHAR and Neelam SHARMA			TEL: RES.: 416-902-0276	

LOT / PHASE	REG. PLAN #	HOUSE TYPE		
147 / 1		Villa 12 Elev 3		
1 - KITCHEN BACKSPLASH FULL HEIGHT - UPGRADE STONE COUNTER TOP 08Feb24 Note: PRICE DOES NOT INCLUDE AREA BEHIND CHIMNEY HOOD TO CEILING - SOLD SEPARATELY				
1 - KITCHEN COUNTER TOP - UPGRADE STONE COUNTER TOP 08Feb24 Note:				
3 - PRIMARY ENSUITE - SHAMPOO NICHE 14" WIDE X 20" HIGH AS PER SKETCH – MARBLE, GRANITE OR QUARTZ – IF CONSTRUCTION PERMITS - REQUIRES PROVISION FROM CONSTRUCTION PRIMARY ENSUITE/ ENSUITE 2/3/ ENSUITE 4 25Oct23 Note: SUPPLY & INSTALL				

ELECTRICAL

1 - BUILT IN OVEN AND COOKTOP PROVISION - PROVISION ONLY - ELECTRICAL ONLY 08Feb24 Note:				
1 - KITCHEN - CANOPY HOOD FAN - 36" CYCLONE 550 CFM #SC51336 SS 08Feb24 Note:				
2 - SWITCH - DIMMER SWITCH IN LIEU OF EXISTING SWITCH - PRICE IS EACH FAMILY ROOM & DINING ROOM 25Oct23 Note:				
1 - PLUG - ELECTRICAL PLUG - TO BE INSTALLED OVER FIREPLACE 25Oct23 Note:				
1 - PLUG - ELECTRICAL PLUG - ADD TO ISLAND 25Oct23 Note:				
1 - ABOVE KITCHEN ISLAND - ADD LIGHT AND SWITCH - NO FIXTURE INCLUDED 25Oct23 Note:				
1 - PLUG - ELECTRICAL PLUG WITH GFI AND SWITCH - FOR FESTIVE LIGHTING 25Oct23 Note:				
1 - ELECTRIC VEHICLE ROUGH-IN PROVISION ONLY FOR FUTURE ELECTRIC CAR (CONDUIT FROM BASEMENT INTO JUNCTION BOX IN GARAGE WITH PULL STRING, NO WIRE) 25Oct23 Note:				

FIREPLACE AND ACCESSORIES

1 - GAS LINE ROUGH-IN FOR STOVE (INCLUDES ELECTRICAL OUTLET) - FIRST FLOOR 25Oct23 Note:				
---	--	--	--	--

HARDWOOD FLOORING

1 - LAMINATE – UPGRADE TO AVENUE SERIES IN LIEU OF STANDARD LAMINATE - ALL BEDROOMS 08Feb24 Note:				
1 - HARDWOOD - GROUP B SERIES 5 INCH - UPPER HALL 08Feb24 Note:				
1 - HARDWOOD - GROUP B SERIES 5 INCH - FIRST FLOOR HARDWOOD AREAS INCLUDING STAIR LANDINGS 08Feb24 Note:				

HEATING AND AIR CONDITIONING

CONSTRUCTION SUMMARY

Palmetto - Zadorra Estates Corp.

PURCHASERS: Ajit Singh PARASHAR and Neelam SHARMA

TEL: RES.: 416-902-0276

LOT / PHASE 147 / 1	REG. PLAN #	HOUSE TYPE Villa 12 Elev 3		
------------------------	-------------	-------------------------------	--	--

1 - HUMIDIFER (MANUAL) 25Oct23 Note:	
--	--

MISCELLANEOUS

1 - FURTHER VENDOR DISCOUNT 08Feb24 Note:	
---	--

PLUMBING

1 - SINK - UNDERMOUNT SINK - TECO KITCHEN #170 08Feb24 Note:	
3 - TOE TESTER - ADD TOE TESTER TO SHOWER PRIMARY ENSUITE/ ENSUITE 2/3/ ENSUIITE 4 25Oct23 Note:	
2 - HOSE BIB - EXTERIOR FROST FREE BACKYARD & GARAGE 25Oct23 Note:	
1 - WATER LINE FOR FRIDGE - ROUGH-IN ONLY 25Oct23 Note:	
1 - ENSUITE 2/3 - TUB TO SHOWER CONVERSION - 5 FOOT SHOWER WITH SLIDING GLASS CHROME DOORS IN LIEU OF TUB INCLUDES SHOWER POT LIGHT 25Oct23 Note:	

PROMOTIONAL

1 - LESS BALANCE OF CREDIT FROM PURCHASER EXTRA SHEET IN OFFER 25Oct23 Note:	
1 - PARTIAL REDEMPTION OF PROMOTIONAL PACKAGE \$2,600.00 BALANCE FORWARD \$12,400.00 TO BE USED AT A LATER DATE. ORIGINAL PROMOTIONAL PACKAGE OF \$15,000.00 AS PER SCHEDULE PE. 09Jun23 Note:	

STAIRS AND RAILINGS

1 - STAINED STAIRS - STANDARD STAIRCASE 08Feb24 Note: INCLUDING STEPS TO LOWER LANDING	
--	--

EXTRAS AS PER OFFER

The Vendor agrees that notwithstanding any other term or provision in this Agreement included in the Purchase Price and in addition to those items detailed in Schedule GP to the Agreement of Purchase and Sale, the Purchaser is entitled to a credit of Fif Worksheet Note:	
--	--

This Document is Extremely Time Sensitive - Printed 8 Feb 24 at 13:39

Purchasers:

Telephone Res. / Bus:

Decor Advisor:

Lock Date:

Ajit Singh PARASHAR & Neelam SHARMA

(416) 902-0276 /

Ida Viola

15-Feb-24

Property: 147

Project: Zadorra Estates Corp.

Model and Elevation: Villa 12 Elev 3

8-Feb-24

Plan #: 40M-2763

1. Cabinetry

	Style and Colour	Hardware
Kitchen / Breakfast	LEGACY 662 CREMA	467SA
Laundry Room	ELISSE	Standard
Powder Room	DORAL H3078 HACIENDA WHITE	468SA
Master Ensuite Bathroom	DORAL H3078 HACIENDA WHITE	467SA
Ensuite Bath - Bedroom 2/3	CONTINENTAL 350 PLATINUM SILVER	467SA
Ensuite Bath - Bedroom 4	DORAL K38 RIVERSIDE	467SA
Stove Opening	SEE SPECS	NOTE: If not specified, opening will be set to builder's standard opening of approximately 30" width
Fridge Opening	SEE SPECS	NOTE: If not specified, opening will be set to builder's standard opening of approximately 37" width x 74" height

** Refer to Construction Summary

2. Counters

	Counter	Edge	Niche
Kitchen / Breakfast	QUARTZ-VIRGINIA	#360 EDGE	
Laundry Room	N/A		
Powder Room	LAMINATE-WHITE CARRARA 4924-38		
Master Ensuite Bathroom	LAMINATE-WHITE CARRARA 4924-38		QUARTZ - VEGA
Ensuite Bath - Bedroom 2/3	LAMINATE-NEUTURAL GLACE 4143-60		QUARTZ - VEGA
Ensuite Bath - Bedroom 4	LAMINATE-PALOMA POLAR 6698-46		QUARTZ - VEGA
Kitchen Backsplash	QUARTZ-VIRGINIA		

** Refer to Construction Summary

Purchasers: Ajit Singh PARASHAR & Neelam SHARMA

Telephone Res. / Bus: (416) 902-0276 /

Decor Advisor: Ida Viola

Lock Date: 8-Feb-24

Property: 147

Project: Zadorra Estates Corp.

Model and Elevation: Villa 12 Elev 3

Plan #:

3. Ceramic Flooring		At a 45
Entrance Vestibule	TILE-MAINSTONE SILVER POLISHED 24X24	<input type="checkbox"/>
Main Hall	HARDWOOD	<input type="checkbox"/>
Kitchen / Breakfast	TILE-MAINSTONE SILVER POLISHED 24X24	<input type="checkbox"/>
Laundry Room	TILE-KALMA BLANCO GLOSSY 12.5 X 12.5	<input type="checkbox"/>
Powder Room	TILE-MAINSTONE SILVER POLISHED 24X24	<input type="checkbox"/>
Master Ensuite Bathroom	TILE-KALMA BLANCO GLOSSY 12.5 X 12.5	<input type="checkbox"/>
Ensuite Bath - Bedroom 2/3	TILE-KALMA BLANCO GLOSSY 12.5 X 12.5	<input type="checkbox"/>
Ensuite Bath - Bedroom 4	TILE-KALMA BLANCO GLOSSY 12.5 X 12.5	<input type="checkbox"/>
Mud Room	TILE-MAINSTONE SILVER POLISHED 24X24	<input type="checkbox"/>
		<input type="checkbox"/>
		<input type="checkbox"/>

** Refer to Construction Summary ** METAL STRIP THRESHOLD WHERE APPLICABLE UNLESS SPECIFIED **



4. Ceramic Wall Tile		
Master Ensuite Bathroom	Selection	Describe
Tub Deck Wall		
Shower Stall	TILE-CONCEPT PLUS DARK GREY 8X16	
Bathtub Enclosure Walls		
Ensuite Bath - Bedroom 2/3	TILE-CONCEPT PLUS DARK GREY 8X16	
Ensuite Bath - Bedroom 4	TILE-CONCEPT PLUS LIGHT GREY 8X16	
Mud Room	N/A	
Kitchen Backsplash	QUARTZ-VIRGINIA	

** Refer to Construction Summary - STANDARD GROUT THROUGHOUT UNLESS SPECIFIED

5. Trim Carpentry	
Interior Doors	CARRARA-SMOOTH
Interior Trim	As Per Construction Specifications
** Refer to Construction Summary	

6. Plaster Mouldings and Medallions					
Entrance Vestibule	N/A		Kitchen/Breakfast	N/A	
Main Hall	N/A		Den/Library	N/A	
Living Room	N/A		Lower Landing	N/A	
Dining Room	N/A				
Family Room	N/A				

** Refer to Construction Summary

Initials:  

7. Other Flooring

Main Hall	HARDWOOD-VINTAGE NORTHERN SOLID SAWN SMOOTH WHITE OAK CHARACTER ATHENA UVF 5"
Living Room	N/A
Dining Room	HARDWOOD-VINTAGE NORTHERN SOLID SAWN SMOOTH WHITE OAK CHARACTER ATHENA UVF 5"
Family Room	HARDWOOD-VINTAGE NORTHERN SOLID SAWN SMOOTH WHITE OAK CHARACTER ATHENA UVF 5"
Den / Library / Study	HARDWOOD-VINTAGE NORTHERN SOLID SAWN SMOOTH WHITE OAK CHARACTER ATHENA UVF 5"
Basement Landing(If Applies)	N/A
Lower Landing (If Applies)	N/A
Upper Landing	HARDWOOD-VINTAGE NORTHERN SOLID SAWN SMOOTH WHITE OAK CHARACTER ATHENA UVF 5"
Upper Hall	HARDWOOD-VINTAGE NORTHERN SOLID SAWN SMOOTH WHITE OAK CHARACTER ATHENA UVF 5"
Master Bedroom	LAMINATE-AVENUE LAUREL OAK TL AV233 PEFC
Bedroom #2	LAMINATE-AVENUE LAUREL OAK TL AV233 PEFC
Bedroom #3	LAMINATE-AVENUE LAUREL OAK TL AV233 PEFC
Bedroom #4	LAMINATE-AVENUE LAUREL OAK TL AV233 PEFC
Bedroom #5	N/A
Underpad	Standard <input type="checkbox"/> Upgrade <input type="text"/>

** Refer to Construction Summary

8. Railings and Pickets

Railing Type	AS PER CONSTRUCTION SPECIFICATIONS	Colour	VINTAGE WHITE OAK ATHENA
Picket Type	AS PER CONSTRUCTION SPECIFICATIONS	Colour	VINTAGE WHITE OAK ATHENA
Stringer / Riser	AS PER CONSTRUCTION SPECIFICATIONS	Colour	VINTAGE WHITE OAK ATHENA
Treads	AS PER CONSTRUCTION SPECIFICATIONS	Colour	VINTAGE WHITE OAK ATHENA
Red Oak Stairs as Per Vendor's Standard			

** Refer to Construction Summary THE STAIN COLOURS OR FINISH AVAILABLE ON RISERS, TREADS, PICKETS AND RAILS (STAIRCASES), WILL NOT BE AN EXACT MATCH TO PREFINISHED HARDWOOD OR LAMINATE FLOORS.

9. Wall Paint Flat Finish

Main & Upper Hall	22 WARM GREY	Master Bedroom	22 WARM GREY
Living Room	N/A	Bedroom #2	22 WARM GREY
Dining Room	22 WARM GREY	Bedroom #3	22 WARM GREY
Kitchen / Breakfast	22 WARM GREY	Bedroom #4	22 WARM GREY
Family Room	22 WARM GREY	Bedroom #5	N/A
Powder Room	22 WARM GREY	Master Ensuite	22 WARM GREY
Laundry Room	22 WARM GREY	Ensuite Bath - Bedroom 2/3	22 WARM GREY
Den/Library	22 WARM GREY	Ensuite Bath - Bedroom 4	22 WARM GREY
Trim & Door Paint-Semi Gloss	BIRCH WHITE	Mud Room	22 WARM GREY

** Refer to Construction Summary

Initials:





10. Fireplace

	Living Room			Family Room			Other Room - Specify		
	Purchased	As Per Plan	N/A	Purchased	As Per Plan	N/A	Purchased	As Per Plan	N/A
	<input type="radio"/>	<input type="radio"/>	<input type="radio"/>	<input type="radio"/>	<input checked="" type="radio"/>	<input type="radio"/>	<input type="radio"/>	<input type="radio"/>	<input type="radio"/>
Fireplace Type				As Per Construction Specifications					
Mantle Type				MANTLE M2-STANDARD					
Colour / Stain				AS PER CONSTRUCTION SPECIFICATIONS					
Surround				GRIGIO CARNICO					
Hearth				NO					
** Refer to Construction Summary									

11. Air Conditioning

Air Conditioning	NO
Comment	
** Refer to Construction Summary	

12. General Comments

** Refer to Construction Summary

Disclaimers and Notes


1) Colours of all materials are as close as possible to builder's selection, but not necessarily identical due to variances in manufacturing.

2) Any extras listed above are null and void unless accompanied by a separate invoice/amendment. Said invoice must be paid in full.


3) The Purchaser agrees that this colour selection is final and that no changes will be permitted, unless required by the Vendor.

4) The Purchaser acknowledges reading and accepting document which contains other miscellaneous disclaimers.

5) In the event of a conflict between the Standard Features schedule of the Agreement of Purchase and Sale and the Interior Colour Scheme, the Interior Colour Scheme shall prevail.

Signature: 

Date: Feb 8 / 2024

Signature: 

Date: Feb 8 / 2024

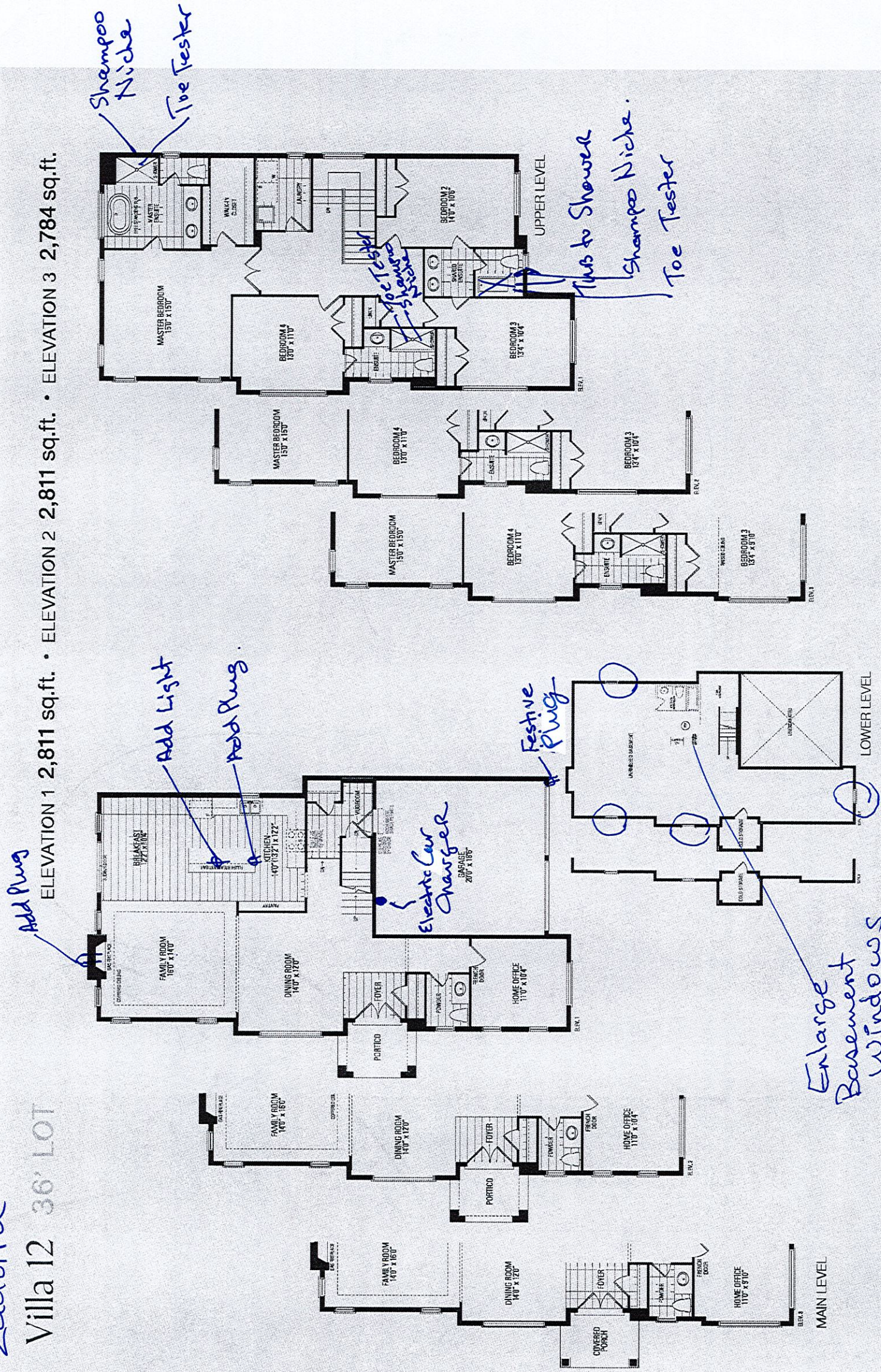
[illegible]

Selba Industries				J #
W WIDTH	W HGT	W CNT	This drawing is the intellectual property of SELBA INDUSTRIES INC. and is an original design which must not be released or copied unless applicable fee has been paid or job order placed.	
FLOOR HGT	DOOR HGT		JOB NUMBER: BUILDER: GREENPARK HOMES SITE: ZADORRA, Oshawana MODEL: VILLA 12X EL 3 LOT #:	
ST CENT	2X4	VENT BOX COVER	DESIGNER: BM DATE: AUG 4 23	

Lot 147 Zadorra

Villa 12 36' LOT

ELEVATION 1 2,811 sq.ft. • ELEVATION 2 2,811 sq.ft. • ELEVATION 3 2,784 sq.ft.



Orientation of home may be reversed and purchaser agrees to accept the same. Steps and porches may vary at any exterior entrance ways due to grading variance. Actual usable floor space may vary from the stated floor areas. All renderings are artist's concept. Dimensions, specifications and architectural detailing subject to modifications. Roofline and adjoining model types may vary due to siting. E. & O. E. May 2023

30" Microwave Combination Wall Oven



Available Colors

- Stainless Steel
NQ70CG600DSR
- Matte Black
NQ70CG600DMT

Design

- Drop-Down Door Design
- Transitional Design

Features

- Steam Cook (Oven)
- Air Sous Vide (Oven)
- Air Fry, Tray Included (Oven)
- Convection Vegetable (Oven)
- Wi-Fi Connectivity
- Dual Convection
- Digital Touch Controls
- 7-Inch LCD Display
- Steam Clean & Self-Clean (Oven)
- Halogen Lights
- 2 Heavy-Duty Racks
- Gliding Rack
- Broil Element
- 6 Rack Positions (Oven)

Convenience

- Sabbath Mode (Oven)
- Delay Start (Oven)
- Child Safety Lock
- Warming Mode
- Kitchen Timer

Specifications

- Microwave Capacity: 1.9 cu. ft.**
 - Sensor Cook
 - Speed Convection
 - Speed Broil
 - Air Fry Auto Cook
- Oven Capacity: 5.1 cu. ft.**
 - Hidden Bake Element
 - Convection Bake: 175°F–550°F
 - Convection Roast: 175°F–550°F
 - Convection Vegetables: 350°F–450°F
 - Bake: 175°F–550°F
 - Broil: Low-High
 - Air Sous Vide: 100°F–205°F
 - Air Fry: 350°F–500°F
 - Steam Proof
 - Dehydrate

Dimensions

Product Dimensions & Weight (WxHxD)
Outside (Max) Wall Oven Dimensions:
29³/₄" x 43¹/₄" x 24³/₈"
Wall Oven Cut-Out Dimensions:
28⁵/₈" x 42¹/₄" x 23¹/₂"
Weight: 270.1 lbs

Shipping Dimensions & Weight (WxHxD)
Dimensions: 33³/₄" x 48¹/₄" x 29⁷/₁₆"
Weight: 299.8 lbs

Warranty

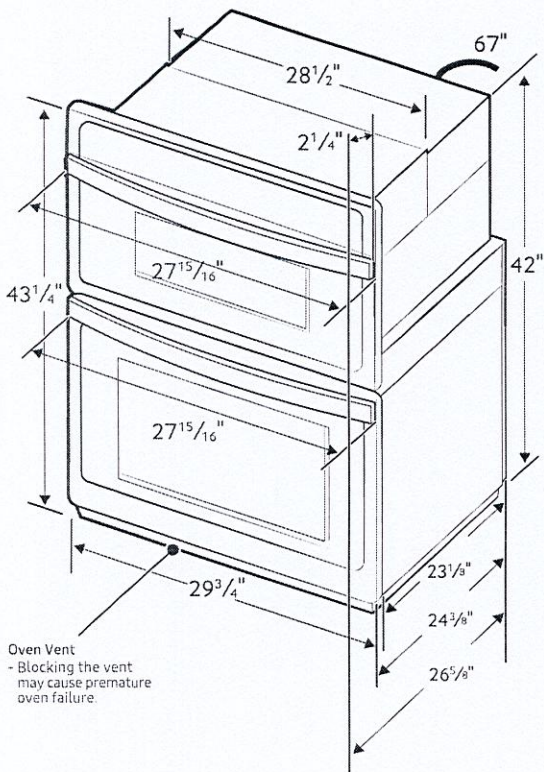
One (1) Year All Parts and Labor

UPC

Microwave Combination Wall Oven	Model #	UPC Code
Stainless Steel	NQ70CG600DSR	887276757605
Matte Black	NQ70CG600DMT	887276757599



Product Dimensions



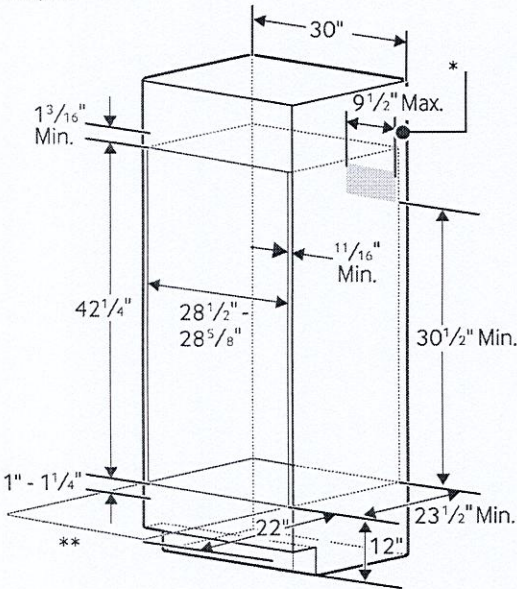
Electrical Requirements

KW RATING	
240V	8.2 kW
208V	6.2 kW
BREAKER SIZE	
240V	40 Amps
208V	30 Amps

Cabinet Dimensions

Combination Oven Installed in Cabinet

- * Junction Box.
- * Allow a minimum of 22" for clearance to adjacent corners, drawers, walls, etc. when door is open.




Actual color may vary. Design, specifications, and color availability are subject to change without notice. Non-metric weights and measurements are approximate.
©2023 Samsung Electronics America, Inc. 85 Challenger Road, Ridgefield Park, NJ 07660. Tel: 800-SAMSUNG. samsung.com. Samsung is a registered trademark of Samsung Electronics Co. Ltd.

RF27CG5400SR

147 Zadorra

SAMSUNG

Large Capacity 3-Door French Door 26 cu. ft.
Counter Depth Refrigerator with 4 types of ice



Signature Features

Large Counter Depth 26 cu. ft. Capacity

Store more groceries with more room to stay organized. Large 26 cu. ft. capacity fits big and bulky items and provides easy access to everything you need.

Four Ice Types

Enjoy your favorite beverage with your choice of ice. Choose cubed ice or Ice Bites™ from the Dual Ice Maker in the freezer drawer, or opt for curved or crushed ice from the external dispenser.

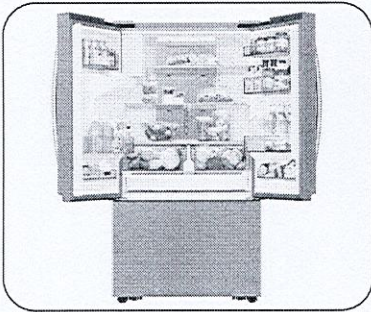
Modern Design

A flat-front design with low-profile door handles and recessed drawer handle fit seamlessly into your kitchen.

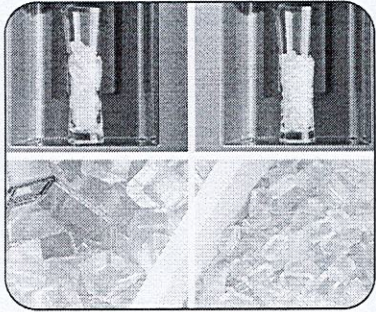
Available Color



Fingerprint Resistant
Stainless Steel



Large 26 cu. ft. Capacity



Refrigerator: Curved and Crushed Ice
Freezer: Cubed and Ice Bites™

Design

- Premium External Filtered Water and Ice Dispenser
- Large Counter Depth Capacity of 26 cu. ft.
- High-Efficiency LED Lighting
- Gallon Door Bin
- Fingerprint Resistant Finish

Technology

- Wi-Fi Enabled
- Power Cool & Power Freeze
- Door Alarm
- Water Filter Indicator

Performance

- Four Ice Types: Crushed, Curved, Cubed and Ice Bites™
- SmartThings Energy*
- Metal Cooling

*Available on Android and iOS devices. A Wi-Fi connection and a Samsung account are required.



SmartThings



ADA Compliant

Rating



ENERGY STAR® rated:
731 kWh/yr

3 of 8

Large Capacity 3-Door French Door 26 cu. ft.
Counter Depth Refrigerator with 4 types of ice

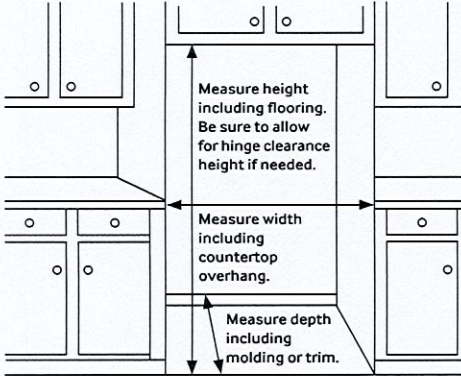
Lot 147 Zadorra

Installation Specifications

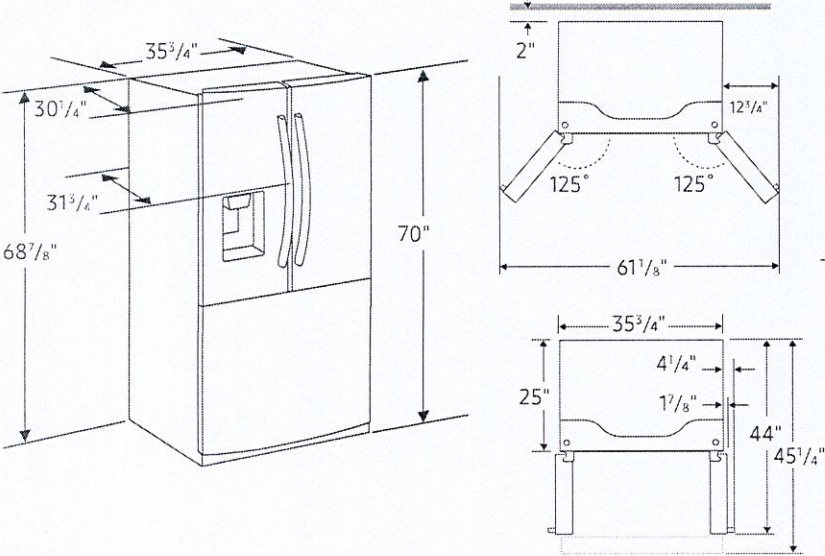
1. Measure the height, width and depth of the opening, making sure to include baseboards, molding tile, countertop overhang, etc. Check to be sure there is enough room to open the door (consider walls, islands or other obstacles when measuring).
2. Refer to illustration below to determine dimensions.
3. Allow 2.5" of clearance on hinge side of refrigerator when installing next to a wall where handle may make contact.
4. Allow 1" minimum clearance at rear for proper air circulation and water/electrical connections. Allow a 3/8" minimum clearance at sides and top for ease of installation.
5. Ensure each door and entryway in the home is wide enough for the refrigerator to be moved through easily.

For optimal usage and ability to open refrigerator doors completely, do not install next to a wall.

Please note: The following dimensions and cutout information is for planning purposes only. For complete installation details, consult manual packed with product or download manual online at [samsung.com](https://www.samsung.com).



Dimensions



Total Capacity: 25.5 cu. ft.

Refrigerator: 18.0 cu. ft.

- External Filtered Water and Ice Dispenser
- 4 Tempered Glass Spill-Proof Shelves
- Full-Width Drawer
- 2 Clear Drawers
- 7 Door Bins
 - Right: 1 Gallon Bin, 3 Regular Bins
 - Left: 3 Regular Bins
- High-Efficiency LED Lighting

Freezer: 7.5 cu. ft.

- Dual Ice Maker in Freezer (Cubed Ice or Ice Bites™)
- 2 Removable Ice Buckets and 1 Scoop
- 1 Large Opaque Bin with 1 Divider
- High-Efficiency LED Lighting

Accessories

Water Filter: HAF-QIN

Warranty

One (1) Year Parts and Labor on Refrigerator
Five (5) Years Parts and Labor on Sealed Refrigeration System Only*
Ten (10) Years Parts and Five (5) Years Labor on Digital Inverter Compressor

*Compressor, evaporator, condenser, drier and connecting tubing.

Product Dimensions & Weight

Dimensions (WxHxD with hinges, handles and doors):
35 3/4" x 70" x 31 3/4"

Dimensions (WxHxD without hinges and door):
35 3/4" x 68 7/8" x 25"

Dimensions (WxHxD with hinge and door, no handle):
35 3/4" x 70" x 30 1/4"

Weight: 285 lbs

Shipping Dimensions & Weight (WxHxD)

Dimensions: 37 3/4" x 75 7/16" x 31 9/16"
Weight: 295 lbs

Color	Model #	UPC Code
Fingerprint Resistant Stainless Steel	RF27CG5400SR	887276769233


Actual color may vary. Design, specifications, and color availability are subject to change without notice. Non-metric weights and measurements are approximate.
©2023 Samsung Electronics America, Inc., 85 Challenger Road, Ridgefield Park, NJ 07660. Tel: 800-SAMSUNG. [samsung.com](https://www.samsung.com). Samsung is a registered trademark of Samsung Electronics Co., Ltd.

NA30N7755TS

30" Gas Cooktop

147 Zadorra

SAMSUNG



Signature Features

22K True Dual-Power Burner

- Two independent heating burners offer intense heat and precise control to quickly boil water or temper chocolate.

Analog Controls with Digital Wi-Fi and Bluetooth® Technology

- The ultimate combination of analog comfort and digital technology delivers exceptional cooking performance.

Cast Iron Griddle

- Cook breakfast, grill sandwiches, or sauté vegetables on the removable griddle.


Available Colors




Stainless Steel (shown)



Fingerprint Resistant
Black Stainless Steel



22K True Dual-Power Burner



Cast Iron Griddle

Features

- Bluetooth® Connected to Hood
- Blue LED Lights
- Wi-Fi Connectivity
- Powerful Cooktop
 - Right Front: 13K BTU
 - Left Front: 9.5K BTU
 - Right Rear: 5K BTU
 - Left Rear: 9.5K BTU
 - Center: True Dual, 22K BTU (Brass)

- Cast Iron 3-Piece Grates
- Sealed Burners
- Burner On/Off Monitoring
- ADA Compliant

Convenience

- Wok Grate
- LP Conversion Kit

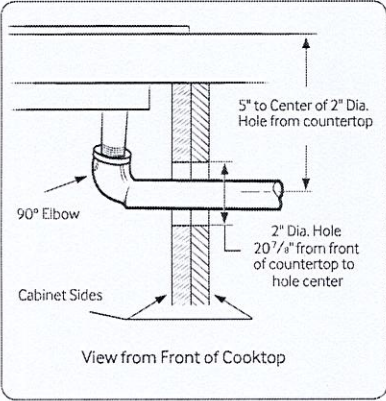
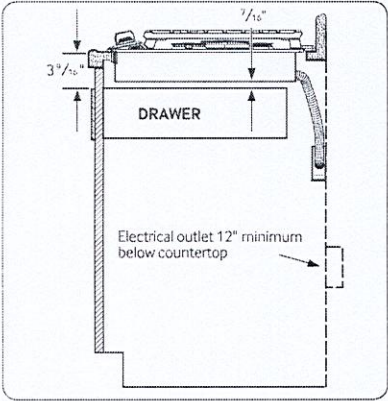
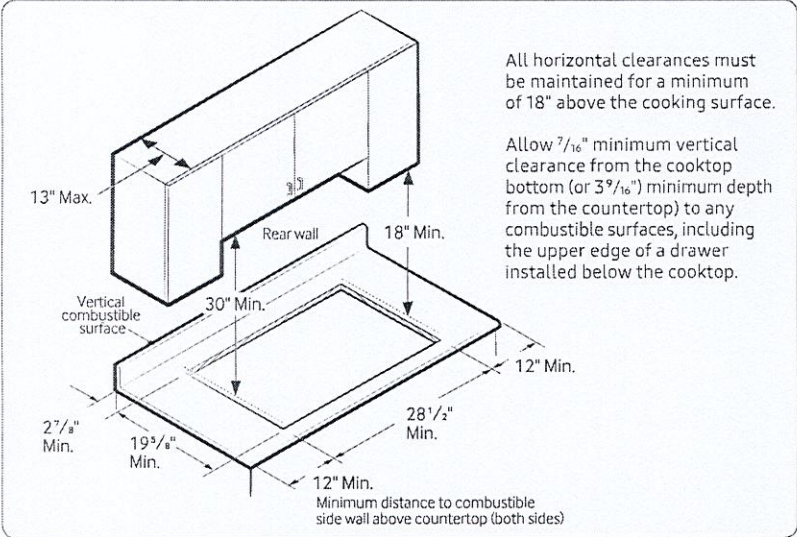


ADA Compliant

30" Gas Cooktop

Installation Requirements

Countertop cut-out and minimum clearance dimensions:



Total Power (BTU)

59K

Power Source

120V / 60 Hz / 1A

Gas Cooktop (BTU)

- Right Front: 13K
- Left Front: 9.5K
- Right Rear: 5K Simmer
- Left Rear: 9.5K
- Center: 22K (True Dual)

Warranty

One (1) Year All Parts and Labor

Product Dimensions & Weight (WxHxD)

Outside (Max) Cooktop Dimensions:

30" x 5 41/72" x 22 1/3"

Cooktop Cut-Out Dimensions:

28 1/2" x 3 1/8" x 19 5/8"

Weight: 75.8 lbs. (76.3 lbs. Fingerprint Resistant Black Stainless Steel)

Shipping Dimensions & Weight (WxHxD)

Dimensions: 34 11/16" x 10 5/8" x 25 5/8"

Weight: 84.0 lbs. (84.9 lbs. Fingerprint Resistant Black Stainless Steel)

Color

Stainless Steel

Model #

NA30N7755TS

UPC Code

887276281704

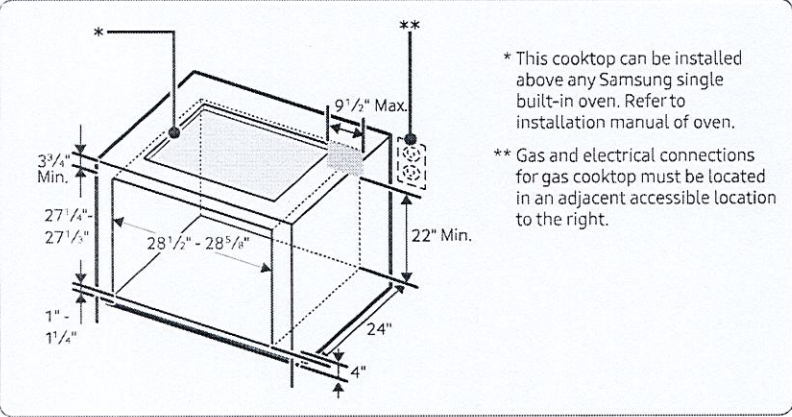
Fingerprint Resistant

Black Stainless Steel

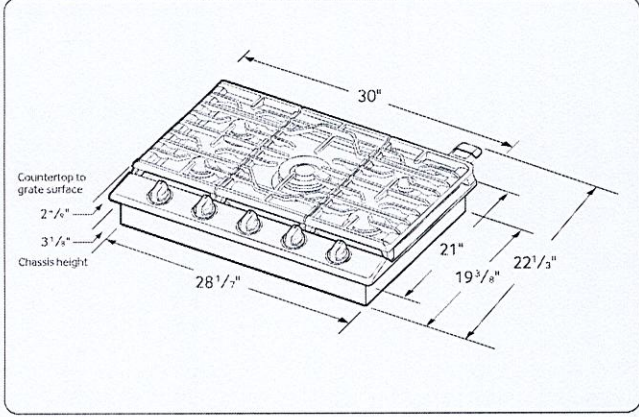
NA30N7755TG

887276281698

Installing Over a Single Oven



Cooktop Dimensions



DW80CG4021

147 Zadorra

SAMSUNG

Fingerprint Resistant 53 dBA Dishwasher with Adjustable Rack



Available Color



Fingerprint Resistant
Stainless Steel
DW80CG4021SR

Features

- Hidden Touch Controls
- Stainless Interior Door
- 53 dBA Noise Level
- Height-Adjustable Upper Rack
- Fingerprint Resistant Stainless Finish
- 3 Spray Wash Arms (Upper, Middle, Lower)

Convenience

- Control Lock
- Delay Start
- Digital Leak Sensor
- Silverware Basket
- 14 Place Settings

Additional Specifications

- 4 Wash Cycles:** Auto, Normal, Heavy, Express 60
- 4 Options:** Delay Start, Heated Dry, Sanitize (NSF Certified), Hi-Temp Wash

Rating

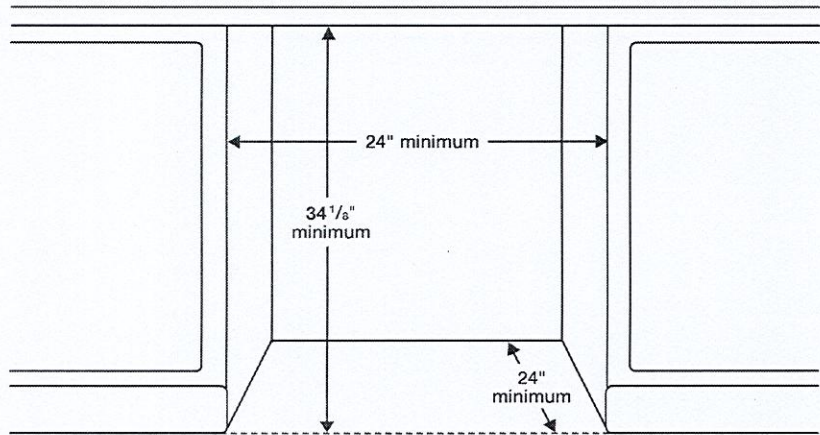


ENERGY STAR®
Rated:
239 kWh/yr

7068

Fingerprint Resistant 53 dBA Dishwasher
with Adjustable Rack

Installation Specifications



Dimensions

Product Dimensions & Weight (WxHxD)
Dimensions: 23 3/4" x 33 3/4" x 24 5/8"
Weight: 64 lbs

Shipping Dimensions & Weight (WxHxD)
Dimensions: 26" x 35" x 29 1/8"
Weight: 78 lbs

Warranty

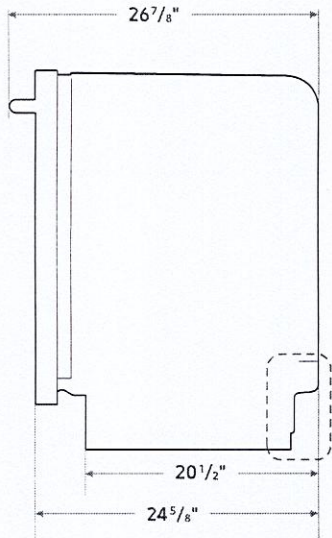
One (1) Year Parts and Labor
Five (5) Years Limited on Printed Circuit Board

UPC

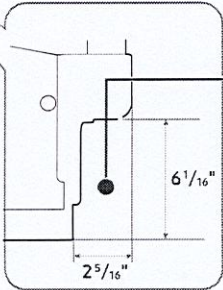
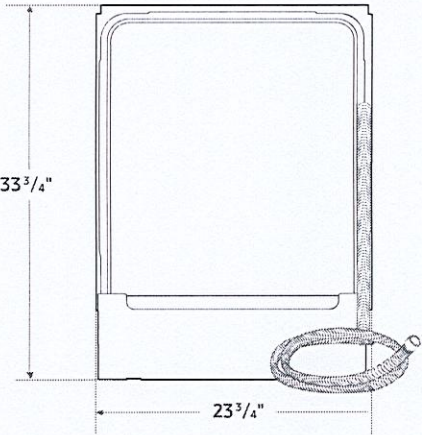
Color	Model #	UPC Code
Fingerprint Resistant Stainless Steel	DW80CG4021SRAA	887276772882

Dimensions

Side View



Rear View



The water supply line, power cable and drain hose should go through this space behind the dishwasher. Then, the power cable runs in channels under the dishwasher to connections in the front.

Actual color may vary. Design, specifications, and color availability are subject to change without notice. Non-metric weights and measurements are approximate.
©2023 Samsung Electronics America, Inc. 85 Challenger Road, Ridgefield Park, NJ 07660. Tel: 800-SAMSUNG. samsung.com. Samsung is a registered trademark of Samsung Electronics Co. Ltd.