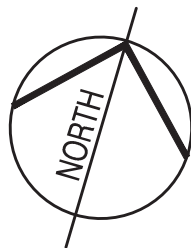


- ST STORM CONNECTION
S SANITARY CONNECTION
W WATER CONNECTION
H HYDRO CONNECTION
DOUBLE CATCH BASIN
CATCH BASIN
STREET LIGHT
TRANSFORMER
INFILTRATION TRENCH (BELOW)
- UNITS REQUIRING SUMP PUMPS THAT DISCHARGE TO SURFACE
UNITS REQUIRING SUMP PUMPS THAT DISCHARGE TO STORM
HYDRANT
ENGINEERED FILL LOT
CABLE TV PEDESTAL
BELL PEDESTAL
ENTRANCE DOOR LOCATION
GARAGE DOOR LOCATION
- HYDRO METER
GAS METER
COMMUNITY MAILBOX
PROPOSED BERM
DOWNSPOUT LOCATION
VALVE AND CHAMBER
SANITARY MANHOLE
STORM MANHOLE
- 100.00 PROPOSED GRADE
100.00 EXISTING GRADE
100.00 PROPOSED SWALE GRADE
SW SWALE DIRECTION
F.FLR. FINISHED FLOOR ELEVATION
T/WALL TOP OF FOUNDATION WALL
F.SLAB FIN. BASEMENT FLOOR SLAB
U/FTG. UNDERSIDE FOOTING ELEVATION

PART OF LOT 1
CONCESSION 9
CITY OF CAMBRIDGE
REGIONAL MUNICIPALITY OF WATERLOO
REGISTERED PLAN



LEGEND

NOT THE GRANTING OF A PERMIT NOR REVIEWING OF SPECS & DRAWINGS NOR INSPECTIONS MADE DURING INSTALLATION BY THE OFFICIAL HAVING JURISDICTION SHALL RELIEVE THE OWNER FROM REQUIREMENTS OF THE ONTARIO BUILDING CODE AND ANY OTHER REFERENCED REQUIREMENTS.

FINAL GRADING CERTIFICATE REQ'D BEFORE FINAL INSPECTION SIGN-OFF

P.ENG SOILS REPORT IS REQ'D TO CONFIRM BEARING CAPACITY OF SOILS. SEE FIELD INSPECTOR

CERTIFICATE OF U/S OF FOOTING ELEVATION AND P.ENG SOILS REPORT REQ'D AT FOOTING INSPECTION (see inspector)

MIN. 4' FROST PROTECTION FOR ALL FOOTINGS

CITY OF CAMBRIDGE
BUILDING DIVISION

THESE PLANS have been examined for compliance with the Ontario Building Code Requirements. A Building Permit is in Order to issue subject to any changes noted under the condition that the building will be constructed in accordance with the code

Thomas Weidner

2023-03-07

INSPECTOR

DATE

CITY OF CAMBRIDGE
ZONING APPROVAL

02/14/2023

SIGNATURE

DATE

CITY OF CAMBRIDGE
GRADING APPROVAL

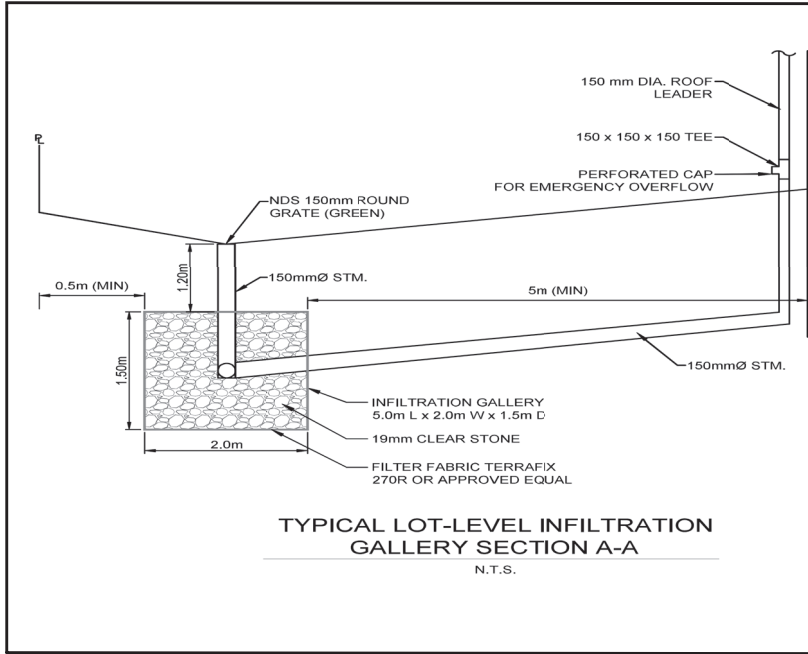
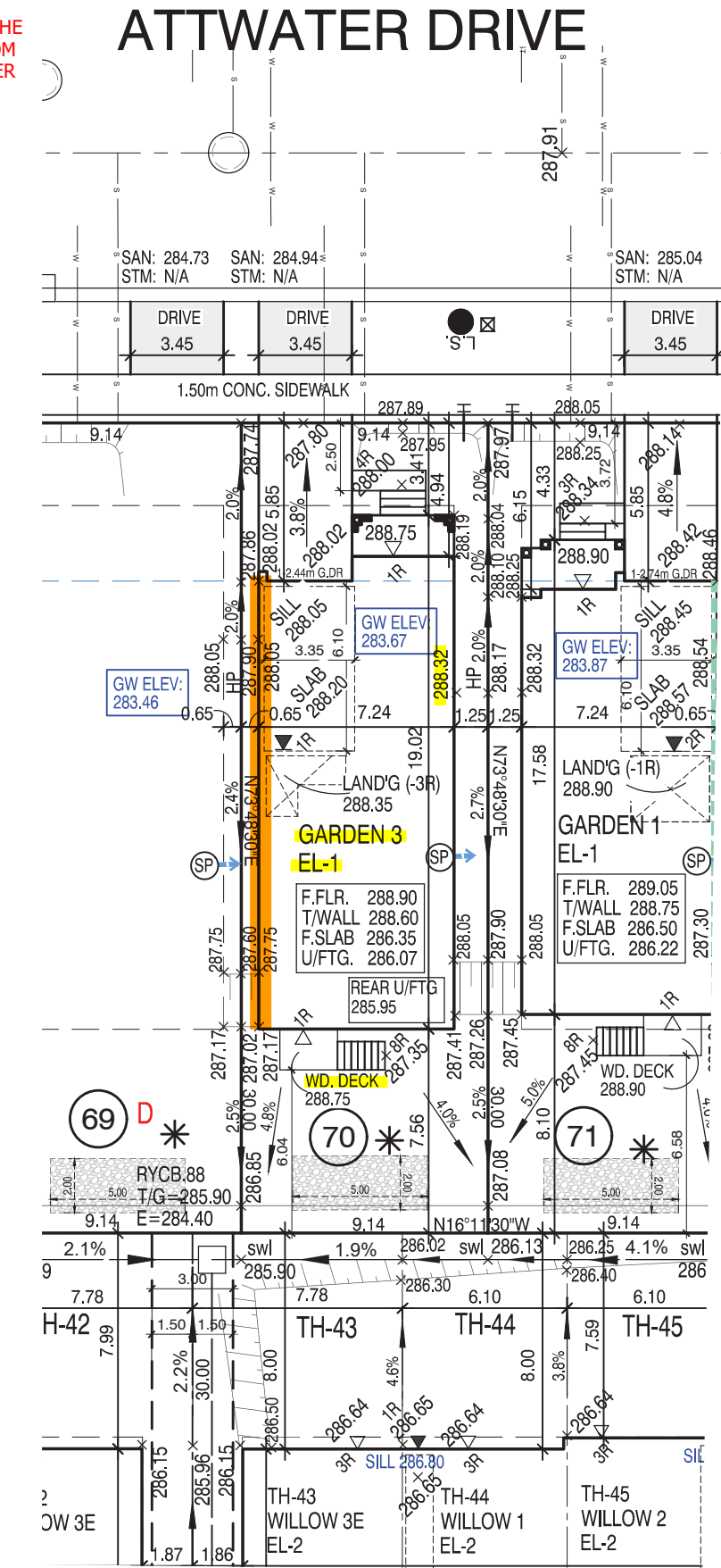
02/06/2023

SIGNATURE

DATE

Clear stone must be used when the building separation on side yards is 1.5m or less, and must be inspected by the City prior to the placement of stone. The depth of the clear stone shall not be less than 150mm and placed on the geotextile membrane.

We certify that the proposed grades at the lot corners are correct, and that the lot grading of the subject lot is in general conformity to the approved subdivision grading plans and City of Cambridge standards.



45 MINUTE RATED WALL
WITH SIDE YARD < 1.2m

It is the builder's complete responsibility to ensure that all plans submitted for approval fully comply with the Architectural Guidelines and all applicable regulations and requirements including zoning provisions and any provisions in the subdivision agreement. The Control Architect is not responsible in any way for examining or approving site (lotting) plans or working drawings with respect to any zoning or building code or permit matter or that any house can be properly built or located on its lot.

This is to certify that these plans comply with the applicable Architectural Design Guidelines approved by the City of CAMBRIDGE.

JOHN G. WILLIAMS LTD., ARCHITECT
ARCHITECTURAL CONTROL REVIEW
AND APPROVAL

APPROVED BY:

DATE: NOV 29, 2022

This stamp certifies compliance with the applicable Design Guidelines only and bears no further professional responsibility.

6		
5		
4		
3		
2		
1	NOV. 21, 2022	ISSUED FOR CLIENTS AND ENGINEERS GRADING REVIEW.

REVISIONS:

THE CONTRACTOR SHALL CHECK AND VERIFY ALL DIMENSIONS AND CONDITIONS ON SITE BEFORE PROCEEDING WITH CONSTRUCTION. ANY DISCREPANCIES SHALL BE REPORTED TO JARDIN DESIGN GROUP INC. PRIOR TO COMMENCEMENT OF WORK.

JARDIN DESIGN GROUP INC. IS NOT RESPONSIBLE FOR THE ACCURACY OF SURVEY, STRUCTURAL OR ENGINEERING INFORMATION SHOWN ON THESE DRAWINGS OR FOR CONSTRUCTION STARTED PRIOR TO THE ISSUANCE OF A BUILDING PERMIT. REFER TO THE APPROPRIATE ENGINEERING DRAWINGS BEFORE PROCEEDING WITH WORK.

AS CONSTRUCTED INVERTS MUST BE VERIFIED PRIOR TO POURING FOOTINGS.

JARDIN DESIGN GROUP INC. HAS NOT BEEN RETAINED TO CARRY OUT GENERAL REVIEW OF THE WORK AND ASSUMES NO RESPONSIBILITY FOR THE FAILURE OF THE CONTRACTOR OR SUB CONTRACTOR TO CARRY OUT THE WORK IN ACCORDANCE WITH THE CONTRACT DOCUMENTS.

THIS DRAWING IS AN INSTRUMENT OF SERVICE. IS PROVIDED BY AND IS THE PROPERTY OF JARDIN DESIGN GROUP INC. THIS DRAWING IS NOT TO BE SCALED.

SCALE 1:250



BARLASSINA CONSTRUCTION INC.

PROJ. No. 21-35

MUNICIPAL ADDRESS

LOT No. 70



The undersigned has reviewed and takes responsibility for this design and has the qualifications and meets the requirements set out in the Ontario Building Code to be a designer

QUALIFICATION INFORMATION
Required unless design is exempt under Division C, Subsection 3.2.5 of the building code

Walter Botter
NAME SIGNATURE 21031 BCIN

REGISTRATION INFORMATION
Required unless design is exempt under Division C, Subsection 3.2.4 of the building code

jardin design group inc. 27763 BCIN

jardin
DESIGN GROUP INC.

64 JARDIN DR, SUITE 3A
VAUGHAN ONT. L4K 3P3
TEL: 905 660-3377 FAX: 905 660-3713
EMAIL: info@jardindesign.ca