

ST

STORM CONNECTION

S

SANITARY CONNECTION

W

WATER CONNECTION

H

HYDRO CONNECTION

DOUBLE CATCH BASIN

CATCH BASIN

STREET LIGHT

TRANSFORMER

INFILTRATION TRENCH (BELOW)

SP

UNITS REQUIRING SUMP PUMPS THAT DISCHARGE TO SURFACE

SP

UNITS REQUIRING SUMP PUMPS THAT DISCHARGE TO STORM

HYDRANT

ENGINEERED FILL LOT

CABLE TV PEDESTAL

BELL PEDESTAL

ENTRANCE DOOR LOCATION

GARAGE DOOR LOCATION

H

HYDRO METER

G

GAS METER

MAIL

COMMUNITY MAILBOX

PROPOSED BERM

DOWNSPOUT LOCATION

VALVE AND CHAMBER

SANITARY MANHOLE

STORM MANHOLE

100.00

PROPOSED GRADE

100.00

EXISTING GRADE

100.00

PROPOSED SWALE GRADE

SWALE DIRECTION

F.FLR.

FINISHED FLOOR ELEVATION

T/WALL

TOP OF FOUNDATION WALL

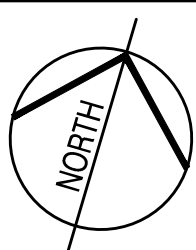
F.SLAB

FIN. BASEMENT FLOOR SLAB

U/FTG.

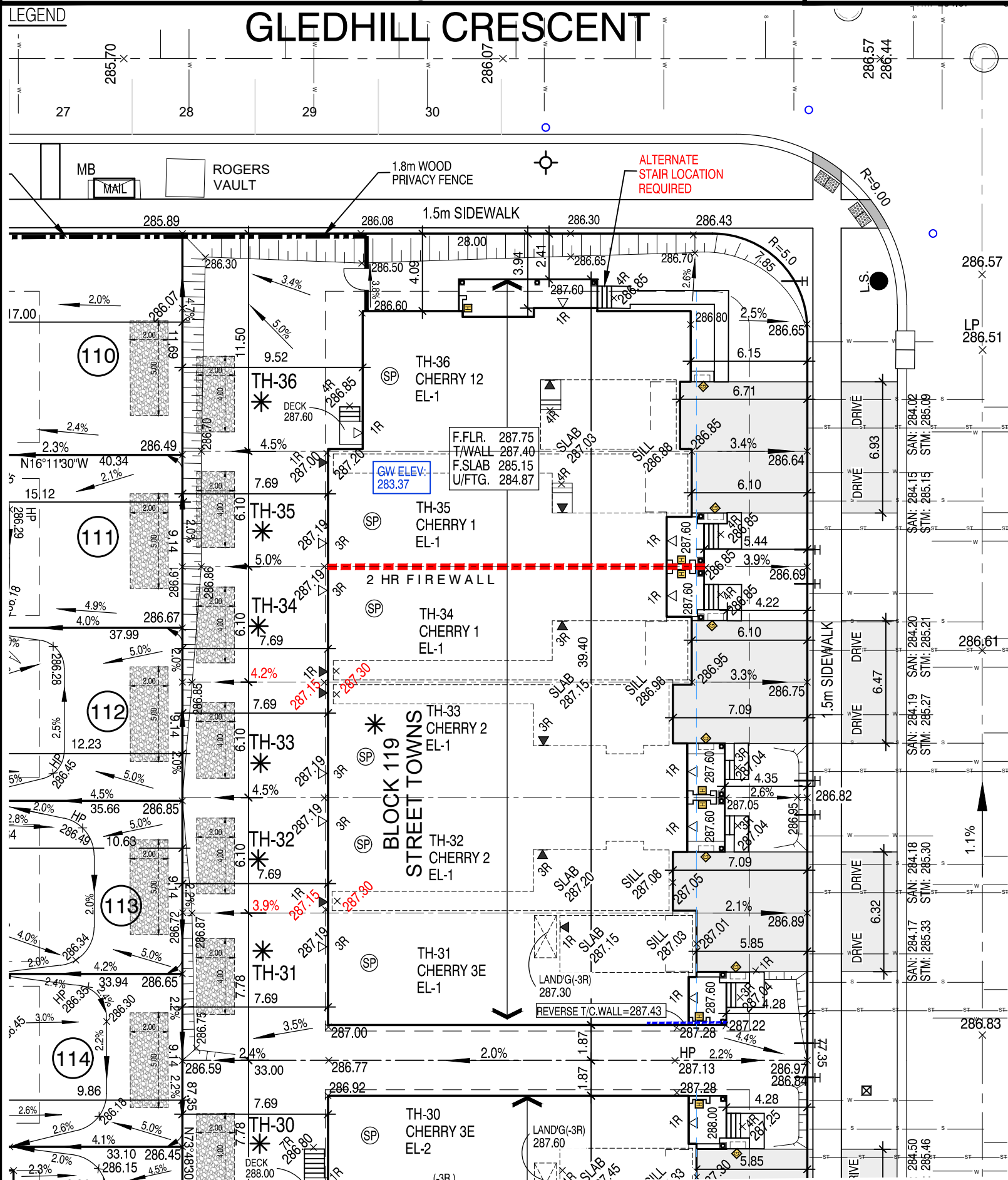
UNDERSIDE FOOTING ELEVATION

PART OF LOT 1  
CONCESSION 9  
CITY OF CAMBRIDGE  
REGIONAL MUNICIPALITY OF WATERLOO  
REGISTERED PLAN 58M-696



LEGEND

GLEDHILL CRESCENT



LIDSTONE STREET

FOR CONSTRUCTION USE ONLY

7	FEB. 13, 2023	ADDED ENGINEERED FILL, REV. U/FTG ELEVATIONS & RE-ISSUED TO CLIENT.
	JAN. 23, 2023	REVISED AS PER CITY COMMENTS & RE-ISSUED TO CLIENT FOR REVIEW.
6	JAN. 03, 2023	REVISED AS PER CITY COMMENTS & RE-ISSUED TO CLIENT FOR REVIEW.
5	OCT. 12, 2022	ADDED INFILTRATION GALLERY & RE-ISSUED TO CLIENT FOR REVIEW.
4	OCT. 06, 2022	REV. AS PER LATEST GRADING PLAN & RE-ISSUED TO CLIENT FOR REVIEW.
3	APR. 25, 2022	ADDED SANSTORM INVERT ELEVATIONS & ISSUED TO CLIENT FOR REVIEW.
2	MAR. 14, 2022	REVISED AS PER CLIENTS COMMENTS & RE-ISSUED TO CLIENT FOR REVIEW.
1	FEB. 23, 2022	ISSUED FOR CLIENT FOR REVIEW

REVISIONS:

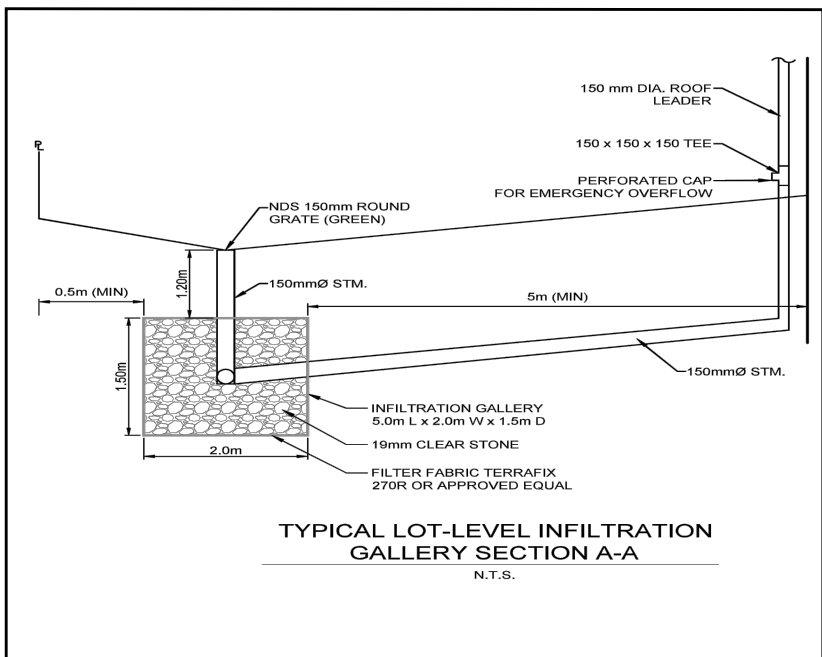
THE CONTRACTOR SHALL CHECK AND VERIFY ALL DIMENSIONS AND CONDITIONS ON SITE BEFORE PROCEEDING WITH CONSTRUCTION. ANY DISCREPANCIES SHALL BE REPORTED TO JARDIN DESIGN GROUP INC. PRIOR TO COMMENCEMENT OF WORK.

JARDIN DESIGN GROUP INC. IS NOT RESPONSIBLE FOR THE ACCURACY OF SURVEY, STRUCTURAL OR ENGINEERING INFORMATION SHOWN ON THESE DRAWINGS OR FOR CONSTRUCTION STARTED PRIOR TO THE ISSUANCE OF A BUILDING PERMIT. REFER TO THE APPROPRIATE ENGINEERING DRAWINGS BEFORE PROCEEDING WITH WORK.

AS CONSTRUCTED INVERTS MUST BE VERIFIED PRIOR TO POURING FOOTINGS.

JARDIN DESIGN GROUP INC. HAS NOT BEEN RETAINED TO CARRY OUT GENERAL REVIEW OF THE WORK AND ASSUMES NO RESPONSIBILITY FOR THE FAILURE OF THE CONTRACTOR OR SUB CONTRACTOR TO CARRY OUT THE WORK IN ACCORDANCE WITH THE CONTRACT DOCUMENTS.

THIS DRAWING IS AN INSTRUMENT OF SERVICE. IS PROVIDED BY AND IS THE PROPERTY OF JARDIN DESIGN GROUP INC. THIS DRAWING IS NOT TO BE SCALED.



45 MINUTE RATED WALL  
WITH SIDE YARD < 1.2m

It is the builder's complete responsibility to ensure that all plans submitted for approval fully comply with the Architectural Guidelines and all applicable regulations and requirements including zoning provisions and any provisions in the subdivision agreement. The Control Architect is not responsible in any way for examining or approving site (lotting) plans or working drawings with respect to any zoning or building code or permit matter or that any house can be properly built or located on its lot.

This is to certify that these plans comply with the applicable Architectural Design Guidelines approved by the City of CAMBRIDGE.

SCALE 1:250



BARLASSINA CONSTRUCTION INC.

PROJ. No. 21-35

MUNICIPAL ADDRESS

LOT No. BLK-119

UNITS TH-31-TH-36



The undersigned has reviewed and takes responsibility for this design and has the qualifications and meets the requirements set out in the Ontario Building Code to be a designer

QUALIFICATION INFORMATION  
Required unless design is exempt under Division C, Subsection 3.2.5 of the building code

Walter Botter  
NAME SIGNATURE 21031 BCIN

REGISTRATION INFORMATION  
Required unless design is exempt under Division C, Subsection 3.2.4 of the building code

jardin design group inc. 27763 BCIN

jardin  
DESIGN GROUP INC.

64 JARDIN DR, SUITE 3A  
VAUGHAN ONT. L4K 3P3  
TEL: 905 660-3377 FAX: 905 660-3713  
EMAIL: info@jardindesign.ca