DOOR SHEDULE:

1 = 2'-10" x 6'-8" INSULATED ENTRANCE DOOR
1A = 2'-8" x 6'-8" INSULATED ENTRANCE DOOR
2 = 2'-8" x 6'-8" EXTERIOR GLAZED DOOR
3 = 2'-8" x 6'-8" SLAB DOOR (1 3/4" EXTERIOR)
4 = 2'-8" x 6'-8" SLAB DOOR (1 3/8" INTERIOR)
5 = 2'-6" x 6'-8" SLAB DOOR (1 3/8" INTERIOR)
6 = 2'-2" x 6'-8" SLAB DOOR (1 3/8" INTERIOR)
7 = 1'-6" x 6'-8" SLAB DOOR (1 3/8" INTERIOR)
8 = 2'-6" x 6'-8" BI-FOLD (1 3/8" INTERIOR)
9 = 3'-0" x 6'-8" BI-FOLD (1 3/8" INTERIOR)
10= 2- 2'-0" x 6'-8" BI-FOLD (1 3/8" INTERIOR)
11= 2- 2'-6" x 6'-8" BI-FOLD (1 3/8" INTERIOR)
12 = 2'-6" x 6'-8" FRENCH DOOR (1 3/8" INTERIOR)

PAD FOOTING

120 KPa NATIVE SOIL	90 KPa ENGINEERED FILL SOIL
F1 = 42"x42"x18" CONCRETE PAD	F1 = 48"x48"x20" CONCRETE PAD
F2 = 36"x36"x16" CONCRETE PAD	F2 = 40"x40"x16" CONCRETE PAD
F3 = 30"x30"x12" CONCRETE PAD	F3 = 34"x34"x14" CONCRETE PAD
F4 = 24"x24"x12" CONCRETE PAD	F4 = 28"x28"x12" CONCRETE PAD
F5 = 16"x16"x8" CONCRETE PAD	F5 = 18"x18"x8" CONCRETE PAD

(REFER TO FLOOR PLAN FOR UNUSUAL SIZE PADS NOT ON CHART)

NOTE:

WHEN VENEER CUT IS GREATER THAN 26" A 10" POURED CONC. FOUNDATION WALL IS REQUIRED.

NOTE:

ALL GARAGE SLABS, PORCH SLABS, STAIRS (EXPOSED CONC. FLAT WORK) TO BE 32 MPa WITH 5-8% AIR ENTRAITMENT.

BRICK VENEER LINTELS:

WL1 = 3 1\2" x 3 1\2" x 1\4" (90x90x6) + 2- 2" x 8" SPR.
WL2 = 4" x 3 1\2" x 5\16" (100x90x8) + 2- 2" x 8" SPR.
WL3 = 5" x 3 1\2" x 5\16" (125x90x8) + 2- 2" x 10" SPR.
WL4 = 6" x 3 1\2" x 3\8" (150x90x10) + 2- 2" x 12" SPR.
WL5 = 6" x 4" x 3\8" (150x100x10) + 2- 2" x 12" SPR.
WL6 = 5" x 3 1\2" x 5\16" (125x90x8) + 2- 2" x 12" SPR.
WL7 = 5" x 3 1\2" x 5\16" (125x90x8) + 3- 2" x 10" SPR.
WL8 = 5" x 3 1\2" x 5\16" (125x90x8) + 3- 2" x12" SPR.
WL9 = 6" x 4" x 3\8" (150x100x10) + 3- 2" x 12" SPR.

WOOD LINTELS:

WB1 = 2- 2" x 8" SPRUCE BEAM
WB2 = 3- 2" x 8" SPRUCE BEAM
WB3 = 2- 2" x 10" SPRUCE BEAM
WB4 = 3- 2" x 10" SPRUCE BEAM
WB5 = 2- 2" x 12" SPRUCE BEAM
WB6 = 3- 2" x 12" SPRUCE BEAM
WB7 = 5- 2" x 12" SPRUCE BEAM
WB10 = 4- 2" x 8" SPRUCE BEAM
WB11 = 4- 2" x 10" SPRUCE BEAM

STEEL LINTELS:

L1 = 3 1\2 x 3 1\2 x 1\4" (90 x 90 x 6)
L2 = 4" x 3 1\2" x 5\16" (100 x 90 x 8)
L3 = 5" x 3 1\2" x 5\16" (125 x 90 x 8)
L4 = 6" x 3 1\2" x 3\8" (150 x 90 x 10)
L5 = 6" x 4" x 3\8" (150 x 100 x 10)
L6 = 7" x 4" x 3\8" (180 x 100 x 10)

LAMINATED VENEER LUMBER (LVL BEAMS)

LVL1A = 1-1 3/4" x 7 1/4" (1-45x184)
LVL1 = 2-1 3/4" x 7 1/4" (2-45x184)
LVL2 = 3-1 3/4" x 7 1/4" (3-45x184)
LVL3 = 4-1 3/4" x 7 1/4" (4-45x184)
LVL4A = 1-1 3/4" x 9 1/2" (1-45x240)
LVL4 = 2-1 3/4" x 9 1/2" (2-45x240)
LVL5 = 3-1 3/4" x 9 1/2" (3-45x240)
LVL5A = 4-1 3/4" x 9 1/2" (4-45x240)
LVL6A= 1-1 3/4" x 11 7/8" (1-45x300)
LVL6 = 2-1 3/4" x 11 7/8" (2-45x300)
LVL7 = 3-1 3/4" x 11 7/8" (3-45x300)
LVL7A= 4-1 3/4" x 11 7/8" (4-45x300)
LVL8 = 2-1 3/4" x 14" (2-45x356)
LVL9 = 3-1 3/4" x 14" (3-45x356)

NOT THE GRANTING OF A PERMIT NOR REVIEWING OF SPECS & DRAWINGS NOR INSPECTIONS MADE DURING INSTALLATION BY THE OFFICIAL HAVING JURISDICTION SHALL RELIEVE THE OWNER FROM REQUIREMENTS OF THE ONTARIO BUILDING CODE AND ANY OTHER REFERENCED REQUIREMENTS.

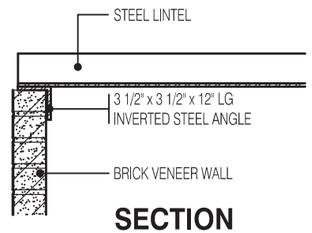

SECTION

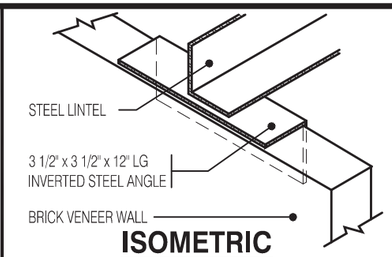

ISOMETRIC

INVERTED STEEL ANGLE DETAIL

Scale: 3/4" = 1'-0"

REINFORCING REQUIRED IN FOUNDATION WALL OR PORCH SLAB SHALL BE REVIEWED PRIOR TO POURING CONRETE (see inspector)

PROVIDE P.ENG APPROVED TRUSS & FLOOR DRAWINGS AND SPECIFICATIONS TO BUILDING INSPECTOR AT FRAMING INSPECTION

INSTALLATION OF FLUSH STEEL BEAMS SHALL CONFORM TO THE REQUIREMENTS OF 9.23.9.2.(3), (4) & (5)

P.ENG SOILS REPORT MAY BE REQ'D TO CONFIRM BEARING CAPACITY OF SOILS. SEE FIELD INSPECTOR

FINAL GRADING CERTIFICATE REQ'D BEFORE FINAL INSPECTION SIGN-OFF

ENERGY PERFORMANCE LABELS FOR ALL GLAZING PRODUCTS IDENTIFYING THE CERTIFIED VALUES SHALL REMAIN ON FOR REVIEW DURING CONSTRUCTION

CITY OF CAMBRIDGE
BUILDING DIVISION

THESE PLANS have been examined for compliance with the Ontario Building Code Requirements. A Building Permit is in Order to issue subject to any changes noted under the condition that the building will be constructed in accordance with the code

01/20/2023
DATE

INSPECTOR

CHERRY 3E ELEV.-1			ENERGY EFFICIENCY- SB12
ELEVATION	WALL FT^2	OPENING FT^2	PERCENTAGE
FRONT	424.98	62.35	14.67 %
LEFT SIDE	1332.92	86.17	6.46 %
RIGHT SIDE	1326.37	0.00	0.00 %
REAR	407.75	107.46	26.35 %
TOTAL	3492.02	255.98	7.33 %

ALL NEW WINDOWS AND SLIDING GLASS DOORS TO COMPLY WITH THE THERMAL REQUIREMENTS OF SB-12. MAX U-1.6, ER-25

FLOORING IN KITCHENS, WASHROOMS, LAUNDRY, AND STORAGE AREAS, SHALL CONSIST OF FELTED-SYNTHETIC-FIBRE FLOOR COVERING, CONCRETE, TILE, OR OTHER FLOORING PROVIDING A SIMILAR WATER RESISTANCE.

MAX. HOT WATER TEMP. SHALL NOT EXCEED 49°C (120°F) EXCEPT FOR DISHWASHERS AND CLOTHES WASHERS

SIDING MATERIALS SHALL CONFORM TO SECTION 9.27 OF DIVISION B OR HAVE A CCMC OR BMEC APPROVAL, OR A MINISTERS RULING

A SEPARATE PERMIT IS REQUIRED FOR THE FINISHING OF ALL ROUGHIN PLUBMING FIXTURES

A CARBON MONOXIDE DETECTOR SHALL BE LOCATED ADJACENT TO SLEEPING AREAS

THE ONTARIO BUILDING CODE REQUIRES THAT A SMOKE ALARM BE INSTALLED ON EACH FLOOR LEVEL AND WITHIN EACH SLEEPING ROOM. ALL SMOKE ALARMS SHALL BE INTERCONNECTED. EACH DEVICE SHALL HAVE A VISUAL SIGNALING COMPONENT IN ADDITION TO THE TEMPORAL PATTERN IN CONFORMANCE WITH 18.5.3. OF "LIGHT, COLOUR AND PULSE CHARACTERISTICS" OF NFPA 72

AREA CALCULATIONS EL-1

FIRST FLOOR AREA	=	981 Sq. Ft.
SECOND FLOOR AREA	=	1159 Sq. Ft.
TOTAL FLOOR AREA	=	2140 Sq. Ft.
ADD OPEN AREAS	=	14 Sq. Ft.
ADD FIN. BASEMENT AREA	=	0 Sq. Ft.
GROSS FLOOR AREA	=	2154 Sq. Ft.
GROUND FLOOR COVERAGE	=	981 Sq. Ft.
GARAGE COVERAGE / AREA	=	247 Sq. Ft.
PORCH COVERAGE / AREA	=	66 Sq. Ft.
COVERAGE W/ PORCH	=	1294 Sq. Ft.
	=	120.22 Sq. m.
COVERAGE W/O PORCH	=	1228 Sq. Ft.
	=	114.08 Sq. m.

CHERRY 3E ELEV.-2			ENERGY EFFICIENCY- SB12
ELEVATION	WALL FT^2	OPENING FT^2	PERCENTAGE
FRONT	424.98	72.00	16.94 %
LEFT SIDE	1332.92	86.17	6.46 %
RIGHT SIDE	1326.37	0.00	0.00 %
REAR	407.75	107.46	26.35 %
TOTAL	3492.02	265.63	7.61 %

AREA CALCULATIONS EL-2

FIRST FLOOR AREA	=	981 Sq. Ft.
SECOND FLOOR AREA	=	1159 Sq. Ft.
TOTAL FLOOR AREA	=	2140 Sq. Ft.
ADD OPEN AREAS	=	14 Sq. Ft.
ADD FIN. BASEMENT AREA	=	0 Sq. Ft.
GROSS FLOOR AREA	=	2154 Sq. Ft.
GROUND FLOOR COVERAGE	=	981 Sq. Ft.
GARAGE COVERAGE / AREA	=	247 Sq. Ft.
PORCH COVERAGE / AREA	=	66 Sq. Ft.
COVERAGE W/ PORCH	=	1294 Sq. Ft.
	=	120.22 Sq. m.
COVERAGE W/O PORCH	=	1228 Sq. Ft.
	=	114.08 Sq. m.

NOTE:

THESE DRAWINGS ARE TO BE READ IN CONJUNCTION WITH ENGINEER APPROVED ROOF TRUSS DRAWINGS BY MANUFACTURER .

NOTE:

SPACE CONVENTIONAL FLOOR JOISTS @ 12" O.C. BELOW ALL CERAMIC TILE AREAS. PROVIDE 1 ROW BRIDGING FOR SPANS OF 5'-7', 2 ROWS FOR SPANS GREATER THAN 7'

NOTE:

THESE DRAWINGS ARE TO BE READ IN CONJUNCTION WITH ENGINEER APPROVED FLOOR TRUSS LAYOUT BY MANUFACTURER .

NOTE:

PLANS NOT DRAWN TO ACTUAL GRADE. REFER TO FINAL GRADING PLAN.

SB-12 - COMPLIANCE PACKAGE **A1**

CEILING WITH ATTIC SPACE	R60
CEILING W/O ATTIC SPACE	R31
EXPOSED FLOOR	R31
WALLS ABOVE GRADE	R22
BASEMENT WALLS	R20ci
SLAB > 600mm BELOW GRADE	-
HEATED SLAB OR < 600mm BELOW GRADE	R10
EDGE OF SLAB < 600mm BELOW GRADE	R10
WINDOWS AND SLIDING GLASS DOORS	MAX. U0.28 ER25
SKYLIGHTS	MAX. U0.49
SPACE HEATING EQUIPMENT	MIN. AFUE 96%
HRV	MIN. SRE 75%
DOMESTIC WATER HEATER	MIN. EF. 0.80
DRAIN WATER HEAT RECOVERY UNIT	MIN. 42%

Block 119 Units 31 to 36

MASTER PLAN
MODEL: **CHERRY 3E** ELEVATION: **2**
BEDROOMS: **3**
OPTIONS: (SAME AS ABOVE PLUS), **3-PC ROUGH-IN, REAR DECK CONDITION, WALK-OUT CONDITION w/ DECK, 30"x24" BASEMENT WINDOWS, 30"x30" BASEMENT WINDOW**

STRUDET INC.

REGISTERED PROFESSIONAL ENGINEER
B. MARINKOVIC
Sept 13/2022
PROVINCE OF ONTARIO

FOR STRUCTURE ONLY

LEGEND:

BUILDING FACE < THAN 4'-0" (1.2m) (45 MIN. FIRE RATING REQ'D)
INDICATES SOLID BEARING REQUIRED OR POINT LOAD FROM ABOVE
STL. PLATE FOR STEEL COL'N ABOVE
LVL LAMINATED VENEER LUMBER
S.J. SINGLE JOIST
D.J. DOUBLE JOIST
T.J. TRIPLE JOIST
REPEAT NOTE
SHOWER WEEPERS

2154

6.10m LOTS

CHERRY 3E (GR) ELEVATION 1 & 2

A1 PACKAGE

O.REG. 332/12

THE CONTRACTOR SHALL CHECK AND VERIFY ALL DIMENSIONS AND CONDITIONS ON SITE BEFORE PROCEEDING WITH CONSTRUCTION. ANY DISCREPANCIES SHALL BE REPORTED TO JARDIN DESIGN GROUP INC. PRIOR TO COMMENCEMENT OF WORK.

JARDIN DESIGN GROUP INC. IS NOT RESPONSIBLE FOR THE ACCURACY OF SURVEY, STRUCTURAL OR ENGINEERING INFORMATION SHOWN ON THESE DRAWINGS OR FOR CONSTRUCTION STARTED PRIOR TO THE ISSUANCE OF A BUILDING PERMIT. REFER TO THE APPROPRIATE ENGINEERING DRAWINGS BEFORE PROCEEDING WITH WORK.

AS CONSTRUCTED INVERTS MUST BE VERIFIED PRIOR TO POURING FOOTINGS.

JARDIN DESIGN GROUP INC. HAS NOT BEEN RETAINED TO CARRY OUT GENERAL REVIEW OF THE WORK AND ASSUMES NO RESPONSIBILITY FOR THE FAILURE OF THE CONTRACTOR OR SUB CONTRACTOR TO CARRY OUT THE WORK IN ACCORDANCE WITH THE CONTRACT DOCUMENTS.

THIS DRAWING IS AN INSTRUMENT OF SERVICE, IS PROVIDED BY AND IS THE PROPERTY OF JARDIN DESIGN GROUP INC. THIS DRAWING IS NOT TO BE SCALED.

No:	DATE:	WORK DESCRIPTION:
7		
6		
5		
4	AUG. 31, 2022	ISSUED FOR BUILDING PERMIT
3	AUG. 29, 2022	COORDINATED FLOOR, ROOF AND ENGINEER COMMENTS
2	JUN. 20, 2022	PREPARED TO PRE-COORDINATION STAGE & ISSUED TO CLIENT
1	MAR. 28, 2022	ISSUED TO CLIENT FOR BROCHURE

jardin
DESIGN GROUP INC
64 JARDIN DR. SUITE 3A
VAUGHAN ONT. L4K 3P3
TEL: 905 660-3377 FAX: 905 660-3713
EMAIL: info@jardindesign.ca

The undersigned has reviewed and takes responsibility for this design and has the qualifications and meets the requirements set out in the Ontario Building Code to be a designer

QUALIFICATION INFORMATION
Required unless design is exempt under Division C, Subsection 3.2.5 of the building code

NAME	SIGNATURE	BCIN
Walter Botter		21031

REGISTRATION INFORMATION
Required unless design is exempt under Division C, Subsection 3.2.4 of the building code

FIRM NAME	BCIN
jardin design group inc.	27763

TITLE PAGE

BARLASSINA CONSTRUCTION
CITY OF CAMBRIDGE

BILD

MODEL: CHERRY 3E
SCALE: 3/16"=1'-0"
PROJ. No. 21-35
DWG. No. 0

DRAWN BY:
DRAWING NAME:

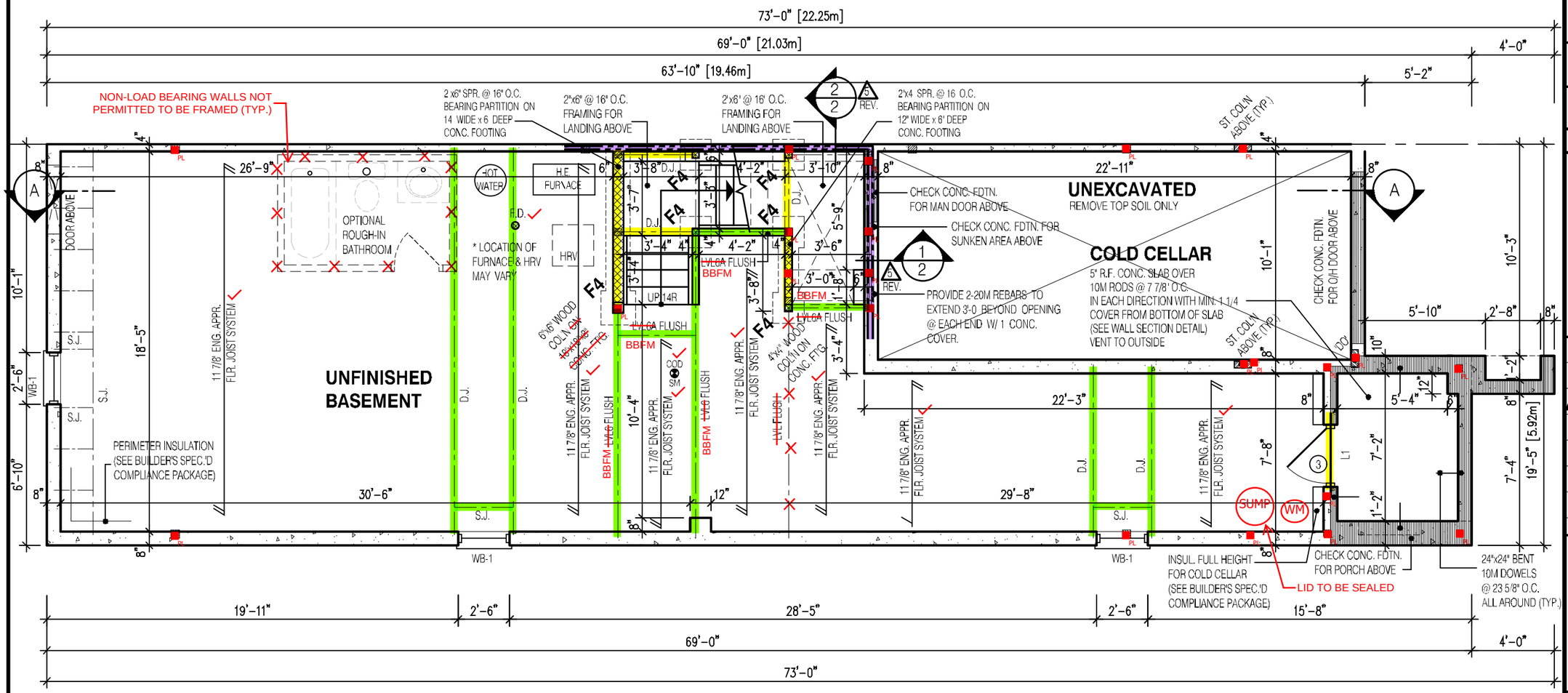

CHERRY 3E BASEMENT PLAN

VERIFY WATER METER AND DWHR UNIT LOCATION WITH INSPECTOR

SPRAY FOAM/RIGID INSULATION TO BE PROTECTED AS PER 9.10.17.10.(1)

WATER METER TO BE INSTALLED WITHIN 2m (6'-6") FROM THE POINT THE WATER SERVICE PIPE MEETS THE BUILDING LINE

REQUIRED CONTINUOUS INSULATION CANNOT BE INTERUPTED BY FRAMING MEMBERS SUCH AS STUDS

NOT THE GRANTING OF A PERMIT NOR REVIEWING OF SPECS & DRAWINGS NOR INSPECTIONS MADE DURING INSTALLATION BY THE OFFICIAL HAVING JURISDICTION SHALL RELIEVE THE OWNER FROM REQUIREMENTS OF THE ONTARIO BUILDING CODE AND ANY OTHER REFERENCED REQUIREMENTS.

NOTE:
REFER TO SHEET NO. 0-1 FOR LINTEL, BEAMS AND DOOR SIZE

NOTE:
SPACE CONVENTIONAL FLOOR JOISTS @ 12" O.C. BELOW ALL CERAMIC TILE AREAS. PROVIDE 1 ROW BRIDGING FOR SPANS OF 5'-7', 2 ROWS FOR SPANS GREATER THAN 7'

NOTE:
THESE DRAWINGS ARE TO BE READ IN CONJUNCTION WITH ENGINEER APPROVED FLOOR TRUSS LAYOUT BY MANUFACTURER .

NOTE:
SUBFLOOR TO BE 3/4" PLYWOOD ON THIS LEVEL

ALL FLOORS TO BE NAILED AND GLUED ON THIS LEVEL

LEGEND:

- BUILDING FACE < THAN 4'-0" (1.2m) (45 MIN. FIRE RATING REQ'D)
- INDICATES SOLID BEARING REQUIRED OR POINT LOAD FROM ABOVE
- STL. PLATE FOR STEEL COL'N ABOVE
- LVL — LAMINATED VENEER LUMBER
- S.J. — SINGLE JOIST
- D.J. — DOUBLE JOIST
- T.J. — TRIPLE JOIST
- D.O. — REPEAT NOTE
- SHOWER WEEPERS

It is the builder's complete responsibility to ensure that all plans submitted for approval fully comply with the Architectural Guidelines and all applicable regulations and requirements including zoning provisions and any provisions in the subdivision agreement. The Control Architect is not responsible in any way for examining or approving site (lotting) plans or working drawings with respect to any zoning or building code or permit matter or that any house can be properly built or located on its lot.

This is to certify that these plans comply with the applicable Architectural Design Guidelines approved by the City of CAMBRIDGE

STRUDET INC.

REGISTERED PROFESSIONAL ENGINEER
B. MARINKOVIC
PROVINCE OF ONTARIO
January 11, 2023

FOR STRUCTURE ONLY

DRAWN BY:
DRAWING NAME:

2154
6.10m LOTS
CHERRY 3E (GR) ELEVATION 1 & 2
A1 PACKAGE
O.REG. 332/12

THE CONTRACTOR SHALL CHECK AND VERIFY ALL DIMENSIONS AND CONDITIONS ON SITE BEFORE PROCEEDING WITH CONSTRUCTION. ANY DISCREPANCIES SHALL BE REPORTED TO JARDIN DESIGN GROUP INC. PRIOR TO COMMENCEMENT OF WORK.

JARDIN DESIGN GROUP INC. IS NOT RESPONSIBLE FOR THE ACCURACY OF SURVEY, STRUCTURAL OR ENGINEERING INFORMATION SHOWN ON THESE DRAWINGS OR FOR CONSTRUCTION STARTED PRIOR TO THE ISSUANCE OF A BUILDING PERMIT. REFER TO THE APPROPRIATE ENGINEERING DRAWINGS BEFORE PROCEEDING WITH WORK.

AS CONSTRUCTED INVERTS MUST BE VERIFIED PRIOR TO POURING FOOTINGS.

JARDIN DESIGN GROUP INC. HAS NOT BEEN RETAINED TO CARRY OUT GENERAL REVIEW OF THE WORK AND ASSUMES NO RESPONSIBILITY FOR THE FAILURE OF THE CONTRACTOR OR SUB CONTRACTOR TO CARRY OUT THE WORK IN ACCORDANCE WITH THE CONTRACT DOCUMENTS.

THIS DRAWING IS AN INSTRUMENT OF SERVICE IS PROVIDED BY AND IS THE PROPERTY OF JARDIN DESIGN GROUP INC. THIS DRAWING IS NOT TO BE SCALED.

No:	DATE:	WORK DESCRIPTION:
7		
6		
5	JAN. 5, 2023	REV. AS PER CITY COMMENTS; REISSUED FOR PERMIT
4	AUG. 31, 2022	ISSUED FOR BUILDING PERMIT
3	AUG. 29, 2022	COORDINATED FLOOR, ROOF AND ENGINEER COMMENTS
2	JUN. 20, 2022	PREPARED TO PRE-COORDINATION STAGE & ISSUED TO CLIENT
1	MAR. 28, 2022	ISSUED TO CLIENT FOR BROCHURE

jardin DESIGN GROUP INC
64 JARDIN DR. SUITE 3A
VAUGHAN ONT. L4K 3P3
TEL: 905 660-3377 FAX: 905 660-3713
EMAIL: info@jardindesign.ca

The undersigned has reviewed and takes responsibility for this design and has the qualifications and meets the requirements set out in the Ontario Building Code to be a designer

QUALIFICATION INFORMATION
Required unless design is exempt under Division C, Subsection 3.2.5 of the building code

NAME	SIGNATURE	BCIN
Walter Botter		21031

REGISTRATION INFORMATION
Required unless design is exempt under Division C, Subsection 3.2.4 of the building code

FIRM NAME	BCIN
jardin design group inc.	27763

BSMT PLAN EL-1 & 2

BARLASSINA CONSTRUCTION
CITY OF CAMBRIDGE

BILD

MODEL: CHERRY 3E
SCALE: 3/16"=1'-0"
PROJ. No. 21-35
DWG. No. 1

NOT THE GRANTING OF A PERMIT NOR REVIEWING OF SPECS & DRAWINGS NOR INSPECTIONS MADE DURING INSTALLATION BY THE OFFICIAL HAVING JURISDICTION SHALL RELIEVE THE OWNER FROM REQUIREMENTS OF THE ONTARIO BUILDING CODE AND ANY OTHER REFERENCED REQUIREMENTS.

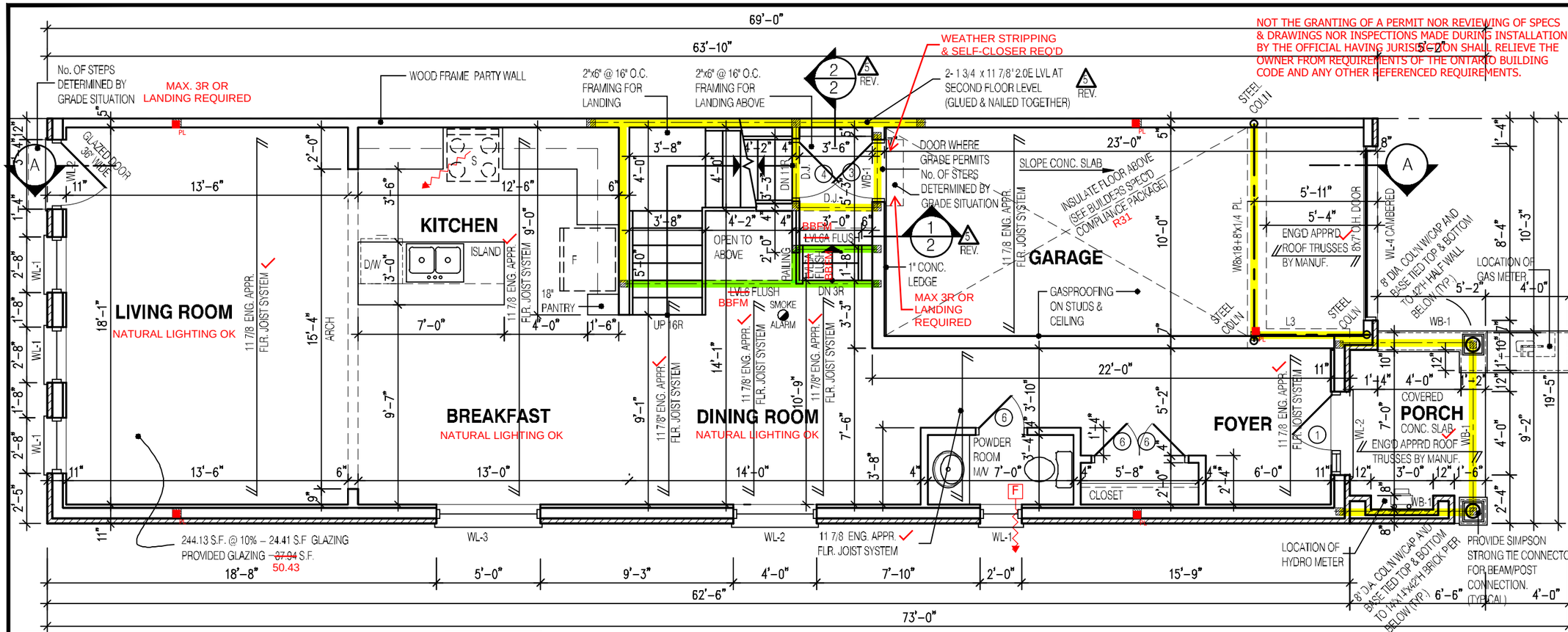

CHERRY 3E FIRST FLOOR PLAN EL-1

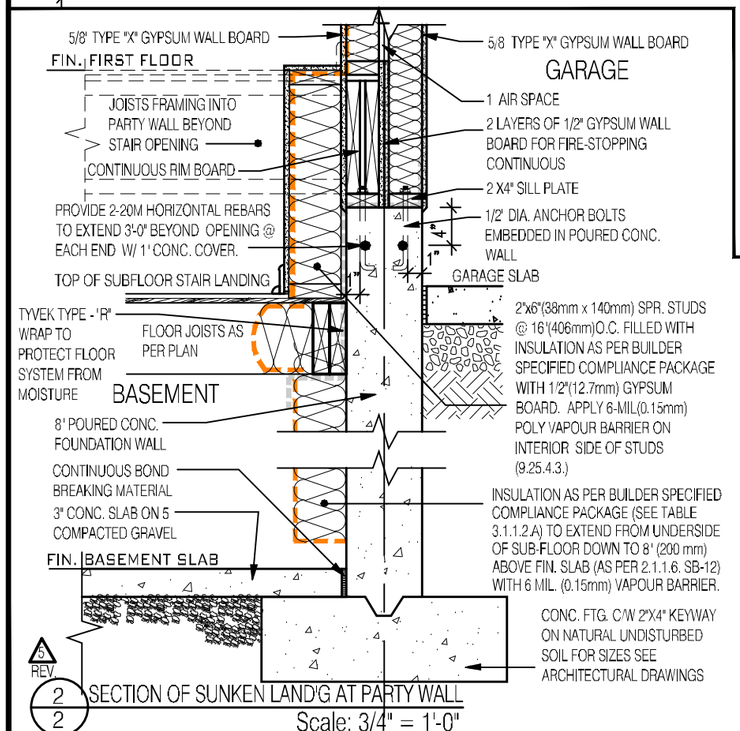

2/2 SECTION OF SUNKEN LAND'G AT PARTY WALL
Scale: 3/4" = 1'-0"

NOTE:
SUBFLOOR TO BE 5/8" PLYWOOD ON THIS LEVEL
ALL FLOORS TO BE NAILED AND GLUED ON THIS LEVEL

1. THIS DESIGN IS VALID FOR UNSUPPORTED OPENINGS UP TO 14'-0" LONG
2. ADD 2-20M VERTICAL FULL HEIGHT REBARS AT EACH END UNSUPPORTED OPENING
3. CONCRETE TO BE 20 MPa AT 28 DAYS
4. AIR ENTRAINED CONCRETE (4%-7%)
5. BACKFILL AFTER COMPLETION OF BASEMENT FLOOR SLAB AND INSTALLATION OF FLOOR JOISTS OR PROVIDE TEMPORARY BRACING
6. THIS DESIGN IS VALID IF WATER TABLE IS BELOW THE FOOTINGS
7. EXTEND ALL REINFORCEMENT BARS 2'-0 BEYOND BOTH SIDES OF UNSUPPORTED OPENING
8. PROVIDE STRAMP ANCHORS @ 6'-7 O.C., DOUBLE ANCHORS UP TO 13', OR TRIPLE ANCHORS UP TO 16' AT EDGE OF OPENINGS
9. SEE ARCHITECTURAL DRAWINGS FOR OTHER INFORMATION
10. ALL CONSTRUCTION TO CONFORM TO O.B.C.

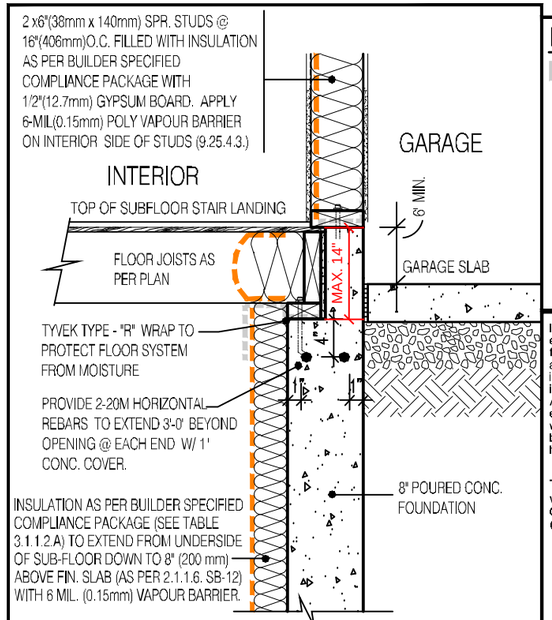

1/2 SECTION OF SUNKEN LAND'G AT STAIR & GARAGE
Scale: 3/4" = 1'-0"

LEGEND:

- BUILDING FACE < THAN 4'-0" (1.2m) (45 MIN. FIRE RATING REQ'D)
- INDICATES SOLID BEARING REQUIRED OR POINT LOAD FROM ABOVE
- STL. PLATE FOR STEEL COLN ABOVE
- LVL — LAMINATED VENEER LUMBER
- S.J. — SINGLE JOIST
- D.J. — DOUBLE JOIST
- T.J. — TRIPLE JOIST
- REPEAT NOTE
- SHOWER WEEPERS

It is the builder's complete responsibility to ensure that all plans submitted for approval fully comply with the Architectural Guidelines and all applicable regulations and requirements including zoning provisions and any provisions in the subdivision agreement. The Control Architect is not responsible in any way for examining or approving site (lotting) plans or working drawings with respect to any zoning or building code or permit matter or that any house can be properly built or located on its lot.

This is to certify that these plans comply with the applicable Architectural Design Guidelines approved by the City of CAMBRIDGE

NOTE:
SPACE CONVENTIONAL FLOOR JOISTS @ 12" O.C. BELOW ALL CERAMIC TILE AREAS. PROVIDE 1 ROW BRIDGING FOR SPANS OF 5'-7", 2 ROWS FOR SPANS GREATER THAN 7'

NOTE:
THESE DRAWINGS ARE TO BE READ IN CONJUNCTION WITH ENGINEER APPROVED FLOOR TRUSS LAYOUT BY MANUFACTURER.

NOTE:
THESE DRAWINGS ARE TO BE READ IN CONJUNCTION WITH ENGINEER APPROVED ROOF TRUSS DRAWINGS BY MANUFACTURER.

NOTE:
REFER TO SHEET NO. 0-1 FOR LINTEL, BEAMS AND DOOR SIZE

STRUDET INC.

REGISTERED PROFESSIONAL ENGINEER
B. MARINKOVIC
PROVINCE OF ONTARIO
January 11, 2023

FOR STRUCTURE ONLY

2154
6.10m LOTS
CHERRY 3E (GR) ELEVATION 1
A1 PACKAGE
O.REG. 332/12

THE CONTRACTOR SHALL CHECK AND VERIFY ALL DIMENSIONS AND CONDITIONS ON SITE BEFORE PROCEEDING WITH CONSTRUCTION. ANY DISCREPANCIES SHALL BE REPORTED TO JARDIN DESIGN GROUP INC. PRIOR TO COMMENCEMENT OF WORK.

JARDIN DESIGN GROUP INC. IS NOT RESPONSIBLE FOR THE ACCURACY OF SURVEY, STRUCTURAL OR ENGINEERING INFORMATION SHOWN ON THESE DRAWINGS OR FOR CONSTRUCTION STARTED PRIOR TO THE ISSUANCE OF A BUILDING PERMIT. REFER TO THE APPROPRIATE ENGINEERING DRAWINGS BEFORE PROCEEDING WITH WORK.

AS CONSTRUCTED INVERTS MUST BE VERIFIED PRIOR TO POURING FOOTINGS.

JARDIN DESIGN GROUP INC. HAS NOT BEEN RETAINED TO CARRY OUT GENERAL REVIEW OF THE WORK AND ASSUMES NO RESPONSIBILITY FOR THE FAILURE OF THE CONTRACTOR OR SUB CONTRACTOR TO CARRY OUT THE WORK IN ACCORDANCE WITH THE CONTRACT DOCUMENTS.

THIS DRAWING IS AN INSTRUMENT OF SERVICE IS PROVIDED BY AND IS THE PROPERTY OF JARDIN DESIGN GROUP INC. THIS DRAWING IS NOT TO BE SCALED.

No:	DATE:	WORK DESCRIPTION:
7		
6		
5	JAN. 5, 2023	REV. AS PER CITY COMMENTS; REISSUED FOR PERMIT
4	AUG. 31, 2022	ISSUED FOR BUILDING PERMIT
3	AUG. 29, 2022	COORDINATED FLOOR, ROOF AND ENGINEER COMMENTS
2	JUN. 20, 2022	PREPARED TO PRE-COORDINATION STAGE & ISSUED TO CLIENT
1	MAR. 28, 2022	ISSUED TO CLIENT FOR BROC-URE

jardin DESIGN GROUP INC
64 JARDIN DR. SUITE 3A
VAUGHAN ONT. L4K 3P3
TEL: 905 660-3377 FAX: 905 660-3713
EMAIL: info@jardindesign.ca

The undersigned has reviewed and takes responsibility for this design and has the qualifications and meets the requirements set out in the Ontario Building Code to be a designer

QUALIFICATION INFORMATION
Required unless design is exempt under Division C, Subsection 3.2.5 of the building code

NAME	SIGNATURE	BCIN
Walter Botter		21031

REGISTRATION INFORMATION
Required unless design is exempt under Division C, Subsection 3.2.4 of the building code

FIRM NAME	BCIN
jardin design group inc.	27763

FIRST FLOOR PLAN EL-1

BARLASSINA CONSTRUCTION
CITY OF CAMBRIDGE

BILD

MODEL:	
CHERRY 3E	
SCALE: 3/16"=1'-0"	
PROJ. No. 21-35	DWG. No. 2

DRAWN BY:
DRAWING NAME:

NOT THE GRANTING OF A PERMIT NOR REVIEWING OF SPECS & DRAWINGS NOR INSPECTIONS MADE DURING INSTALLATION BY THE OFFICIAL HAVING JURISDICTION SHALL RELIEVE THE OWNER FROM REQUIREMENTS OF THE ONTARIO BUILDING CODE AND ANY OTHER REFERENCED REQUIREMENTS.

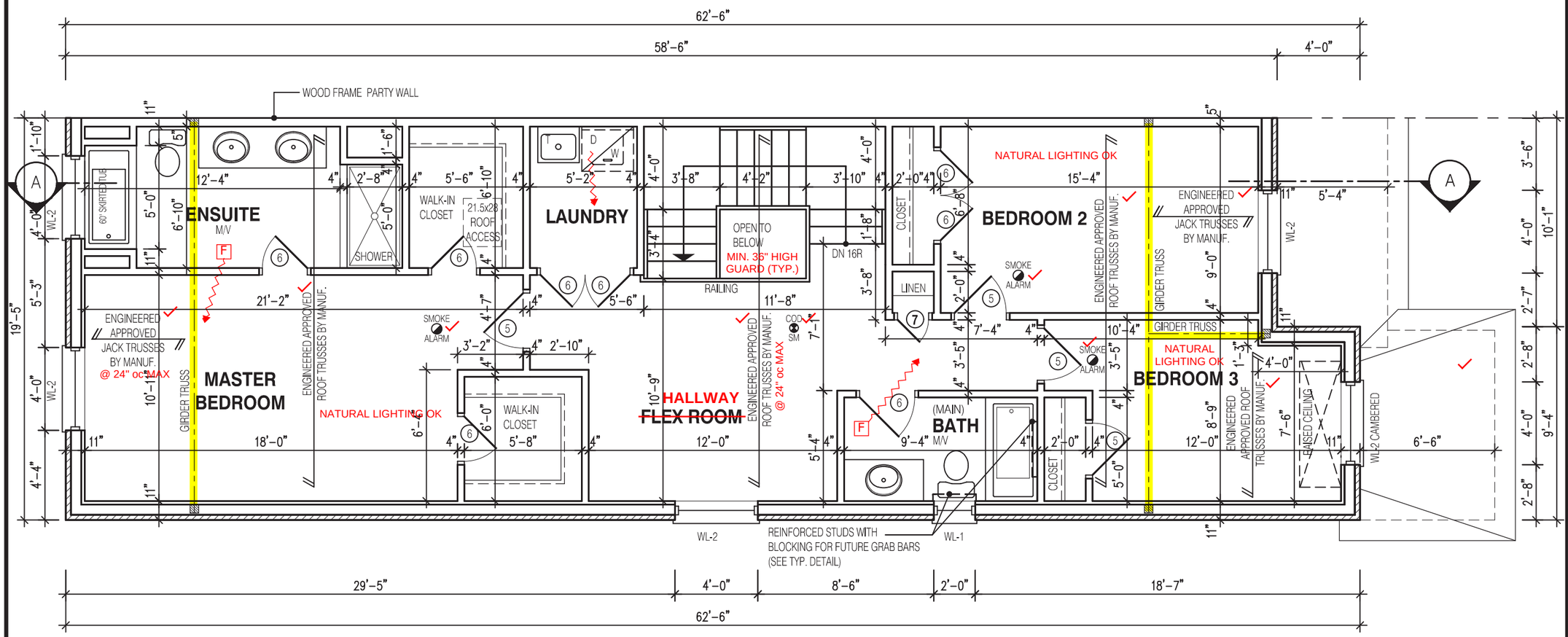

1 WINDOW SHALL PROVIDE AN UNOBSTRUCTED ARE OF 3.8SF w/ NO DIMENSION LESS THAN 15". WINDOW SILL TO BE MAX 39-3/8" ABOVE FINISHED FLOOR.

CHERRY 3E
SECOND FLOOR PLAN EL-1

NOTE:

THESE DRAWINGS ARE TO BE READ IN CONJUNCTION WITH ENGINEER APPROVED ROOF TRUSS DRAWINGS BY MANUFACTURER .

LEGEND:

- BUILDING FACE < THAN 4'-0" (1.2m) (45 MIN. FIRE RATING REQ'D)
- INDICATES SOLID BEARING REQUIRED OR POINT LOAD FROM ABOVE
- STL. PLATE FOR STEEL COL'N ABOVE
- LVL — LAMINATED VENEER LUMBER
- S.J. — SINGLE JOIST
- D.J. — DOUBLE JOIST
- T.J. — TRIPLE JOIST
- REPEAT NOTE
- SHOWER WEEPERS

It is the builder's complete responsibility to ensure that all plans submitted for approval fully comply with the Architectural Guidelines and all applicable regulations and requirements including zoning provisions and any provisions in the subdivision agreement. The Control Architect is not responsible in any way for examining or approving site (lotting) plans or working drawings with respect to any zoning or building code or permit matter or that any house can be properly built or located on its lot.

This is to certify that these plans comply with the applicable Architectural Design Guidelines approved by the City of CAMBRIDGE

JOHN G. WILLIAMS LTD., ARCHITECT
ARCHITECTURAL CONTROL REVIEW AND APPROVAL
APPROVED BY:
DATE: OCT 11, 2022
This stamp certifies compliance with the applicable Design Guidelines only and bears no further professional responsibility.

STRUDET INC.

REGISTERED PROFESSIONAL ENGINEER
B. MARINKOVIC
Sept 13/2022
PROVINCE OF ONTARIO

FOR STRUCTURE ONLY

DRAWN BY:
DRAWING NAME:

2154
6.10m LOTS
CHERRY 3E (GR) ELEVATION 1
A1 PACKAGE
O.REG. 332/12

THE CONTRACTOR SHALL CHECK AND VERIFY ALL DIMENSIONS AND CONDITIONS ON SITE BEFORE PROCEEDING WITH CONSTRUCTION. ANY DISCREPANCIES SHALL BE REPORTED TO JARDIN DESIGN GROUP INC. PRIOR TO COMMENCEMENT OF WORK.

JARDIN DESIGN GROUP INC. IS NOT RESPONSIBLE FOR THE ACCURACY OF SURVEY, STRUCTURAL OR ENGINEERING INFORMATION SHOWN ON THESE DRAWINGS OR FOR CONSTRUCTION STARTED PRIOR TO THE ISSUANCE OF A BUILDING PERMIT. REFER TO THE APPROPRIATE ENGINEERING DRAWINGS BEFORE PROCEEDING WITH WORK.

AS CONSTRUCTED INVERTS MUST BE VERIFIED PRIOR TO POURING FOOTINGS.

JARDIN DESIGN GROUP INC. HAS NOT BEEN RETAINED TO CARRY OUT GENERAL REVIEW OF THE WORK AND ASSUMES NO RESPONSIBILITY FOR THE FAILURE OF THE CONTRACTOR OR SUB CONTRACTOR TO CARRY OUT THE WORK IN ACCORDANCE WITH THE CONTRACT DOCUMENTS.

THIS DRAWING IS AN INSTRUMENT OF SERVICE, IS PROVIDED BY AND IS THE PROPERTY OF JARDIN DESIGN GROUP INC. THIS DRAWING IS NOT TO BE SCALED.

No:	DATE:	WORK DESCRIPTION:
7		
6		
5		
4	AUG. 31, 2022	ISSUED FOR BUILDING PERMIT
3	AUG. 29, 2022	COORDINATED FLOOR, ROOF AND ENGINEER COMMENTS
2	JUN. 20, 2022	PREPARED TO PRE-COORDINATION STAGE & ISSUED TO CLIENT
1	MAR. 28, 2022	ISSUED TO CLIENT FOR BROCHURE

jardin DESIGN GROUP INC
64 JARDIN DR. SUITE 3A
VAUGHAN ONT. L4K 3P3
TEL: 905 660-3377 FAX: 905 660-3713
EMAIL: info@jardindesign.ca

The undersigned has reviewed and takes responsibility for this design and has the qualifications and meets the requirements set out in the Ontario Building Code to be a designer

QUALIFICATION INFORMATION
Required unless design is exempt under Division C, Subsection 3.2.5 of the building code

NAME	SIGNATURE	BCIN
Walter Botter		21031

REGISTRATION INFORMATION
Required unless design is exempt under Division C, Subsection 3.2.4 of the building code

FIRM NAME	BCIN
jardin design group inc.	27763

SEC. FLOOR PLAN EL-1

BARLASSINA CONSTRUCTION
CITY OF CAMBRIDGE

BILD

MODEL: CHERRY 3E
SCALE: 3/16" = 1'-0"
PROJ. No. 21-35
DWG. No. 3

NOT THE GRANTING OF A PERMIT NOR REVIEWING OF SPECS & DRAWINGS NOR INSPECTIONS MADE DURING INSTALLATION BY THE OFFICIAL HAVING JURISDICTION SHALL RELIEVE THE OWNER FROM REQUIREMENTS OF THE ONTARIO BUILDING CODE AND ANY OTHER REFERENCED REQUIREMENTS.

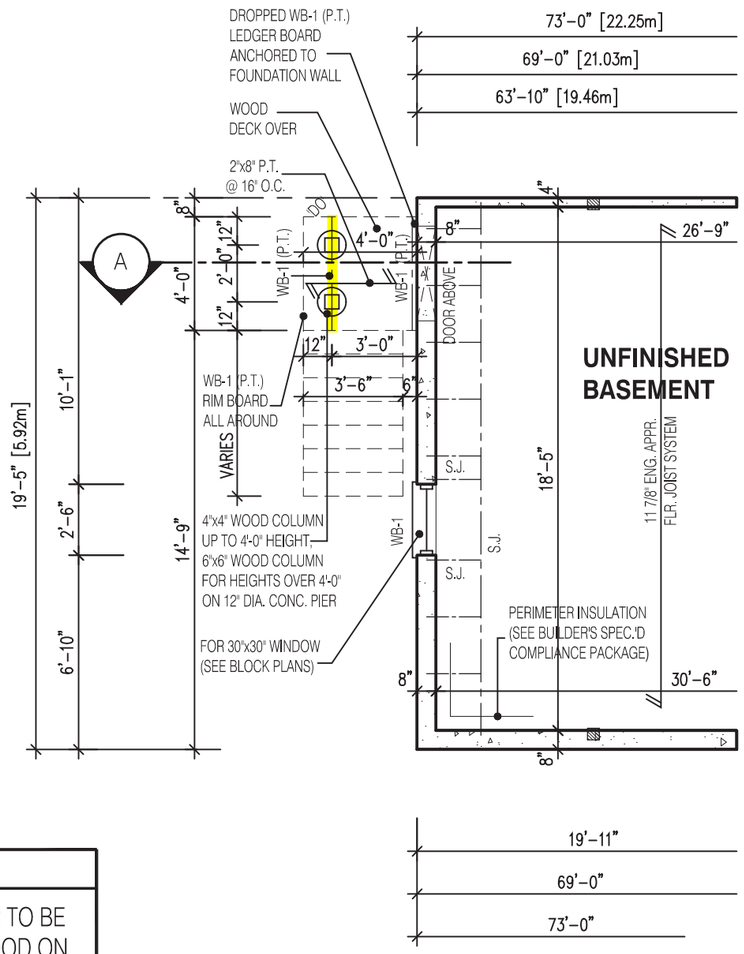

NOTE:

SUBFLOOR TO BE 3/4" PLYWOOD ON THIS LEVEL

ALL FLOORS TO BE NAILED AND GLUED ON THIS LEVEL

PARTIAL BASEMENT LAYOUT
FOR DECK CONDITION EL-1

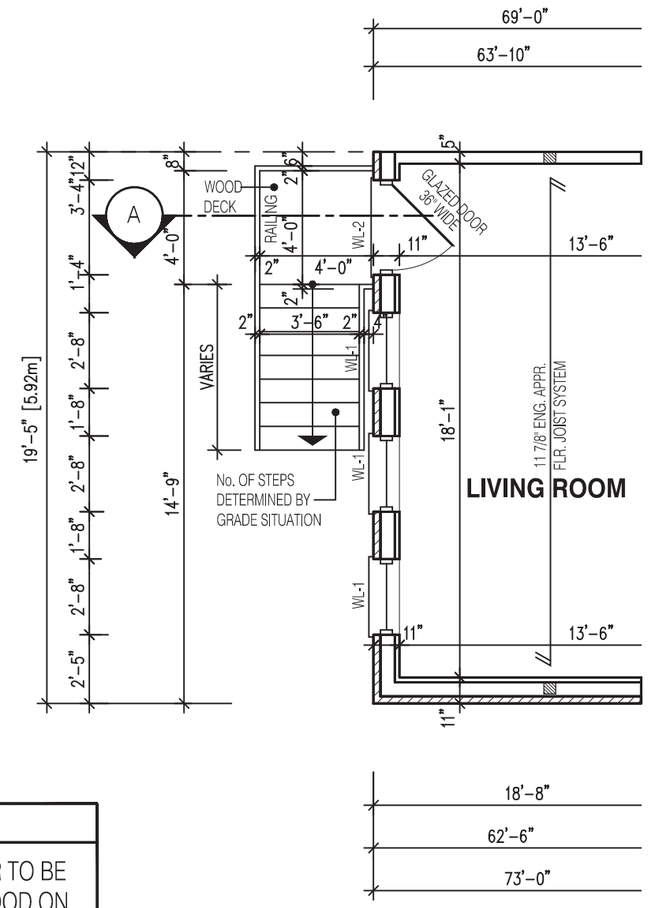

NOTE:

SUBFLOOR TO BE 5/8" PLYWOOD ON THIS LEVEL

ALL FLOORS TO BE NAILED AND GLUED ON THIS LEVEL

PARTIAL FIRST FLOOR LAYOUT
FOR DECK CONDITION EL-1

STRUDET INC.

REGISTERED PROFESSIONAL ENGINEER
B. MARINKOVIC
PROVINCE OF ONTARIO
Sept 13/2022

FOR STRUCTURE ONLY

NOTE:
WHEN VENEER CUT IS GREATER THAN 26" A 10" POURED CONC. FOUNDATION WALL IS REQUIRED. (FOUNDATION PLAN TO BE REVIEWED IN CONJUNCTION WITH SITE PLAN)

NOTE:
REFER TO SHEET NO. 0 - FOR LINTEL, BEAMS AND DOOR SIZE

NOTE:
THESE DRAWINGS ARE TO BE READ IN CONJUNCTION WITH ENGINEER APPROVED ROOF TRUSS DRAWINGS BY MANUFACTURER.

NOTE:
SPACE CONVENTIONAL FLOOR JOISTS @ 12" O.C. BELOW ALL CERAMIC TILE AREAS. PROVIDE 1 ROW BRIDGING FOR SPANS OF 5'-7', 2 ROWS FOR SPANS GREATER THAN 7'

NOTE:
THESE DRAWINGS ARE TO BE READ IN CONJUNCTION WITH ENGINEER APPROVED FLOOR TRUSS LAYOUT BY MANUFACTURER.

LEGEND:

- BUILDING FACE < THAN 4'-0" (1.2m) (45 MIN. FIRE RATING REQ'D)
- INDICATES SOLID BEARING REQUIRED OR POINT LOAD FROM ABOVE
- STL. PLATE FOR STEEL COL'N ABOVE
- LVL LAMINATED VENEER LUMBER
- S.J. SINGLE JOIST
- D.J. DOUBLE JOIST
- T.J. TRIPLE JOIST
- REPEAT NOTE
- SHOWER WEEPERS

It is the builder's complete responsibility to ensure that all plans submitted for approval fully comply with the Architectural Guidelines and all applicable regulations and requirements including zoning provisions and any provisions in the subdivision agreement. The Control Architect is not responsible in any way for examining or approving site (lotting) plans or working drawings with respect to any zoning or building code or permit matter or that any house can be properly built or located on its lot.

This is to certify that these plans comply with the applicable Architectural Design Guidelines approved by the City of CAMBRIDGE.

JOHN G. WILLIAMS LTD., ARCHITECT
ARCHITECTURAL CONTROL REVIEW AND APPROVAL
APPROVED BY:
DATE: OCT 11, 2022
This stamp certifies compliance with the applicable Design Guidelines only and bears no further professional responsibility.

2154

6.10m LOTS

CHERRY 3E (GR) ELEVATION 1

A1 PACKAGE

O.REG. 332/12

THE CONTRACTOR SHALL CHECK AND VERIFY ALL DIMENSIONS AND CONDITIONS ON SITE BEFORE PROCEEDING WITH CONSTRUCTION. ANY DISCREPANCIES SHALL BE REPORTED TO JARDIN DESIGN GROUP INC. PRIOR TO COMMENCEMENT OF WORK.

JARDIN DESIGN GROUP INC. IS NOT RESPONSIBLE FOR THE ACCURACY OF SURVEY, STRUCTURAL OR ENGINEERING INFORMATION SHOWN ON THESE DRAWINGS OR FOR CONSTRUCTION STARTED PRIOR TO THE ISSUANCE OF A BUILDING PERMIT. REFER TO THE APPROPRIATE ENGINEERING DRAWINGS BEFORE PROCEEDING WITH WORK.

AS CONSTRUCTED INVERTS MUST BE VERIFIED PRIOR TO POURING FOOTINGS.

JARDIN DESIGN GROUP INC. HAS NOT BEEN RETAINED TO CARRY OUT GENERAL REVIEW OF THE WORK AND ASSUMES NO RESPONSIBILITY FOR THE FAILURE OF THE CONTRACTOR OR SUB CONTRACTOR TO CARRY OUT THE WORK IN ACCORDANCE WITH THE CONTRACT DOCUMENTS.

THIS DRAWING IS AN INSTRUMENT OF SERVICE, IS PROVIDED BY AND IS THE PROPERTY OF JARDIN DESIGN GROUP INC. THIS DRAWING IS NOT TO BE SCALED.

No:	DATE:	WORK DESCRIPTION:
7		
6		
5		
4	AUG. 31, 2022	ISSUED FOR BUILDING PERMIT
3	AUG. 29, 2022	COORDINATED FLOOR, ROOF AND ENGINEER COMMENTS
2	JUN. 20, 2022	PREPARED TO PRE-COORDINATION STAGE & ISSUED TO CLIENT
1	MAR. 28, 2022	ISSUED TO CLIENT FOR BROCHURE

jardin DESIGN GROUP INC
64 JARDIN DR. SUITE 3A
VAUGHAN ONT. L4K 3P3
TEL: 905 660-3377 FAX: 905 660-3713
EMAIL: info@jardindesign.ca

The undersigned has reviewed and takes responsibility for this design and has the qualifications and meets the requirements set out in the Ontario Building Code to be a designer

QUALIFICATION INFORMATION
Required unless design is exempt under Division C, Subsection 3.2.5 of the building code

NAME	SIGNATURE	BCIN
Walter Botter		21031

REGISTRATION INFORMATION
Required unless design is exempt under Division C, Subsection 3.2.4 of the building code

FIRM NAME	BCIN
jardin design group inc.	27763

DECK CONDITION EL-1

BARLASSINA CONSTRUCTION
CITY OF CAMBRIDGE

BILD

MODEL: CHERRY 3E
SCALE: 3/16" = 1'-0"
PROJ. No. 21-35
DWG. No. 3-1

DRAWN BY:
DRAWING NAME:

NOT THE GRANTING OF A PERMIT NOR REVIEWING OF SPECS & DRAWINGS NOR INSPECTIONS MADE DURING INSTALLATION BY THE OFFICIAL HAVING JURISDICTION SHALL RELIEVE THE OWNER FROM REQUIREMENTS OF THE ONTARIO BUILDING CODE AND ANY OTHER REFERENCED REQUIREMENTS.

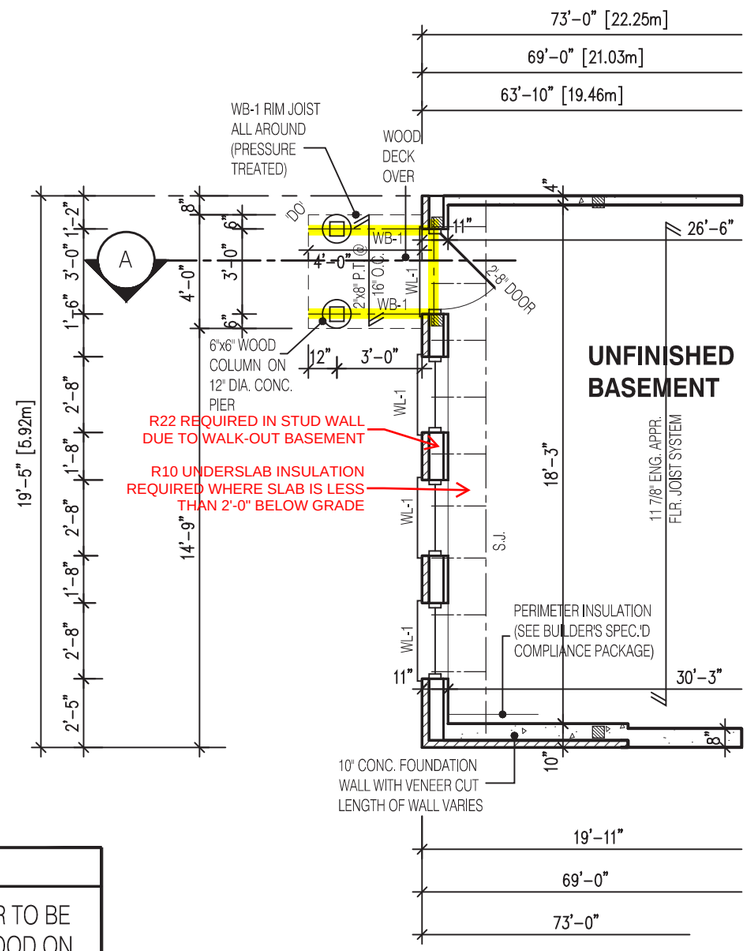

NOTE:

SUBFLOOR TO BE 3/4" PLYWOOD ON THIS LEVEL

ALL FLOORS TO BE NAILED AND GLUED ON THIS LEVEL

PARTIAL BASEMENT LAYOUT
FOR DECK/WALKOUT CONDITION EL-1

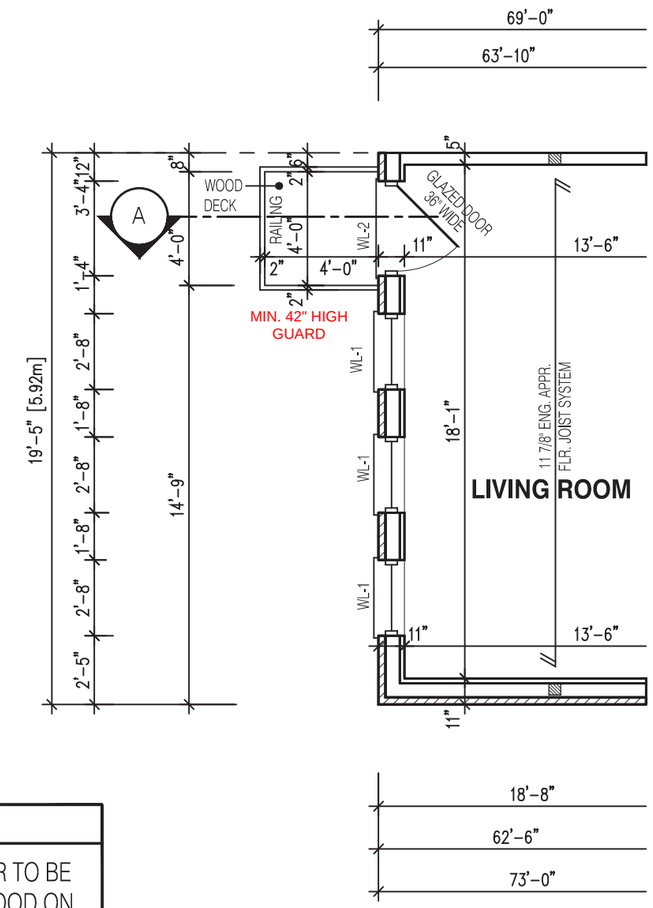

NOTE:

SUBFLOOR TO BE 5/8" PLYWOOD ON THIS LEVEL

ALL FLOORS TO BE NAILED AND GLUED ON THIS LEVEL

PARTIAL FIRST FLOOR LAYOUT
FOR DECK/WALOUT CONDITION EL-1

STRUDET INC.

REGISTERED PROFESSIONAL ENGINEER
B. MARINKOVIC
Sept 13/2022
PROVINCE OF ONTARIO

FOR STRUCTURE ONLY

NOTE:
WHEN VENEER CUT IS GREATER THAN 26" A 10" POURED CONC. FOUNDATION WALL IS REQUIRED. (FOUNDATION PLAN TO BE REVIEWED IN CONJUNCTION WITH SITE PLAN)

NOTE:
REFER TO SHEET NO. 0 - FOR LINTEL, BEAMS AND DOOR SIZE

NOTE:
THESE DRAWINGS ARE TO BE READ IN CONJUNCTION WITH ENGINEER APPROVED ROOF TRUSS DRAWINGS BY MANUFACTURER .

NOTE:
SPACE CONVENTIONAL FLOOR JOISTS @ 12" O.C. BELOW ALL CERAMIC TILE AREAS. PROVIDE 1 ROW BRIDGING FOR SPANS OF 5'-7', 2 ROWS FOR SPANS GREATER THAN 7'

NOTE:
THESE DRAWINGS ARE TO BE READ IN CONJUNCTION WITH ENGINEER APPROVED FLOOR TRUSS LAYOUT BY MANUFACTURER .

LEGEND:

	BUILDING FACE < THAN 4'-0" (1.2m) (45 MIN. FIRE RATING REQ'D)
	INDICATES SOLID BEARING REQUIRED OR POINT LOAD FROM ABOVE
	STL. PLATE FOR STEEL COL'N ABOVE
LVL	LAMINATED VENEER LUMBER
S.J.	SINGLE JOIST
D.J.	DOUBLE JOIST
T.J.	TRIPLE JOIST
	REPEAT NOTE
	SHOWER WEEPERS

It is the builder's complete responsibility to ensure that all plans submitted for approval fully comply with the Architectural Guidelines and all applicable regulations and requirements including zoning provisions and any provisions in the subdivision agreement. The Control Architect is not responsible in any way for examining or approving site (lotting) plans or working drawings with respect to any zoning or building code or permit matter or that any house can be properly built or located on its lot.

This is to certify that these plans comply with the applicable Architectural Design Guidelines approved by the City of CAMBRIDGE.

JOHN G. WILLIAMS LTD., ARCHITECT
ARCHITECTURAL CONTROL REVIEW AND APPROVAL
APPROVED BY:
DATE: OCT 11, 2022
This stamp certifies compliance with the applicable Design Guidelines only and bears no further professional responsibility.

2154
6.10m LOTS
CHERRY 3E (GR) ELEVATION 1
A1 PACKAGE
O.REG. 332/12

THE CONTRACTOR SHALL CHECK AND VERIFY ALL DIMENSIONS AND CONDITIONS ON SITE BEFORE PROCEEDING WITH CONSTRUCTION. ANY DISCREPANCIES SHALL BE REPORTED TO JARDIN DESIGN GROUP INC. PRIOR TO COMMENCEMENT OF WORK.

JARDIN DESIGN GROUP INC. IS NOT RESPONSIBLE FOR THE ACCURACY OF SURVEY, STRUCTURAL OR ENGINEERING INFORMATION SHOWN ON THESE DRAWINGS OR FOR CONSTRUCTION STARTED PRIOR TO THE ISSUANCE OF A BUILDING PERMIT. REFER TO THE APPROPRIATE ENGINEERING DRAWINGS BEFORE PROCEEDING WITH WORK.

AS CONSTRUCTED INVERTS MUST BE VERIFIED PRIOR TO POURING FOOTINGS.

JARDIN DESIGN GROUP INC. HAS NOT BEEN RETAINED TO CARRY OUT GENERAL REVIEW OF THE WORK AND ASSUMES NO RESPONSIBILITY FOR THE FAILURE OF THE CONTRACTOR OR SUB CONTRACTOR TO CARRY OUT THE WORK IN ACCORDANCE WITH THE CONTRACT DOCUMENTS.

THIS DRAWING IS AN INSTRUMENT OF SERVICE, IS PROVIDED BY AND IS THE PROPERTY OF JARDIN DESIGN GROUP INC. THIS DRAWING IS NOT TO BE SCALED.

No:	DATE:	WORK DESCRIPTION:
7		
6		
5		
4	AUG. 31, 2022	ISSUED FOR BUILDING PERMIT
3	AUG. 29, 2022	COORDINATED FLOOR, ROOF AND ENGINEER COMMENTS
2	JUN. 20, 2022	PREPARED TO PRE-COORDINATION STAGE & ISSUED TO CLIENT
1	MAR. 28, 2022	ISSUED TO CLIENT FOR BROCHURE

jardin DESIGN GROUP INC
64 JARDIN DR. SUITE 3A
VAUGHAN ONT. L4K 3P3
TEL: 905 660-3377 FAX: 905 660-3713
EMAIL: info@jardindesign.ca

The undersigned has reviewed and takes responsibility for this design and has the qualifications and meets the requirements set out in the Ontario Building Code to be a designer

QUALIFICATION INFORMATION
Required unless design is exempt under Division C, Subsection 3.2.5 of the building code

NAME	SIGNATURE	BCIN
Walter Botter		21031

REGISTRATION INFORMATION
Required unless design is exempt under Division C, Subsection 3.2.4 of the building code

FIRM NAME	BCIN
jardin design group inc.	27763

DECK/WALKOUT EL-1

BARLASSINA CONSTRUCTION
CITY OF CAMBRIDGE

BILD

MODEL: CHERRY 3E
SCALE: 3/16"=1'-0"
PROJ. No. 21-35
DWG. No. 3-2

DRAWN BY:
DRAWING NAME:

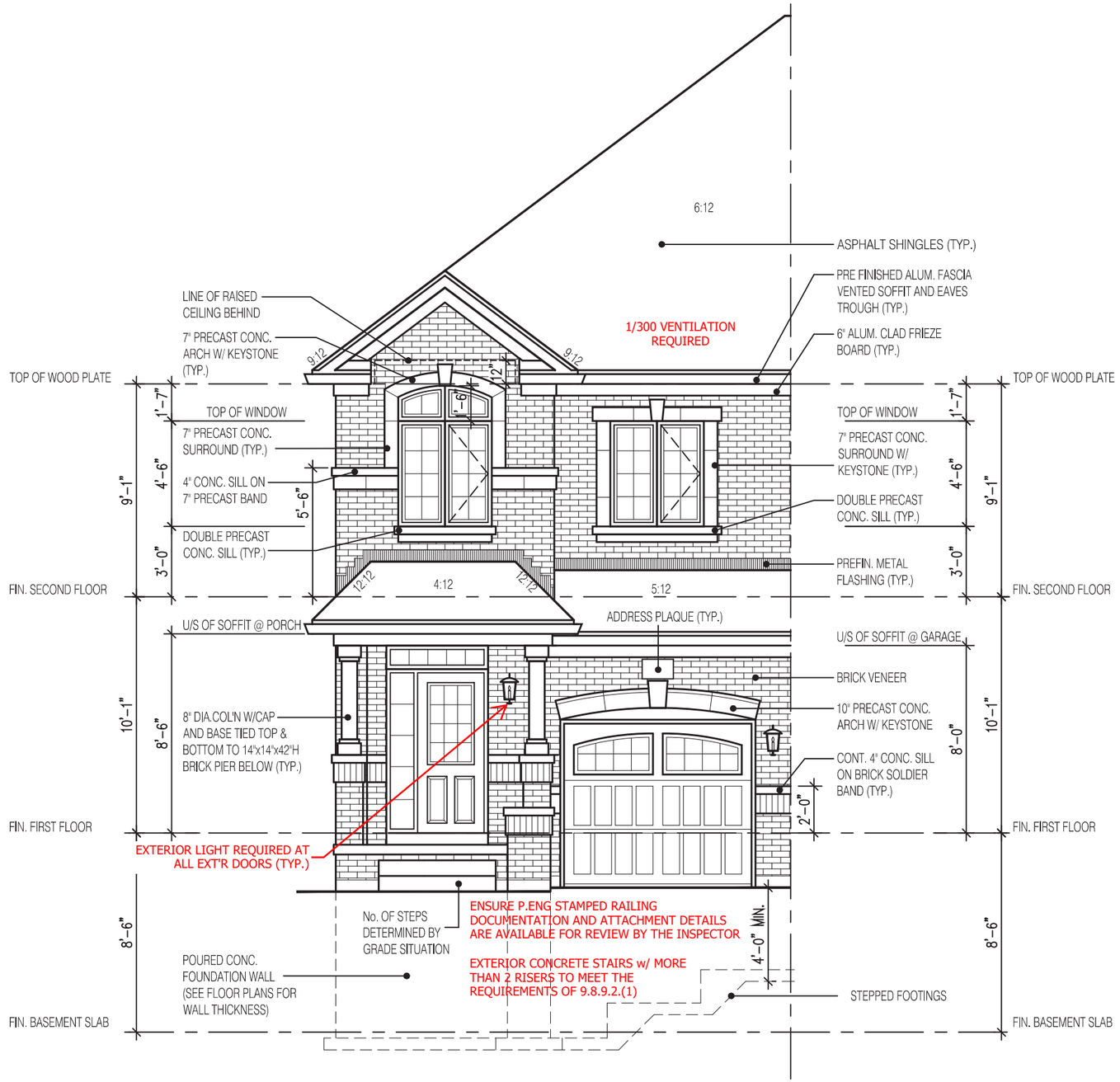

CHERRY 3E
FRONT ELEVATION 1

NOT THE GRANTING OF A PERMIT NOR REVIEWING OF SPECS & DRAWINGS NOR INSPECTIONS MADE DURING INSTALLATION BY THE OFFICIAL HAVING JURISDICTION SHALL RELIEVE THE OWNER FROM REQUIREMENTS OF THE ONTARIO BUILDING CODE AND ANY OTHER REFERENCED REQUIREMENTS.

It is the builder's complete responsibility to ensure that all plans submitted for approval fully comply with the Architectural Guidelines and all applicable regulations and requirements including zoning provisions and any provisions in the subdivision agreement. The Control Architect is not responsible in any way for examining or approving site (lotting) plans or working drawings with respect to any zoning or building code or permit matter or that any house can be properly built or located on its lot.

This is to certify that these plans comply with the applicable Architectural Design Guidelines approved by the City of CAMBRIDGE.

JOHN G. WILLIAMS LTD., ARCHITECT
ARCHITECTURAL CONTROL REVIEW AND APPROVAL
APPROVED BY:
DATE: OCT 11, 2022
This stamp certifies compliance with the applicable Design Guidelines only and bears no further professional responsibility.

2154
6.10m LOTS
CHERRY 3E (GR) ELEVATION 1
A1 PACKAGE
O.REG. 332/12

THE CONTRACTOR SHALL CHECK AND VERIFY ALL DIMENSIONS AND CONDITIONS ON SITE BEFORE PROCEEDING WITH CONSTRUCTION. ANY DISCREPANCIES SHALL BE REPORTED TO JARDIN DESIGN GROUP INC. PRIOR TO COMMENCEMENT OF WORK.

JARDIN DESIGN GROUP INC. IS NOT RESPONSIBLE FOR THE ACCURACY OF SURVEY, STRUCTURAL OR ENGINEERING INFORMATION SHOWN ON THESE DRAWINGS OR FOR CONSTRUCTION STARTED PRIOR TO THE ISSUANCE OF A BUILDING PERMIT. REFER TO THE APPROPRIATE ENGINEERING DRAWINGS BEFORE PROCEEDING WITH WORK.

AS CONSTRUCTED INVERTS MUST BE VERIFIED PRIOR TO POURING FOOTINGS.

JARDIN DESIGN GROUP INC. HAS NOT BEEN RETAINED TO CARRY OUT GENERAL REVIEW OF THE WORK AND ASSUMES NO RESPONSIBILITY FOR THE FAILURE OF THE CONTRACTOR OR SUB CONTRACTOR TO CARRY OUT THE WORK IN ACCORDANCE WITH THE CONTRACT DOCUMENTS.

THIS DRAWING IS AN INSTRUMENT OF SERVICE, IS PROVIDED BY AND IS THE PROPERTY OF JARDIN DESIGN GROUP INC. THIS DRAWING IS NOT TO BE SCALED.

No:	DATE:	WORK DESCRIPTION:
7		
6		
5		
4	AUG. 31, 2022	ISSUED FOR BUILDING PERMIT
3	AUG. 29, 2022	COORDINATED FLOOR, ROOF AND ENGINEER COMMENTS
2	JUN. 20, 2022	PREPARED TO PRE-COORDINATION STAGE & ISSUED TO CLIENT
1	MAR. 28, 2022	ISSUED TO CLIENT FOR BROCHURE

jardin
DESIGN GROUP INC
64 JARDIN DR. SUITE 3A
VAUGHAN ONT. L4K 3P3
TEL: 905 660-3377 FAX: 905 660-3713
EMAIL: info@jardindesign.ca

The undersigned has reviewed and takes responsibility for this design and has the qualifications and meets the requirements set out in the Ontario Building Code to be a designer

QUALIFICATION INFORMATION
Required unless design is exempt under Division C, Subsection 3.2.5 of the building code

NAME	SIGNATURE	BCIN
Walter Botter		21031

REGISTRATION INFORMATION
Required unless design is exempt under Division C, Subsection 3.2.4 of the building code

FIRM NAME	BCIN
jardin design group inc.	27763

FRONT ELEVATION 1

BARLASSINA CONSTRUCTION
CITY OF CAMBRIDGE

BILD

MODEL: CHERRY 3E
SCALE: 3/16"=1'-0"
PROJ. No. 21-35
DWG. No. 4

DRAWN BY:
DRAWING NAME:

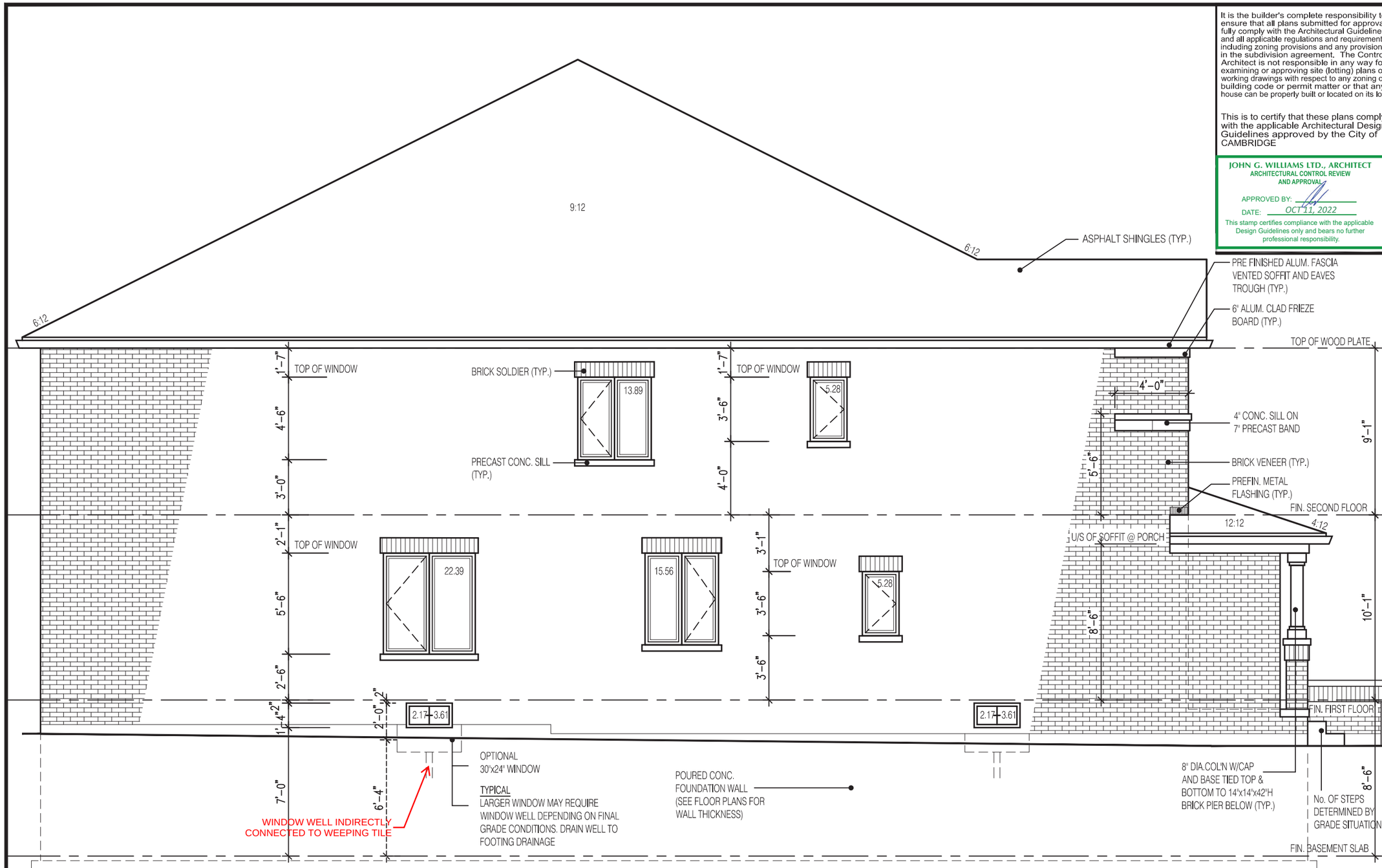

CHERRY 3E
SIDE ELEVATION 1

UNPROTECTED OPENINGS

WALL AREA	1390 ф
ALLOWABLE WINDOW AREA @ 7.0% (1.2m SIDEYARD)	97.30 ф ✓
ACTUAL GLAZED AREA	66.74 ф ✓
WITH OPTIONAL 30"x24" BASEMENT WINDOWS ACTUAL GLAZED AREA	69.62 ф ✓

NOT THE GRANTING OF A PERMIT NOR REVIEWING OF SPECS & DRAWINGS NOR INSPECTIONS MADE DURING INSTALLATION BY THE OFFICIAL HAVING JURISDICTION SHALL RELIEVE THE OWNER FROM REQUIREMENTS OF THE ONTARIO BUILDING CODE AND ANY OTHER REFERENCED REQUIREMENTS.

It is the builder's complete responsibility to ensure that all plans submitted for approval fully comply with the Architectural Guidelines and all applicable regulations and requirements including zoning provisions and any provisions in the subdivision agreement. The Control Architect is not responsible in any way for examining or approving site (lotting) plans or working drawings with respect to any zoning or building code or permit matter or that any house can be properly built or located on its lot.

This is to certify that these plans comply with the applicable Architectural Design Guidelines approved by the City of CAMBRIDGE

JOHN G. WILLIAMS LTD., ARCHITECT
ARCHITECTURAL CONTROL REVIEW
AND APPROVAL
APPROVED BY:
DATE: OCT 11, 2022
This stamp certifies compliance with the applicable Design Guidelines only and bears no further professional responsibility.

2154
6.10m LOTS
CHERRY 3E (GR)
ELEVATION 1
A1 PACKAGE
O.REG. 332/12

THE CONTRACTOR SHALL CHECK AND VERIFY ALL DIMENSIONS AND CONDITIONS ON SITE BEFORE PROCEEDING WITH CONSTRUCTION. ANY DISCREPANCIES SHALL BE REPORTED TO JARDIN DESIGN GROUP INC. PRIOR TO COMMENCEMENT OF WORK.

JARDIN DESIGN GROUP INC. IS NOT RESPONSIBLE FOR THE ACCURACY OF SURVEY, STRUCTURAL OR ENGINEERING INFORMATION SHOWN ON THESE DRAWINGS OR FOR CONSTRUCTION STARTED PRIOR TO THE ISSUANCE OF A BUILDING PERMIT. REFER TO THE APPROPRIATE ENGINEERING DRAWINGS BEFORE PROCEEDING WITH WORK.

AS CONSTRUCTED INVERTS MUST BE VERIFIED PRIOR TO POURING FOOTINGS.

JARDIN DESIGN GROUP INC. HAS NOT BEEN RETAINED TO CARRY OUT GENERAL REVIEW OF THE WORK AND ASSUMES NO RESPONSIBILITY FOR THE FAILURE OF THE CONTRACTOR OR SUB CONTRACTOR TO CARRY OUT THE WORK IN ACCORDANCE WITH THE CONTRACT DOCUMENTS.

THIS DRAWING IS AN INSTRUMENT OF SERVICE, IS PROVIDED BY AND IS THE PROPERTY OF JARDIN DESIGN GROUP INC. THIS DRAWING IS NOT TO BE SCALED.

No:	DATE:	WORK DESCRIPTION:
7		
6		
5		
4	AUG. 31, 2022	ISSUED FOR BUILDING PERMIT
3	AUG. 29, 2022	COORDINATED FLOOR, ROOF AND ENGINEER COMMENTS
2	JUN. 20, 2022	PREPARED TO PRE-COORDINATION STAGE & ISSUED TO CLIENT
1	MAR. 28, 2022	ISSUED TO CLIENT FOR BROCHURE

jardin
DESIGN GROUP INC
64 JARDIN DR. SUITE 3A
VAUGHAN ONT. L4K 3P3
TEL: 905 660-3377 FAX: 905 660-3713
EMAIL: info@jardindesign.ca

The undersigned has reviewed and takes responsibility for this design and has the qualifications and meets the requirements set out in the Ontario Building Code to be a designer

QUALIFICATION INFORMATION
Required unless design is exempt under Division C, Subsection 3.2.5 of the building code

NAME	SIGNATURE	BCIN
Walter Botter		21031

REGISTRATION INFORMATION
Required unless design is exempt under Division C, Subsection 3.2.4 of the building code

FIRM NAME	BCIN
jardin design group inc.	27763

SIDE ELEVATION 1

BARLASSINA CONSTRUCTION
CITY OF CAMBRIDGE

BILD

MODEL: CHERRY 3E
SCALE: 3/16"=1'-0"
PROJ. No. 21-35
DWG. No. 5

DRAWN BY:
DRAWING NAME:

CHERRY 3E ELEV.-1 (OPT. 30"x24" WINDOW)			ENERGY EFFICIENCY- SB12
ELEVATION	WALL FT^2	OPENING FT^2	PERCENTAGE
FRONT	424.98	62.35	14.67 %
LEFT SIDE	1332.92	89.50	6.71 %
RIGHT SIDE	1326.37	0.00	0.00 %
REAR	407.75	109.01	26.73 %
TOTAL	3492.02	260.86	7.47 %

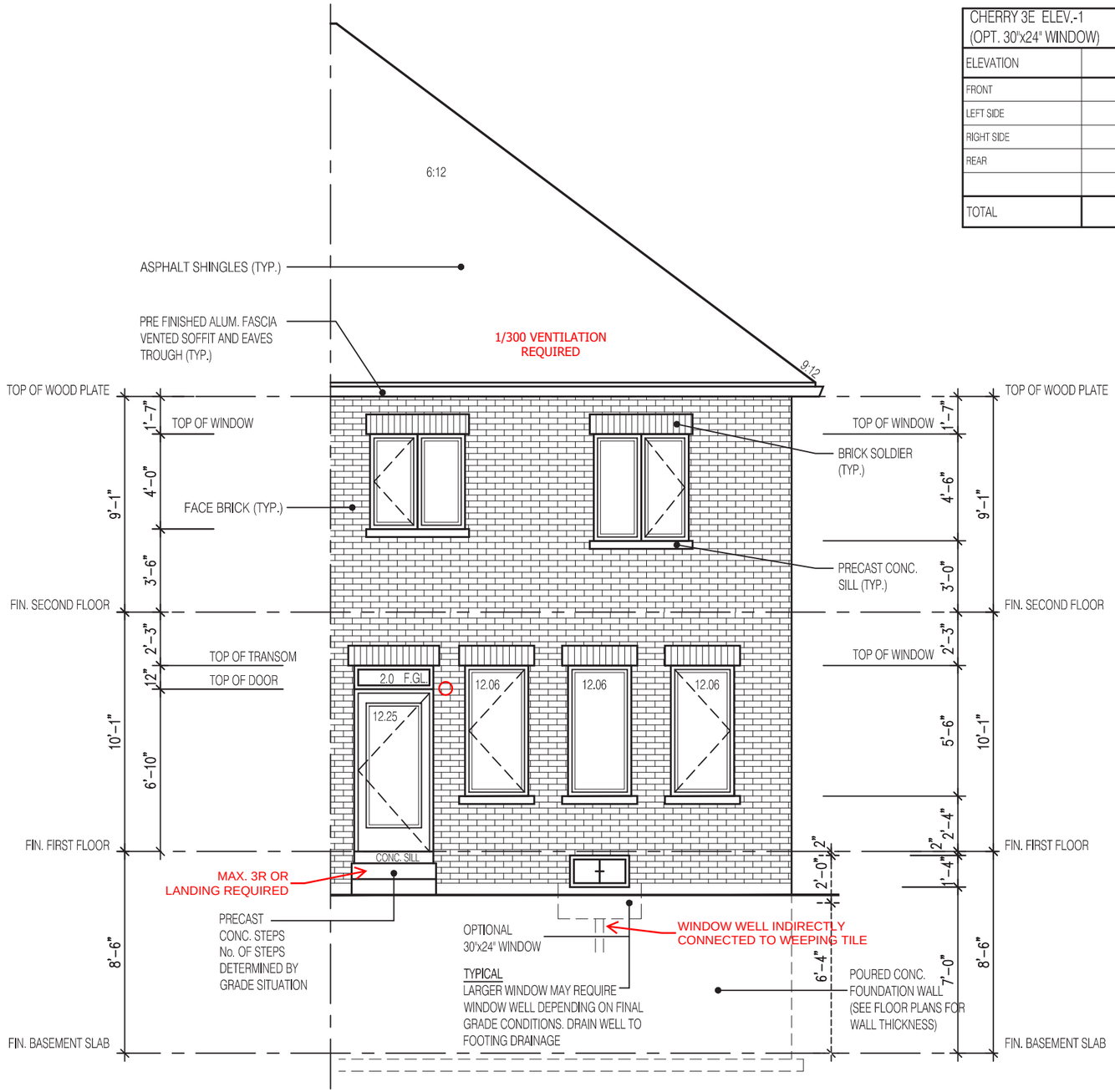

REAR ELEVATION 1

NOT THE GRANTING OF A PERMIT NOR REVIEWING OF SPECS & DRAWINGS NOR INSPECTIONS MADE DURING INSTALLATION BY THE OFFICIAL HAVING JURISDICTION SHALL RELIEVE THE OWNER FROM REQUIREMENTS OF THE ONTARIO BUILDING CODE AND ANY OTHER REFERENCED REQUIREMENTS.

It is the builder's complete responsibility to ensure that all plans submitted for approval fully comply with the Architectural Guidelines and all applicable regulations and requirements including zoning provisions and any provisions in the subdivision agreement. The Control Architect is not responsible in any way for examining or approving site (lotting) plans or working drawings with respect to any zoning or building code or permit matter or that any house can be properly built or located on its lot.

This is to certify that these plans comply with the applicable Architectural Design Guidelines approved by the City of CAMBRIDGE.

JOHN G. WILLIAMS LTD., ARCHITECT
ARCHITECTURAL CONTROL REVIEW AND APPROVAL
APPROVED BY:
DATE: OCT 11, 2022
This stamp certifies compliance with the applicable Design Guidelines only and bears no further professional responsibility.

2154

6.10m LOTS

CHERRY 3E (GR) ELEVATION 1

A1 PACKAGE

O.REG. 332/12

THE CONTRACTOR SHALL CHECK AND VERIFY ALL DIMENSIONS AND CONDITIONS ON SITE BEFORE PROCEEDING WITH CONSTRUCTION. ANY DISCREPANCIES SHALL BE REPORTED TO JARDIN DESIGN GROUP INC. PRIOR TO COMMENCEMENT OF WORK.

JARDIN DESIGN GROUP INC. IS NOT RESPONSIBLE FOR THE ACCURACY OF SURVEY, STRUCTURAL OR ENGINEERING INFORMATION SHOWN ON THESE DRAWINGS OR FOR CONSTRUCTION STARTED PRIOR TO THE ISSUANCE OF A BUILDING PERMIT. REFER TO THE APPROPRIATE ENGINEERING DRAWINGS BEFORE PROCEEDING WITH WORK.

AS CONSTRUCTED INVERTS MUST BE VERIFIED PRIOR TO POURING FOOTINGS.

JARDIN DESIGN GROUP INC. HAS NOT BEEN RETAINED TO CARRY OUT GENERAL REVIEW OF THE WORK AND ASSUMES NO RESPONSIBILITY FOR THE FAILURE OF THE CONTRACTOR OR SUB CONTRACTOR TO CARRY OUT THE WORK IN ACCORDANCE WITH THE CONTRACT DOCUMENTS.

THIS DRAWING IS AN INSTRUMENT OF SERVICE, IS PROVIDED BY AND IS THE PROPERTY OF JARDIN DESIGN GROUP INC. THIS DRAWING IS NOT TO BE SCALED.

No:	DATE:	WORK DESCRIPTION:
7		
6		
5		
4	AUG. 31, 2022	ISSUED FOR BUILDING PERMIT
3	AUG. 29, 2022	COORDINATED FLOOR, ROOF AND ENGINEER COMMENTS
2	JUN. 20, 2022	PREPARED TO PRE-COORDINATION STAGE & ISSUED TO CLIENT
1	MAR. 28, 2022	ISSUED TO CLIENT FOR BROCHURE

jardin DESIGN GROUP INC
64 JARDIN DR. SUITE 3A
VAUGHAN ONT. L4K 3P3
TEL: 905 660-3377 FAX: 905 660-3713
EMAIL: info@jardindesign.ca

The undersigned has reviewed and takes responsibility for this design and has the qualifications and meets the requirements set out in the Ontario Building Code to be a designer

QUALIFICATION INFORMATION
Required unless design is exempt under Division C, Subsection 3.2.5 of the building code

NAME	SIGNATURE	BCIN
Walter Botter		21031

REGISTRATION INFORMATION
Required unless design is exempt under Division C, Subsection 3.2.4 of the building code

FIRM NAME	BCIN
jardin design group inc.	27763

REAR ELEVATION 1

BARLASSINA CONSTRUCTION
CITY OF CAMBRIDGE

BILD

MODEL: CHERRY 3E
SCALE: 3/16"=1'-0"
PROJ. No. 21-35
DWG. No. 6

DRAWN BY:
DRAWING NAME:

CHERRY 3E EL.-1 (DECK CONDITION)			ENERGY EFFICIENCY- SB12
ELEVATION	WALL FT²	OPENING FT²	PERCENTAGE
FRONT	424.98	62.35	14.67 %
LEFT SIDE	1332.92	86.17	6.46 %
RIGHT SIDE	1326.37	0.00	0.00 %
REAR	475.71	107.46	22.59 %
TOTAL	3559.98	255.98	7.19 %

CHERRY 3E EL.-1 (DECK CONDITION) (OPT. 30"x24" WINDOW)			ENERGY EFFICIENCY- SB12
ELEVATION	WALL FT²	OPENING FT²	PERCENTAGE
FRONT	424.98	62.35	14.67 %
LEFT SIDE	1332.92	89.50	6.71 %
RIGHT SIDE	1326.37	0.00	0.00 %
REAR	475.71	107.46	22.59 %
TOTAL	3559.98	259.31	7.28 %

CHERRY 3E EL.-1 (DECK CONDITION) (30"x30" WINDOW)			ENERGY EFFICIENCY- SB12
ELEVATION	WALL FT²	OPENING FT²	PERCENTAGE
FRONT	424.98	62.35	14.67 %
LEFT SIDE	1332.92	86.17	6.46 %
RIGHT SIDE	1326.37	0.00	0.00 %
REAR	475.71	110.38	23.20 %
TOTAL	3559.98	258.90	7.27 %

CHERRY 3E EL.-1 (DECK CONDITION) (OPT. 30"x 24" WINDOW) (30"x30" WINDOW)			ENERGY EFFICIENCY- SB12
ELEVATION	WALL FT²	OPENING FT²	PERCENTAGE
FRONT	424.98	62.35	14.67 %
LEFT SIDE	1332.92	89.50	6.71 %
RIGHT SIDE	1326.37	0.00	0.00 %
REAR	475.71	110.38	23.20 %
TOTAL	3559.98	262.23	7.37 %

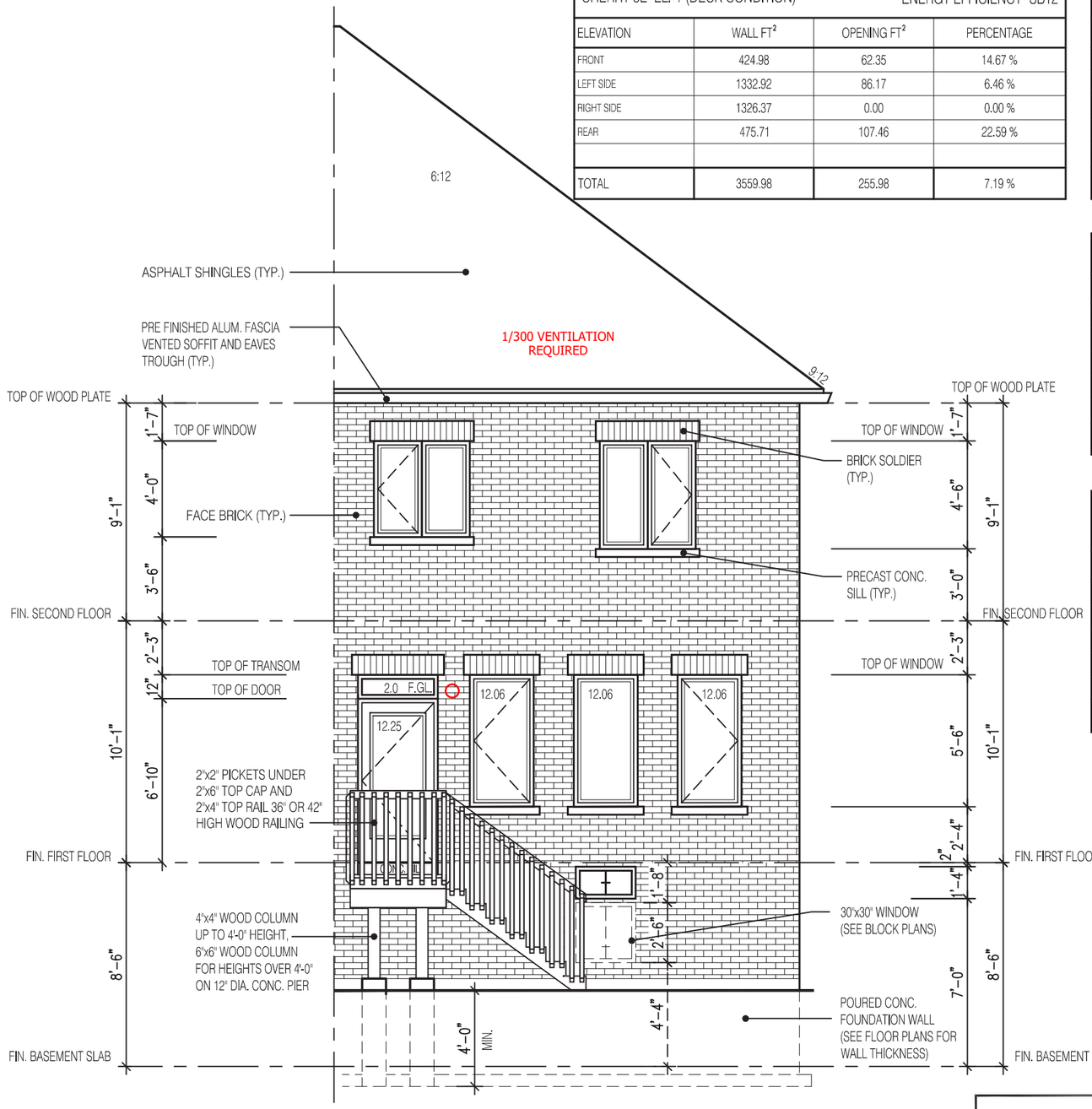

REAR ELEVATION 1
DECK CONDITION

FOR ADDITIONAL DECK STRUCTURE REFER TO PAGE 7 OF THE DETAIL PACKAGE

NOT THE GRANTING OF A PERMIT NOR REVIEWING OF SPECS & DRAWINGS NOR INSPECTIONS MADE DURING INSTALLATION BY THE OFFICIAL HAVING JURISDICTION SHALL RELIEVE THE OWNER FROM REQUIREMENTS OF THE ONTARIO BUILDING CODE AND ANY OTHER REFERENCED REQUIREMENTS.

NOTE:

WHEN VENEER CUT IS GREATER THAN 26" A 10" POURED CONC. FOUNDATION WALL IS REQUIRED.
(FOUNDATION PLAN TO BE REVIEWED IN CONJUNCTION WITH SITE PLAN)

It is the builder's complete responsibility to ensure that all plans submitted for approval fully comply with the Architectural Guidelines and all applicable regulations and requirements including zoning provisions and any provisions in the subdivision agreement. The Control Architect is not responsible in any way for examining or approving site (lotting) plans or working drawings with respect to any zoning or building code or permit matter or that any house can be properly built or located on its lot.

This is to certify that these plans comply with the applicable Architectural Design Guidelines approved by the City of CAMBRIDGE.

JOHN G. WILLIAMS LTD., ARCHITECT
ARCHITECTURAL CONTROL REVIEW AND APPROVAL
APPROVED BY:
DATE: OCT 11, 2022
This stamp certifies compliance with the applicable Design Guidelines only and bears no further professional responsibility.

2154
6.10m LOTS
CHERRY 3E (GR) ELEVATION 1
A1 PACKAGE
O.REG. 332/12

THE CONTRACTOR SHALL CHECK AND VERIFY ALL DIMENSIONS AND CONDITIONS ON SITE BEFORE PROCEEDING WITH CONSTRUCTION. ANY DISCREPANCIES SHALL BE REPORTED TO JARDIN DESIGN GROUP INC. PRIOR TO COMMENCEMENT OF WORK.

JARDIN DESIGN GROUP INC. IS NOT RESPONSIBLE FOR THE ACCURACY OF SURVEY, STRUCTURAL OR ENGINEERING INFORMATION SHOWN ON THESE DRAWINGS OR FOR CONSTRUCTION STARTED PRIOR TO THE ISSUANCE OF A BUILDING PERMIT. REFER TO THE APPROPRIATE ENGINEERING DRAWINGS BEFORE PROCEEDING WITH WORK.

AS CONSTRUCTED INVERTS MUST BE VERIFIED PRIOR TO POURING FOOTINGS.

JARDIN DESIGN GROUP INC. HAS NOT BEEN RETAINED TO CARRY OUT GENERAL REVIEW OF THE WORK AND ASSUMES NO RESPONSIBILITY FOR THE FAILURE OF THE CONTRACTOR OR SUB CONTRACTOR TO CARRY OUT THE WORK IN ACCORDANCE WITH THE CONTRACT DOCUMENTS.

THIS DRAWING IS AN INSTRUMENT OF SERVICE, IS PROVIDED BY AND IS THE PROPERTY OF JARDIN DESIGN GROUP INC. THIS DRAWING IS NOT TO BE SCALED.

No:	DATE:	WORK DESCRIPTION:
7		
6		
5		
4	AUG. 31, 2022	ISSUED FOR BUILDING PERMIT
3	AUG. 29, 2022	COORDINATED FLOOR, ROOF AND ENGINEER COMMENTS
2	JUN. 20, 2022	PREPARED TO PRE-COORDINATION STAGE & ISSUED TO CLIENT
1	MAR. 28, 2022	ISSUED TO CLIENT FOR BROCHURE

jardin DESIGN GROUP INC
64 JARDIN DR. SUITE 3A
VAUGHAN ONT. L4K 3P3
TEL: 905 660-3377 FAX: 905 660-3713
EMAIL: info@jardindesign.ca

The undersigned has reviewed and takes responsibility for this design and has the qualifications and meets the requirements set out in the Ontario Building Code to be a designer

QUALIFICATION INFORMATION
Required unless design is exempt under Division C, Subsection 3.2.5 of the building code

NAME	SIGNATURE	BCIN
Walter Botter		21031

REGISTRATION INFORMATION
Required unless design is exempt under Division C, Subsection 3.2.4 of the building code

FIRM NAME	BCIN
jardin design group inc.	27763

DECK CONDITION EL-1

BARLASSINA CONSTRUCTION
CITY OF CAMBRIDGE

BILD

MODEL: CHERRY 3E
SCALE: 3/16" = 1'-0"
PROJ. No. 21-35
DWG. No. 6-1

DRAWN BY:
DRAWING NAME:

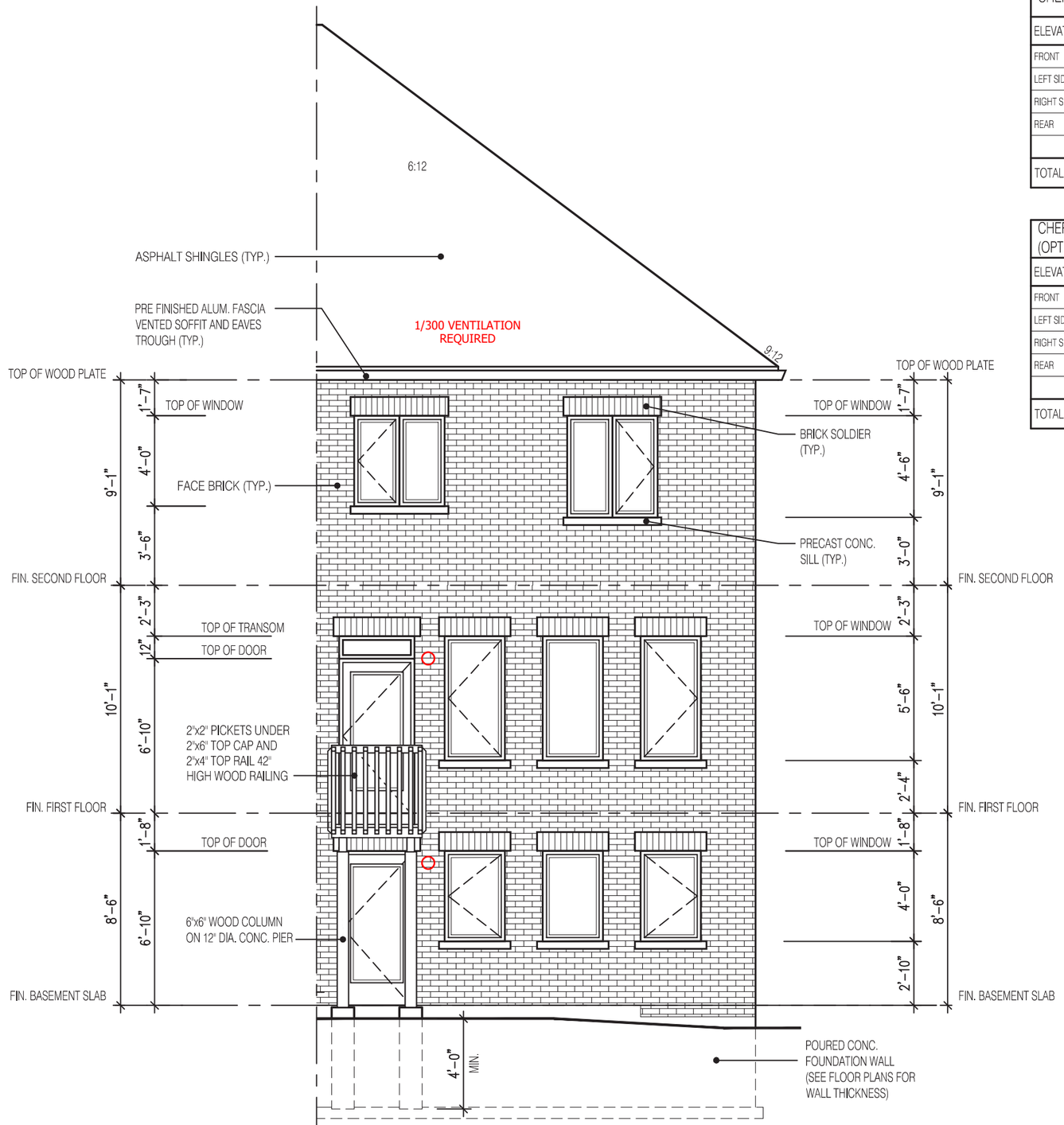

REAR ELEVATION 1
WALKOUT CONDITION

NOT THE GRANTING OF A PERMIT NOR REVIEWING OF SPECS & DRAWINGS NOR INSPECTIONS MADE DURING INSTALLATION BY THE OFFICIAL HAVING JURISDICTION SHALL RELIEVE THE OWNER FROM REQUIREMENTS OF THE ONTARIO BUILDING CODE AND ANY OTHER REFERENCED REQUIREMENTS.

CHERRY 3E ELEV.-1 (WALKOUT)			ENERGY EFFICIENCY- SB12
ELEVATION	WALL FT^2	OPENING FT^2	PERCENTAGE
FRONT	424.98	62.35	14.67 %
LEFT SIDE	1332.92	86.17	6.46 %
RIGHT SIDE	1326.37	0.00	0.00 %
REAR	550.67	158.90	28.86 %
TOTAL	3634.94	307.42	8.46 %

CHERRY 3E ELEV.-1 (WALKOUT) (OPT. 30"x24" WINDOW)			ENERGY EFFICIENCY- SB12
ELEVATION	WALL FT^2	OPENING FT^2	PERCENTAGE
FRONT	424.98	62.35	14.67 %
LEFT SIDE	1332.92	89.50	6.71 %
RIGHT SIDE	1326.37	0.00	0.00 %
REAR	550.67	158.90	28.86 %
TOTAL	3634.94	310.75	8.55 %

It is the builder's complete responsibility to ensure that all plans submitted for approval fully comply with the Architectural Guidelines and all applicable regulations and requirements including zoning provisions and any provisions in the subdivision agreement. The Control Architect is not responsible in any way for examining or approving site (lotting) plans or working drawings with respect to any zoning or building code or permit matter or that any house can be properly built or located on its lot.

This is to certify that these plans comply with the applicable Architectural Design Guidelines approved by the City of CAMBRIDGE.

JOHN G. WILLIAMS LTD., ARCHITECT
ARCHITECTURAL CONTROL REVIEW AND APPROVAL
APPROVED BY:
DATE: OCT 11, 2022
This stamp certifies compliance with the applicable Design Guidelines only and bears no further professional responsibility.

2154
6.10m LOTS
CHERRY 3E (GR) ELEVATION 1
A1 PACKAGE
O.REG. 332/12

THE CONTRACTOR SHALL CHECK AND VERIFY ALL DIMENSIONS AND CONDITIONS ON SITE BEFORE PROCEEDING WITH CONSTRUCTION. ANY DISCREPANCIES SHALL BE REPORTED TO JARDIN DESIGN GROUP INC. PRIOR TO COMMENCEMENT OF WORK.

JARDIN DESIGN GROUP INC. IS NOT RESPONSIBLE FOR THE ACCURACY OF SURVEY, STRUCTURAL OR ENGINEERING INFORMATION SHOWN ON THESE DRAWINGS OR FOR CONSTRUCTION STARTED PRIOR TO THE ISSUANCE OF A BUILDING PERMIT. REFER TO THE APPROPRIATE ENGINEERING DRAWINGS BEFORE PROCEEDING WITH WORK.

AS CONSTRUCTED INVERTS MUST BE VERIFIED PRIOR TO POURING FOOTINGS.

JARDIN DESIGN GROUP INC. HAS NOT BEEN RETAINED TO CARRY OUT GENERAL REVIEW OF THE WORK AND ASSUMES NO RESPONSIBILITY FOR THE FAILURE OF THE CONTRACTOR OR SUB CONTRACTOR TO CARRY OUT THE WORK IN ACCORDANCE WITH THE CONTRACT DOCUMENTS.

THIS DRAWING IS AN INSTRUMENT OF SERVICE, IS PROVIDED BY AND IS THE PROPERTY OF JARDIN DESIGN GROUP INC. THIS DRAWING IS NOT TO BE SCALED.

No:	DATE:	WORK DESCRIPTION:
7		
6		
5		
4	AUG. 31, 2022	ISSUED FOR BUILDING PERMIT
3	AUG. 29, 2022	COORDINATED FLOOR, ROOF AND ENGINEER COMMENTS
2	JUN. 20, 2022	PREPARED TO PRE-COORDINATION STAGE & ISSUED TO CLIENT
1	MAR. 28, 2022	ISSUED TO CLIENT FOR BROCHURE

jardin DESIGN GROUP INC
64 JARDIN DR. SUITE 3A
VAUGHAN ONT. L4K 3P3
TEL: 905 660-3377 FAX: 905 660-3713
EMAIL: info@jardindesign.ca

The undersigned has reviewed and takes responsibility for this design and has the qualifications and meets the requirements set out in the Ontario Building Code to be a designer

QUALIFICATION INFORMATION
Required unless design is exempt under Division C, Subsection 3.2.5 of the building code

NAME	SIGNATURE	BCIN
Walter Botter		21031

REGISTRATION INFORMATION
Required unless design is exempt under Division C, Subsection 3.2.4 of the building code

FIRM NAME	BCIN
jardin design group inc.	27763

REAR WALKOUT EL-1

BARLASSINA CONSTRUCTION
CITY OF CAMBRIDGE

BILD

MODEL: CHERRY 3E
SCALE: 3/16"=1'-0"
PROJ. No. 21-35
DWG. No. 6-2

DRAWN BY:
DRAWING NAME:

It is the builder's complete responsibility to ensure that all plans submitted for approval fully comply with the Architectural Guidelines and all applicable regulations and requirements including zoning provisions and any provisions in the subdivision agreement. The Control Architect is not responsible in any way for examining or approving site (lotting) plans or working drawings with respect to any zoning or building code or permit matter or that any house can be properly built or located on its lot.

This is to certify that these plans comply with the applicable Architectural Design Guidelines approved by the City of CAMBRIDGE.

2154

6.10m LOTS

CHERRY 3E (GR) ELEVATION 1

A1 PACKAGE

O.REG. 332/12

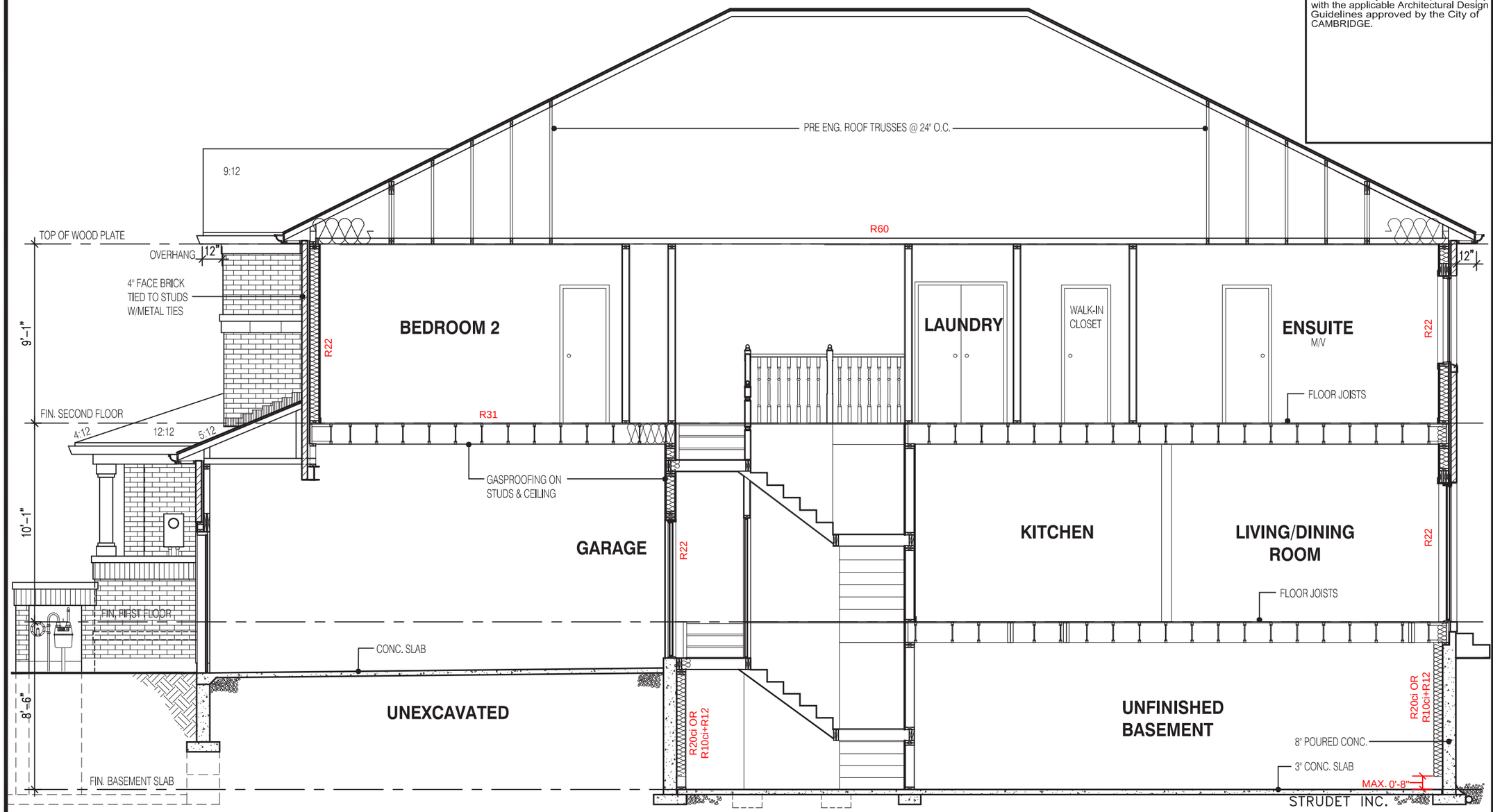

SECTION A-A ELEVATION 1

NOT THE GRANTING OF A PERMIT NOR REVIEWING OF SPECS & DRAWINGS NOR INSPECTIONS MADE DURING INSTALLATION BY THE OFFICIAL HAVING JURISDICTION SHALL RELIEVE THE OWNER FROM REQUIREMENTS OF THE ONTARIO BUILDING CODE AND ANY OTHER REFERENCED REQUIREMENTS.

REGISTERED PROFESSIONAL ENGINEER
B. MARINKOVIC
Sept 13/2022
PROVINCE OF ONTARIO

FOR STRUCTURE ONLY

THE CONTRACTOR SHALL CHECK AND VERIFY ALL DIMENSIONS AND CONDITIONS ON SITE BEFORE PROCEEDING WITH CONSTRUCTION. ANY DISCREPANCIES SHALL BE REPORTED TO JARDIN DESIGN GROUP INC. PRIOR TO COMMENCEMENT OF WORK.

JARDIN DESIGN GROUP INC. IS NOT RESPONSIBLE FOR THE ACCURACY OF SURVEY, STRUCTURAL OR ENGINEERING INFORMATION SHOWN ON THESE DRAWINGS OR FOR CONSTRUCTION STARTED PRIOR TO THE ISSUANCE OF A BUILDING PERMIT. REFER TO THE APPROPRIATE ENGINEERING DRAWINGS BEFORE PROCEEDING WITH WORK.

AS CONSTRUCTED INVERTS MUST BE VERIFIED PRIOR TO POURING FOOTINGS.

JARDIN DESIGN GROUP INC. HAS NOT BEEN RETAINED TO CARRY OUT GENERAL REVIEW OF THE WORK AND ASSUMES NO RESPONSIBILITY FOR THE FAILURE OF THE CONTRACTOR OR SUB CONTRACTOR TO CARRY OUT THE WORK IN ACCORDANCE WITH THE CONTRACT DOCUMENTS.

THIS DRAWING IS AN INSTRUMENT OF SERVICE, IS PROVIDED BY AND IS THE PROPERTY OF JARDIN DESIGN GROUP INC. THIS DRAWING IS NOT TO BE SCALED.

No:	DATE:	WORK DESCRIPTION:
7		
6		
5		
4	AUG. 31, 2022	ISSUED FOR BUILDING PERMIT
3	AUG. 29, 2022	COORDINATED FLOOR, ROOF AND ENGINEER COMMENTS
2	JUN. 20, 2022	PREPARED TO PRE-COORDINATION STAGE & ISSUED TO CLIENT
1	MAR. 28, 2022	ISSUED TO CLIENT FOR BROCHURE

jardin
DESIGN GROUP INC
64 JARDIN DR. SUITE 3A
VAUGHAN ONT. L4K 3P3
TEL: 905 660-3377 FAX: 905 660-3713
EMAIL: info@jardindesign.ca

The undersigned has reviewed and takes responsibility for this design and has the qualifications and meets the requirements set out in the Ontario Building Code to be a designer

QUALIFICATION INFORMATION
Required unless design is exempt under Division C, Subsection 3.2.5 of the building code

NAME	SIGNATURE	BCIN
Walter Botter		21031

REGISTRATION INFORMATION
Required unless design is exempt under Division C, Subsection 3.2.4 of the building code

FIRM NAME	BCIN
jardin design group inc.	27763

SECTION A-A EL-1

BARLASSINA CONSTRUCTION
CITY OF CAMBRIDGE

BILD

MODEL: CHERRY 3E
SCALE: 3/16"=1'-0"
PROJ. No. 21-35
DWG. No. 7

DRAWN BY:
DRAWING NAME:

FOR GAS METER INSTALLATION REFER TO "NATURAL GAS METER, REGULATOR AND EQUIPEMENT EXTERIOR CLEARANCES - R2"

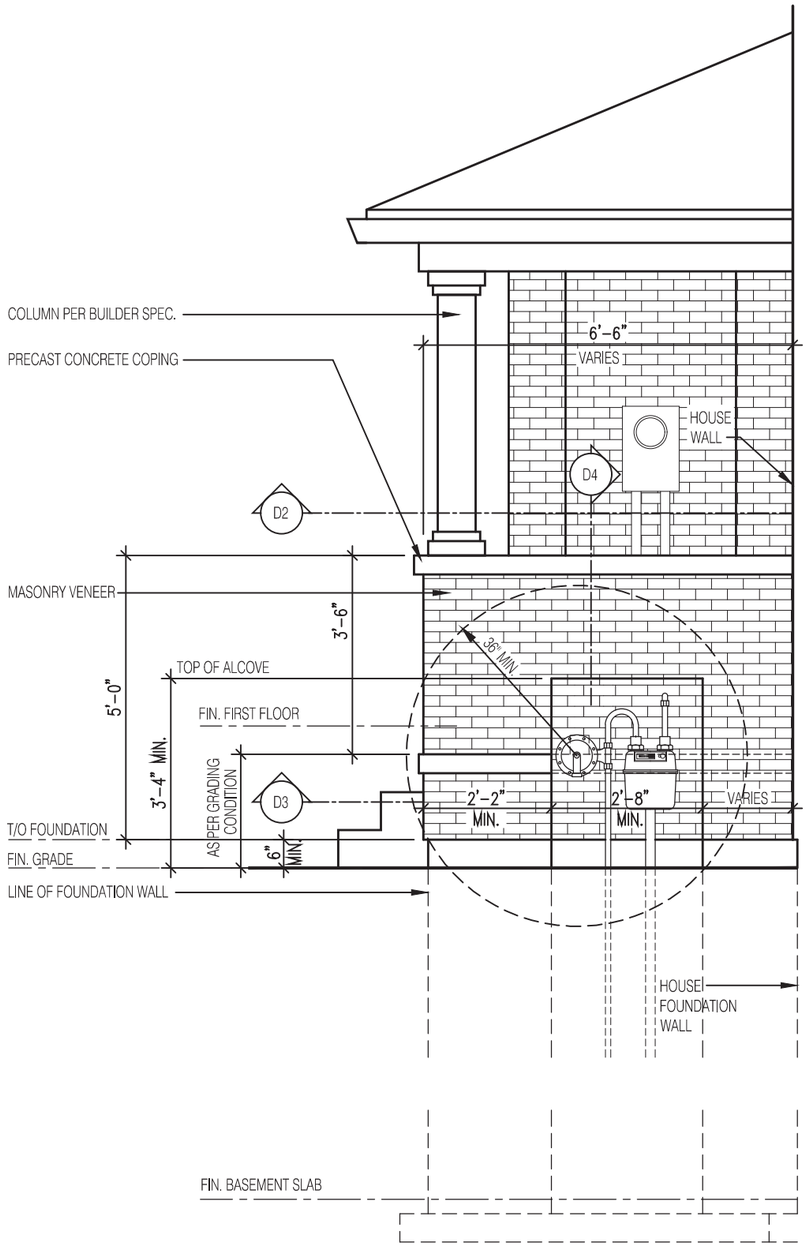

NOT THE GRANTING OF A PERMIT NOR REVIEWING OF SPECS & DRAWINGS NOR INSPECTIONS MADE DURING INSTALLATION BY THE OFFICIAL HAVING JURISDICTION SHALL RELIEVE THE OWNER FROM REQUIREMENTS OF THE ONTARIO BUILDING CODE AND ANY OTHER REFERENCED REQUIREMENTS.

1'-0" MINIMUM HORIZONTAL DIFFERENCE FROM OTHER SERVICE PIPES

ELEVATION OF RECESSED WALL FOR GAS METER AT PORCH

Scale: 3/8" = 1'-0"

D-1

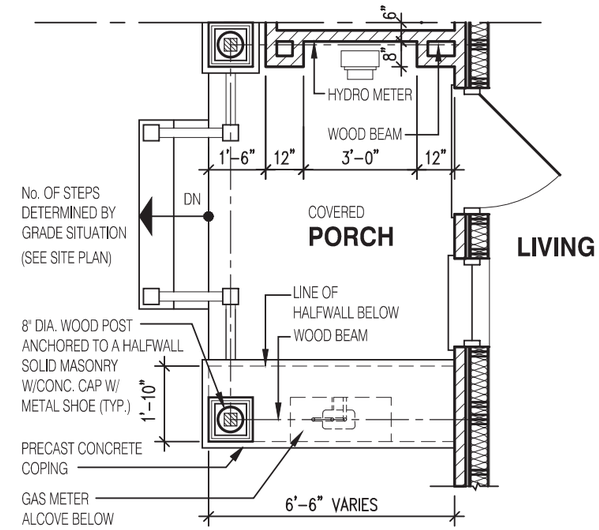

PLAN OF RECESSED WALL FOR GAS METER AT PORCH

Scale: 1/4" = 1'-0"

D-2

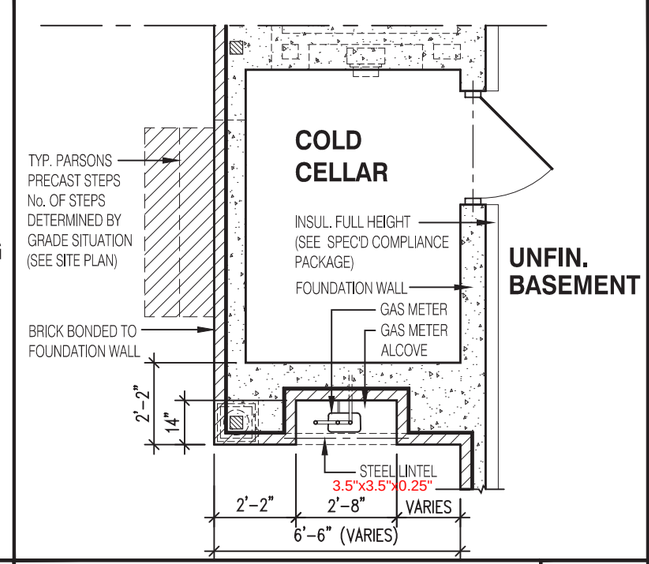

SECTION OF RECESSED WALL FOR GAS METER BY AT PORCH

Scale: 1/4" = 1'-0"

D-3

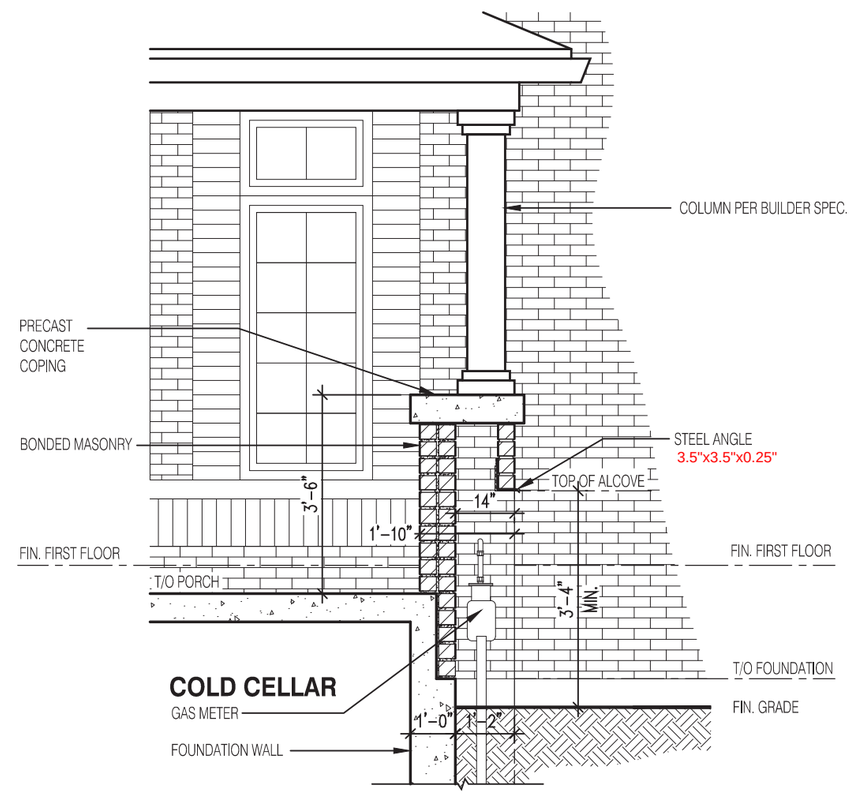

SECTION OF RECESSED WALL FOR GAS METER AT PORCH

Scale: 3/8" = 1'-0"

D-4

2154

6.10m LOTS

CHERRY 3E (GR) ELEV- 1 & 2

A1 PACKAGE

O.REG. 332/12

THE CONTRACTOR SHALL CHECK AND VERIFY ALL DIMENSIONS AND CONDITIONS ON SITE BEFORE PROCEEDING WITH CONSTRUCTION. ANY DISCREPANCIES SHALL BE REPORTED TO JARDIN DESIGN GROUP INC. PRIOR TO COMMENCEMENT OF WORK.

JARDIN DESIGN GROUP INC. IS NOT RESPONSIBLE FOR THE ACCURACY OF SURVEY, STRUCTURAL OR ENGINEERING INFORMATION SHOWN ON THESE DRAWINGS OR FOR CONSTRUCTION STARTED PRIOR TO THE ISSUANCE OF A BUILDING PERMIT. REFER TO THE APPROPRIATE ENGINEERING DRAWINGS BEFORE PROCEEDING WITH WORK.

AS CONSTRUCTED INVERTS MUST BE VERIFIED PRIOR TO POURING FOOTINGS.

JARDIN DESIGN GROUP INC. HAS NOT BEEN RETAINED TO CARRY OUT GENERAL REVIEW OF THE WORK AND ASSUMES NO RESPONSIBILITY FOR THE FAILURE OF THE CONTRACTOR OR SUB CONTRACTOR TO CARRY OUT THE WORK IN ACCORDANCE WITH THE CONTRACT DOCUMENTS.

THIS DRAWING IS AN INSTRUMENT OF SERVICE, IS PROVIDED BY AND IS THE PROPERTY OF JARDIN DESIGN GROUP INC. THIS DRAWING IS NOT TO BE SCALED.

No:	DATE:	WORK DESCRIPTION:
7		
6		
5		
4		
3		
2	AUG. 31, 2022	ISSUED BUILDING PERMIT
1	FEB. 15, 2022	PREPARED AND ISSUED TO CLIENT FOR REVIEW

jardin DESIGN GROUP INC
64 JARDIN DR. SUITE 3A
VAUGHAN ONT. L4K 3P3
TEL: 905 660-3377 FAX: 905 660-3713
EMAIL: info@jardindesign.ca

The undersigned has reviewed and takes responsibility for this design and has the qualifications and meets the requirements set out in the Ontario Building Code to be a designer

QUALIFICATION INFORMATION
Required unless design is exempt under Division C, Subsection 3.2.5 of the building code

NAME	SIGNATURE	BCIN
Walter Botter		21031

REGISTRATION INFORMATION
Required unless design is exempt under Division C, Subsection 3.2.4 of the building code

FIRM NAME	BCIN
jardin design group inc.	27763

GAS METER DETAIL

BARLASSINA CONSTRUCTION
CITY OF CAMBRIDGE

BILD

MODEL:

SCALE: AS NOTED

PROJ. No. 21-35

DWG. No. 8

DRAWN BY:

DRAWING NAME:

NOTE:

1. METER BASES TO BE SURFACE MOUNTED
2. FOR ALLOWABLE METER BASES REFER TO PAGE 2-13 SECTION 2.5.1 OF THE "ENERGY + MATERIALS AND CONSTRUCTION SPECIFICATIONS"
3. RIGID PVC TRAVELING THROUGH COLD CELLAR SHOULD BE ENCASED IN CONCRETE.

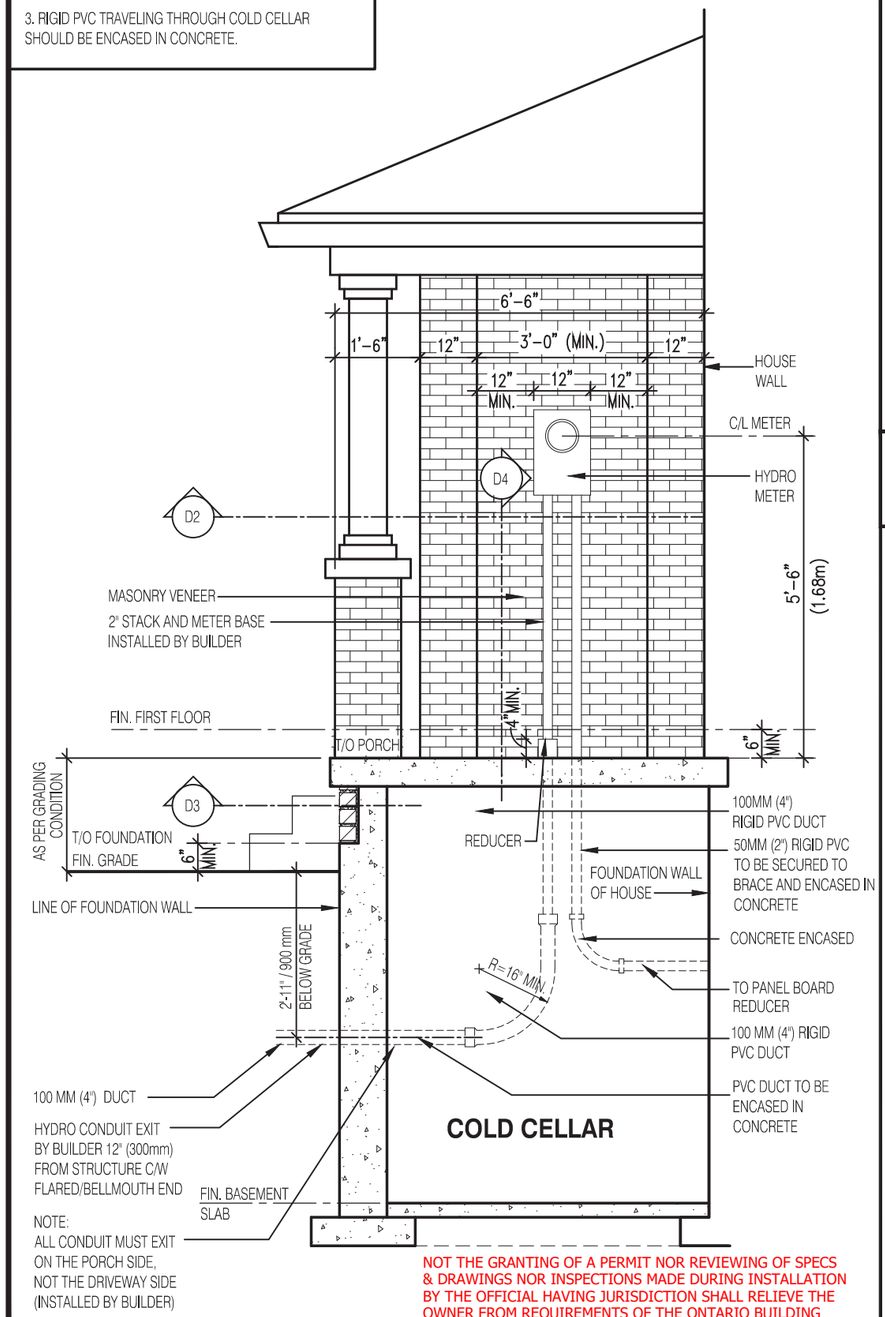

NOT THE GRANTING OF A PERMIT NOR REVIEWING OF SPECS & DRAWINGS NOR INSPECTIONS MADE DURING INSTALLATION BY THE OFFICIAL HAVING JURISDICTION SHALL RELIEVE THE OWNER FROM REQUIREMENTS OF THE ONTARIO BUILDING CODE AND ANY OTHER REFERENCED REQUIREMENTS.

ELEVATION OF RECESSED WALL FOR HYDRO METER AT PORCH — Scale: 3/8" = 1'-0" — **D-1**

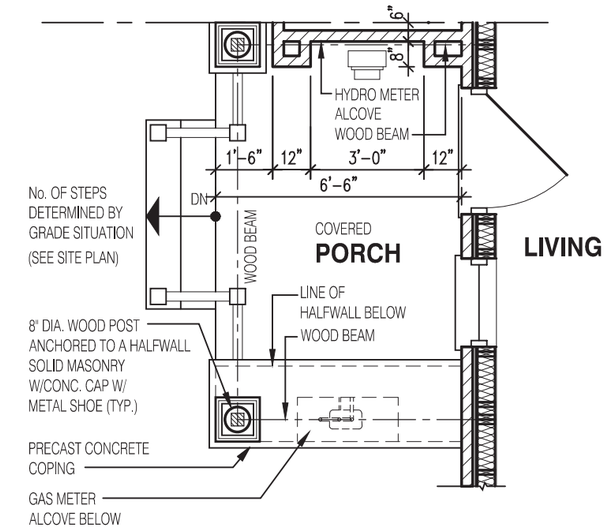

PLAN OF RECESSED WALL FOR GAS METER AT PORCH — Scale: 1/4" = 1'-0" — **D-2**

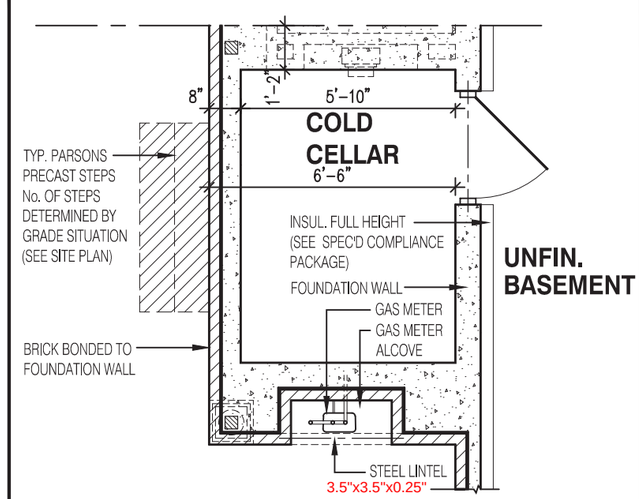

SECTION OF RECESSED WALL FOR GAS METER BY AT PORCH — Scale: 1/4" = 1'-0" — **D-3**

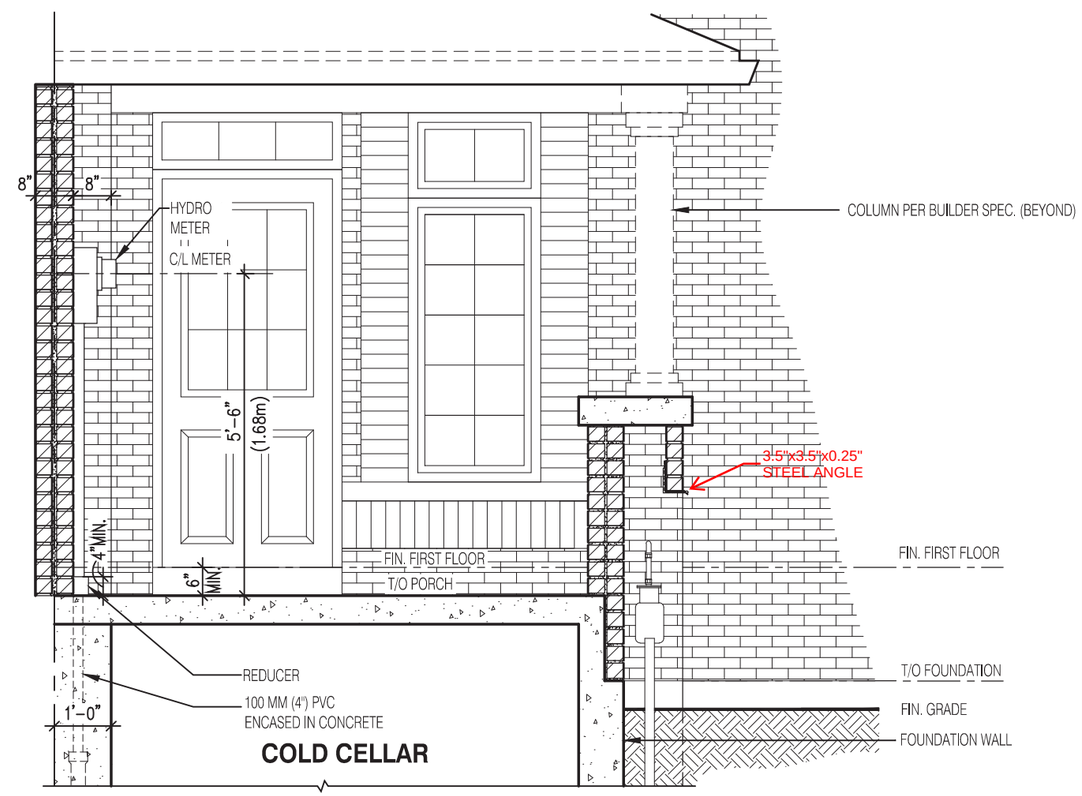

SECTION OF RECESSED WALL FOR HYDRO METER AT PORCH — Scale: 3/8" = 1'-0" — **D-4**

2154

6.10m LOTS

CHERRY 3E (GR) ELEV- 1 & 2

A1 PACKAGE

O.REG. 332/12

THE CONTRACTOR SHALL CHECK AND VERIFY ALL DIMENSIONS AND CONDITIONS ON SITE BEFORE PROCEEDING WITH CONSTRUCTION. ANY DISCREPANCIES SHALL BE REPORTED TO JARDIN DESIGN GROUP INC. PRIOR TO COMMENCEMENT OF WORK.

JARDIN DESIGN GROUP INC. IS NOT RESPONSIBLE FOR THE ACCURACY OF SURVEY, STRUCTURAL OR ENGINEERING INFORMATION SHOWN ON THESE DRAWINGS OR FOR CONSTRUCTION STARTED PRIOR TO THE ISSUANCE OF A BUILDING PERMIT. REFER TO THE APPROPRIATE ENGINEERING DRAWINGS BEFORE PROCEEDING WITH WORK.

AS CONSTRUCTED INVERTS MUST BE VERIFIED PRIOR TO POURING FOOTINGS.

JARDIN DESIGN GROUP INC. HAS NOT BEEN RETAINED TO CARRY OUT GENERAL REVIEW OF THE WORK AND ASSUMES NO RESPONSIBILITY FOR THE FAILURE OF THE CONTRACTOR OR SUB CONTRACTOR TO CARRY OUT THE WORK IN ACCORDANCE WITH THE CONTRACT DOCUMENTS.

THIS DRAWING IS AN INSTRUMENT OF SERVICE, IS PROVIDED BY AND IS THE PROPERTY OF JARDIN DESIGN GROUP INC. THIS DRAWING IS NOT TO BE SCALED.

No:	DATE:	WORK DESCRIPTION:
7		
6		
5		
4		
3		
2	AUG. 31, 2022	ISSUED BUILDING PERMIT
1	FEB. 15, 2022	PREPARED AND ISSUED TO CLIENT FOR REVIEW

jardin DESIGN GROUP INC
64 JARDIN DR. SUITE 3A
VAUGHAN ONT. L4K 3P3
TEL: 905 660-3377 FAX: 905 660-3713
EMAIL: info@jardindesign.ca

The undersigned has reviewed and takes responsibility for this design and has the qualifications and meets the requirements set out in the Ontario Building Code to be a designer

QUALIFICATION INFORMATION
Required unless design is exempt under Division C, Subsection 3.2.5 of the building code

NAME	SIGNATURE	BCIN
Walter Botter		21031

REGISTRATION INFORMATION
Required unless design is exempt under Division C, Subsection 3.2.4 of the building code

FIRM NAME	BCIN
jardin design group inc.	27763

HYDRO METER DETAIL

BARLASSINA CONSTRUCTION
CITY OF CAMBRIDGE

BILD

MODEL:

SCALE: AS NOTED

PROJ. No. 21-35

DWG. No. 9

DRAWN BY:

DRAWING NAME: