

CONSTRUCTION SUMMARY			
Mountainview Heights 3 (G) - Russell Gardens Building Ltd.			
PURCHASER: Ahmed THAMER		TEL:	
LOT / PHASE 504 / 4	REG. PLAN # 62M-1266	HOUSE TYPE Valleycreek Three Elev 3	

CABINETRY

1 - ***DELETE - KITCHEN - CABINETRY - KITCHEN - CMS CROWN MOULDING	
25Mar22 Note:	
1 - ***DELETE - KITCHEN - CABINETRY - KITCHEN - UPGRADE 5	
25Mar22 Note:	
1 - CABINETRY - KITCHEN - LIGHT VALENCE	
23Mar22 Note:	
1 - CABINETRY - KITCHEN - CMS CROWN MOULDING	
23Mar22 Note:	
1 - CABINETRY - KITCHEN - UPGRADE 5	
23Mar22 Note:	
1 - VANITY - ENSUITE BATHROOM - UPGRADE 2	
23Mar22 Note:	
1 - VANITY - MAIN BATHROOM - UPGRADE 2	
23Mar22 Note:	
1 - VANITY - OTHER VANITY - UPGRADE 2	
23Mar22 Note:	
1 - VANITY - POWDER ROOM - UPGRADE 2	
23Mar22 Note:	

CABINETRY ACCESSORIES

1 - ***DELETE - KITCHEN - BLU MOTION DRAWERS	
25Mar22 Note:	
1 - ***DELETE - KITCHEN - SOFT CLOSING CABINETRY	
25Mar22 Note:	
1 - KITCHEN CABINETRY ACCESSORIES PREVIOUSLY UPGRADED IN STANDARD CABINETRY IN LIEU OF UPGRADE 5	
25Mar22 Note: Now All upgraded *	
1 - VANITY CABINETRY - RAISE VANITY TO 36" HIGH VANITY IN LIEU OF STANDARD HEIGHT - ENSUITE 4 BATHROOM	
23Mar22 Note:	
1 - VANITY CABINETRY - RAISE VANITY TO 36" HIGH VANITY IN LIEU OF STANDARD HEIGHT - ENSUITE 2/3 BATHROOM	
23Mar22 Note:	
1 - VANITY CABINETRY - RAISE VANITY TO 36" HIGH VANITY IN LIEU OF STANDARD HEIGHT - MASTER ENSUITE BATHROOM	
23Mar22 Note:	
1 - VANITY CABINETRY - RAISE VANITY TO 36" HIGH VANITY IN LIEU OF STANDARD HEIGHT - POWDER ROOM	
23Mar22 Note:	
1 - KITCHEN - BLU MOTION DRAWERS	
23Mar22 Note:	

CONSTRUCTION SUMMARY				
Mountainview Heights 3 (G) - Russell Gardens Building Ltd.				
PURCHASER: Ahmed THAMER				TEL:
LOT / PHASE 504 / 4	REG. PLAN # 62M-1266	HOUSE TYPE Valleycreek Three Elev 3		
1 - KITCHEN - SOFT CLOSING CABINETRY 23Mar22 Note:				
1 - PANTRY UNIT UPGRADE - TO GO FROM 300MM TO 600MM DEEP - UPGRADE 5 2 STANDARD 23Mar22 Note:				
1 - KITCHEN CABINETRY UPPER - FULL DEPTH ABOVE FRIDGE - WITH GABLES - 600MM - PRICE IS EACH - UPGRADE 5 2 23Mar22 Note:				
1 - KITCHEN CABINETRY BASE - POT/PAN DRAWERS (CABINET) - UPGRADE 5 2 STANDARD 23Mar22 Note:				
1 - KITCHEN CABINETRY BASE - BANK OF DRAWERS - UPGRADE 5 STANDARD 23Mar22 Note: <u>EXTRA</u>				
1 - KITCHEN CABINETRY - BUILT-IN MICROWAVE/OVEN COMBO - UPGRADE 5 STANDARD 23Mar22 Note:				
1 - KITCHEN CABINETRY BASE - COOKTOP CABINET WITH POT DRAWERS (2 DRAWERS) - UPGRADE 5 2 23Mar22 Note: <u>30"</u>				

CERAMIC TILE

1 - DELETE ALL CERAMIC BATHROOM ACCESSORIES - DELETE TOWEL BAR, PAPER HOLDER & SOAP DISH THROUGHOUT 23Mar22 Note:				
1 - TILE - UPGRADE 4 FLOOR TILE - - POWDER ROOM 23Mar22 Note:				
1 - TILE - UPGRADE 6 FLOOR TILE - - FOYER 23Mar22 Note:				
1 - TILE - UPGRADE 4 FLOOR TILE - - ENSUITE BATHROOM - FLOOR 23Mar22 Note:				
1 - TILE - UPGRADE 4 FLOOR TILE - - BATHROOM 4 - FLOOR 23Mar22 Note:				
1 - TILE - UPGRADE 4 FLOOR TILE - - BATHROOM 2/3 - FLOOR 23Mar22 Note:				

CONSTRUCTION

1 - SMOOTH CEILINGS ON FIRST FLOOR ONLY - DET 25Mar22 Note:				
--	--	--	--	--

COUNTER TOP

1 - KITCHEN - WATERFALL LEGS ON ISLAND 23Mar22 Note:				
1 - ALL BATHROOMS - COUNTERTOP 3' RETURN 23Mar22 Note:				
1 - KITCHEN - FULL HEIGHT QUARTZ BACKSPLASH 23Mar22 Note:				

CONSTRUCTION SUMMARY				
Mountainview Heights 3 (G) - Russell Gardens Building Ltd.				
PURCHASER: Ahmed THAMER				TEL:
LOT / PHASE 504 / 4	REG. PLAN # 62M-1266	HOUSE TYPE Valleycreek Three Elev 3		
1 - UPGRADE QUARTZ COUNTERTOP IN LIEU OF STANDARD GRANITE AS PER OFFER - KITCHEN 23Mar22 Note:				
1 - UPGRADE QUARTZ COUNTERTOP - POWDER ROOM 23Mar22 Note:				
1 - UPGRADE QUARTZ COUNTERTOP - MASTER BATHROOM 23Mar22 Note:				
1 - UPGRADE QUARTZ COUNTERTOP - ENSUITE 2/3 BATHROOM 23Mar22 Note:				
1 - UPGRADE QUARTZ COUNTERTOP - ENSUITE 4 BATHROOM 23Mar22 Note:				
DOORS AND TRIM				
1 - TRIM - UPGRADE 2- 7-¼” BASEBOARD AND 8050 CASING 23Mar22 Note:				
ELECTRICAL				
1 - KITCHEN - VALANCE LIGHTING - LED LIGHTING 23Mar22 Note:				
1 - BUILT IN OVEN AND COOKTOP PROVISION - PROVISION ONLY - ELECTRICAL ONLY 23Mar22 Note:				
1 - GENERAL AIRE HUMIDIFIER 23Mar22 Note:				
1 - POT LIGHT - SHOWER POT LIGHT - ENSUITE 4 BATHROOM 23Mar22 Note:				
1 - PLUG - ELECTRICAL PLUG - TO BE INSTALLED OVER FIREPLACE 23Mar22 Note:				
1 - RELOCATE STANDARD KITCHEN LIGHT TO BE CENTERED OVER ISLAND 23Mar22 Note:				
1 - 200 AMP ELECTRICAL SERVICE 17Jun21 Note:				
FIREPLACE AND ACCESSORIES				
1 - ***DELETE - GAS LINE ROUGH IN FOR STOVE (INCLUDES ELECTRICAL OUTLET) - FIRST FLOOR 25Mar22 Note:				
1 - MANTEL - PAINTED - M6 - IN LIEU OF STANDARD MANTEL 23Mar22 Note:				
1 - GAS LINE ROUGH IN FOR STOVE (INCLUDES ELECTRICAL OUTLET) - FIRST FLOOR 23Mar22 Note:				
HARDWOOD FLOORING				

CONSTRUCTION SUMMARY				
Mountainview Heights 3 (G) - Russell Gardens Building Ltd.				
PURCHASER: Ahmed THAMER				TEL:
LOT / PHASE 504 / 4	REG. PLAN # 62M-1266	HOUSE TYPE Valleycreek Three Elev 3		
1 - HARDWOOD - GROUP B SERIES 5 INCH - IN LIEU OF STANDARD TILE - KITCHEN AND BREAKFAST 23Mar22 Note:				
1 - HARDWOOD - GROUP B SERIES 5 INCH - IN LIEU OF 2 1/4 INCH NATURAL RED OAK - - FAMILY ROOM 23Mar22 Note:				
1 - HARDWOOD - GROUP B SERIES 5 INCH - IN LIEU OF 2 1/4 INCH NATURAL RED OAK - - DINING ROOM 23Mar22 Note:				
HEATING AND AIR CONDITIONING				
1 - AIR CONDITIONING - 13 SEER - 3 TON 23Mar22 Note:				
MIRRORS AND GLASS				
1 - SHOWER DOOR HANDLE - CHROME D-RING WITH TOWEL BAR - MASTER ENSUITE BATHROOM 23Mar22 Note:				
1 - FRAMELESS GLASS SHOWER DOOR FOR 5 FOOT PAN - INCLUDES CHROME KNOB & HINGES - ENSUITE 2/3 BATHROOM 17Jun21 Note:				
1 - MASTER ENSUITE – FRAMELESS GLASS SHOWER ENCLOSURE – INCLUDES CHROME KNOB AND HINGES 17Jun21 Note:				
MISCELLANEOUS				
1 - NO FURTHER CHANGES PERMITTED TO FILE 25Mar22 Note:				
PAINTING				
1 - THROUGHOUT INTERIOR DOORS, BASEBOARDS, TRIM & FIREPLACE MANTEL - UPGRADE WHITE PAINT 23Mar22 Note:				
PLASTER MOULDINGS				
1 - ***DELETE- CORNICE MOULDING - - POWDER ROOM 25Mar22 Note:				
1 - ***DELETE- CORNICE MOULDING - - KITCHEN 25Mar22 Note:				
1 - ***DELETE- CORNICE MOULDING - - FAMILY ROOM 25Mar22 Note:				
1 - ***DELETE- CORNICE MOULDING - - DINING ROOM 25Mar22 Note:				
1 - CORNICE MOULDING - - POWDER ROOM 23Mar22 Note:				
1 - CORNICE MOULDING - - KITCHEN 23Mar22 Note:				
1 - CORNICE MOULDING - - FAMILY ROOM 23Mar22 Note:				

CONSTRUCTION SUMMARY				
Mountainview Heights 3 (G) - Russell Gardens Building Ltd.				
PURCHASER: Ahmed THAMER				TEL:
LOT / PHASE 504 / 4	REG. PLAN # 62M-1266	HOUSE TYPE Valleycreek Three Elev 3		
1 - CORNICE MOULDING - - DINING ROOM 23Mar22 Note:				

PLUMBING

2 - SINK - UNDERMOUNT SINK - CONTRAC CATENA #4210CIY - MASTER ENSUITE BATHROOMS 23Mar22 Note:	
2 - SINK - UNDERMOUNT SINK - CONTRAC COLLETTE #4220CIY - ENSUITE 2/3 & ENSUITE 4 BATHROOMS 23Mar22 Note:	
1 - SINK - UNDERMOUNT SINK - TECO BATH #4815 - POWDER ROOM 23Mar22 Note:	
1 - SOAP DISPENSER - CHROME FINISH - MOEN S3946C - KITCHEN 23Mar22 Note: RIGHT OF THE SINK *	
1 - ALL BATHROOMS - DELETE PLATE FROM STANDARD FAUCET - INSTALL WITH SINGLE HOLE INSTALATION 23Mar22 Note:	
1 - SINK - UNDERMOUNT SINK - BLANCO QUATRUS R15 U SUPER SINGLE #401518 23Mar22 Note:	
1 - SWAP SHOWER AND TUB LOCATIONS BETWEEN ENSUITE 2/3 & ENSUITE 4 BATHROOM ENSUITE 2/3 - INSTALL 5' SHOWER ENSUITE 4 - INSTALL TUB 17Jun21 Note:	
1 - HOT WATER VALVE NEXT TO TOILET - ENSUITE 2/3 BATHROOM 17Jun21 Note:	

PROMOTIONAL

1 - LESS BALANCE OF CREDIT FROM PURCHASER EXTRA SHEET IN OFFER 23Mar22 Note:	
1 - PARTIAL REDEMPTION OF PROMOTIONAL PACKAGE \$8985.00 BALANCE FORWARD \$1015.00 TO BE USED AT A LATER DATE. ORIGINAL PROMOTIONAL PACKAGE OF \$10,000.00 AS PER SCHEDULE PE. 17Jun21 Note:	

STAIRS AND RAILINGS

1 - STAINED HANDRAIL, NOSING AND TREADS WITH PAINTED RISERS AND STRINGER - STANDARD STAIRCASE - PRICE IS PER SET 23Mar22 Note:	
1 - STRAIRCASE - 4 X 4 STRAIGHT POSTS 23Mar22 Note:	
1 - STAIRCASE - V GROOVE HANDRAIL 23Mar22 Note:	
1 - STAIRCASE - EUROLINE 0 IRON PICKETS - BLACK 23Mar22 Note:	

CONSTRUCTION SUMMARY				
Mountainview Heights 3 (G) - Russell Gardens Building Ltd.				
PURCHASER: Ahmed THAMER				TEL:
LOT / PHASE 504 / 4	REG. PLAN # 62M-1266	HOUSE TYPE Valleycreek Three Elev 3		

EXTRAS AS PER OFFER

PURCHASER(S) ACKNOWLEDGES THAT THE PURCHASE PRICE IS INCLUSIVE OF ALL CREDITS AND PROMOTIONAL PACKAGES AVAILABLE AT TIME OF PURCHASE. <i>Worksheet</i> Note:	
(1) The Vendor agrees that notwithstanding any other term or provision in this Agreement included in the Purchase Price and in addition to those items detailed in Schedule GP to the Agreement of Purchase and Sale, the Purchaser is entitled to a credit of <i>Worksheet</i> Note:	
Granite kitchen counter top, from Vendor?s standard samples <i>Worksheet</i> Note:	
(8?6? Pour) If the Purchaser has purchased or been provided with an 8-foot 6-inch basement concrete pour (being an increase from the Vendor?s standard basement depth) the depth is measured from the top of footing to the top of foundation wall. The incre <i>Worksheet</i> Note:	
10 foot ceiling height on Main Level. The Purchaser acknowledges that as a result of the increased ceiling height from the Vendor?s standard ceiling height, various modifications to the interior and exterior of the dwelling unit may be made, including bu <i>Worksheet</i> Note:	
Purchase Price includes 4 enlarged basement windows, and the obligation to construct the house with the enlarged basement windows is subject to the Vendor?s approval, in its sole and unfettered discretion The Purchaser acknowledges and agrees that the lo <i>Worksheet</i> Note:	

This Document is Extremely Time Sensitive - Printed 9 Mar 23 at 10:45

Because Whirlpool Corporation policy includes a continuous commitment to improve our products, we reserve the right to change materials and specifications without notice.

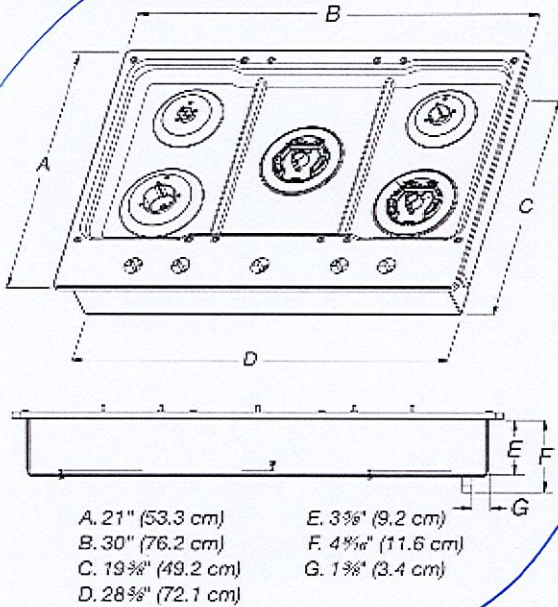
Dimensions are for planning purposes only. For complete details, see Installation Instructions packed with product. Specifications subject to change without notice.

Ref. W10597144B
8/10/15

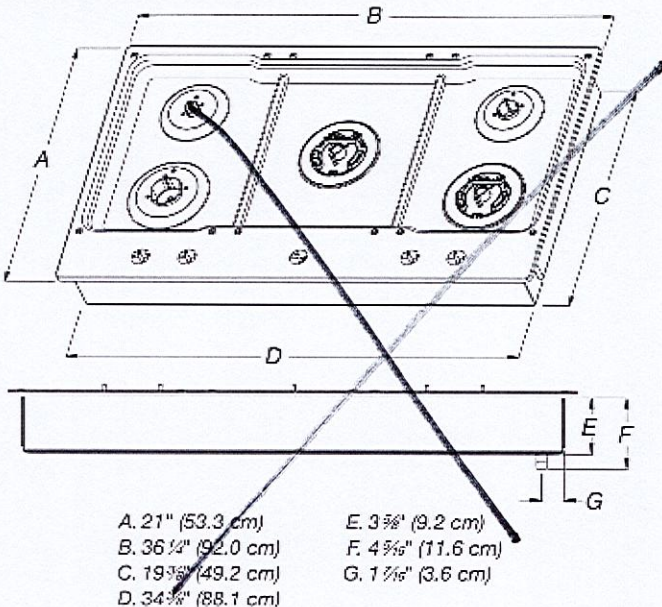
Lot. 504 Russell Gardens 5/36

PRODUCT DIMENSIONS

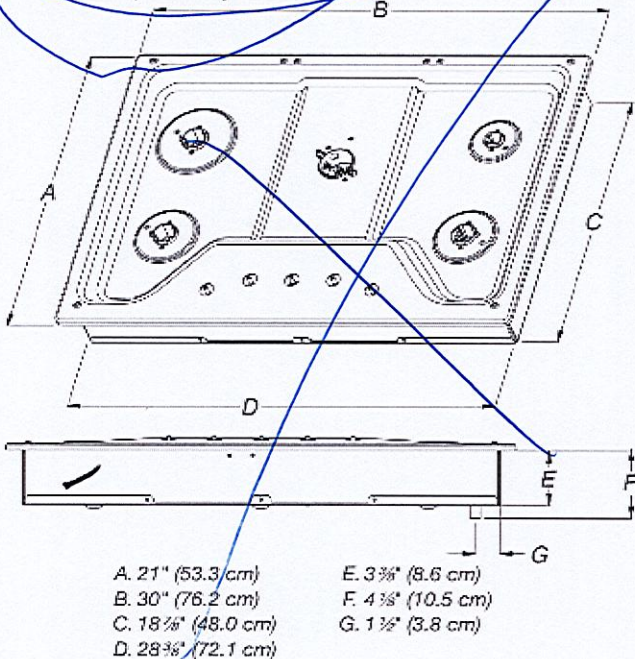
KCGS550ESS and KCGS950ESS Models



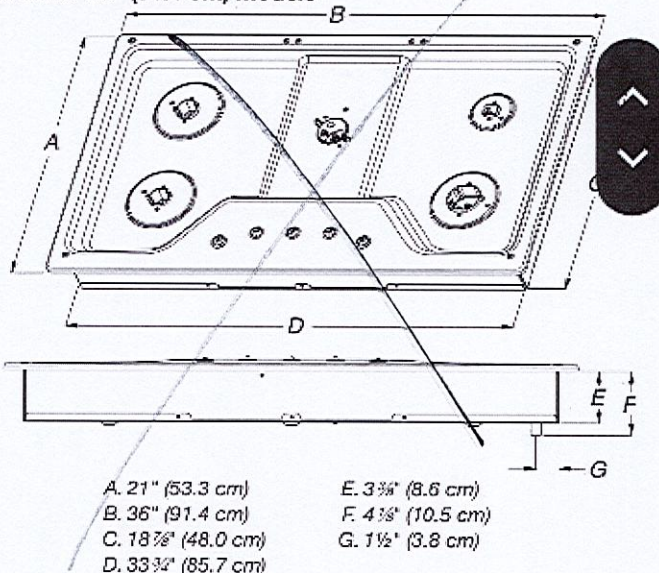
KCGS556ESS and KCGS956ESS Models



All Other 30" (76.2 cm) Models



All Other 36" (91.4 cm) Models



Because Whirlpool Corporation policy includes a continuous commitment to improve our products, we reserve the right to change materials and specifications without notice.

Dimensions are for planning purposes only. For complete details, see Installation Instructions packed with product. Specifications subject to change without notice.

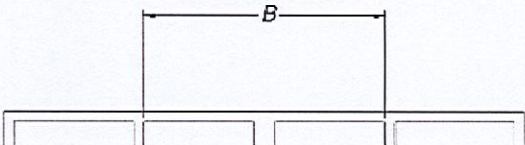
Ref. W10597144B
8/10/15

CABINET DIMENSIONS

Side View



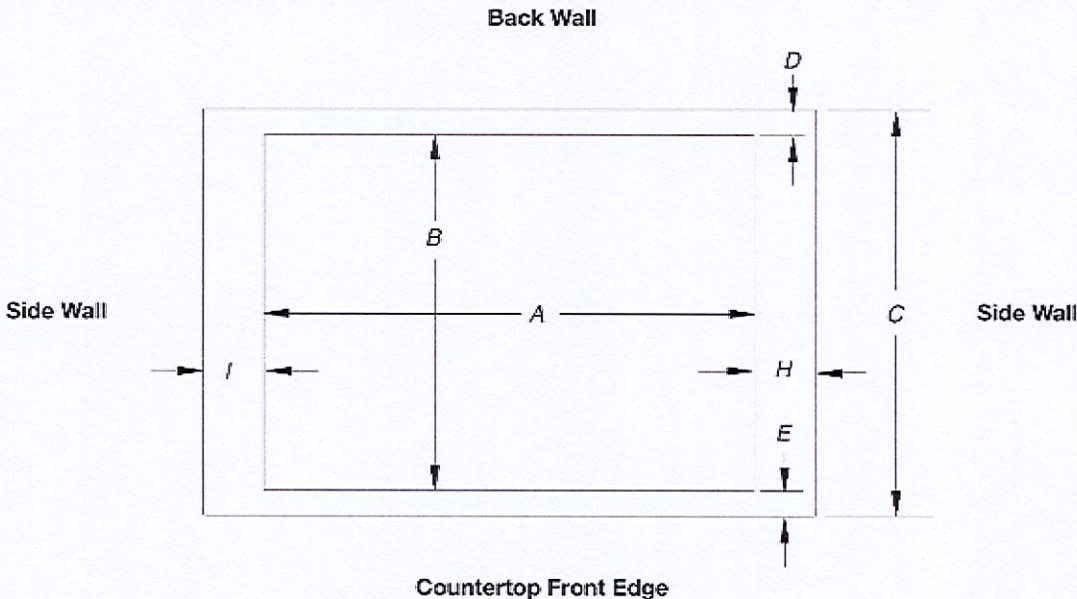
Front View



Because Whirlpool Corporation policy includes a continuous commitment to improve our products, we reserve the right to change materials and specifications without notice. Dimensions are for planning purposes only. For complete details, see Installation Instructions packed with product. Specifications subject to change without notice. Ref. W10597144B 8/10/15

17736

CABINET DIMENSIONS (cont.)



Cutout (Product Opening) Dimensions						
30" (76.2 cm) Models						
Models	A			B		
	Min	Recommended	Max	Min	Recommended	Max
KCGS550 and KCGS950	28 1/2" (72.4 cm)	28 7/8" (73.4 cm)	29 3/16" (74.3 cm)	19 1/2" (49.5 cm)	19 13/16" (50.2 cm)	20" (50.8 cm)
All Other 30" (76.2 cm) Models	28 1/2" (72.4 cm)	28 7/8" (73.4 cm)	29 3/16" (74.3 cm)	19" (48.3 cm)	19 1/2" (49.5 cm)	20" (50.8 cm)
36" (91.4 cm) Models						
KCGS556 and KCGS956	34 7/8" (88.4 cm)	35 3/16" (89.4 cm)	35 5/8" (90.3 cm)	19 1/2" (49.5 cm)	19 13/16" (50.2 cm)	20" (50.8 cm)
All Other 36" (91.4 cm) Models	33 1/8" (86.0 cm)	34 3/16" (87.0 cm)	35 1/4" (89.5 cm)	19" (48.3 cm)	19 1/2" (49.5 cm)	20" (50.8 cm)

Side Walls (Combustible Surfaces)	
Models	H and I
KCGS5 and KCGS9	H and I added together must be at least 48" (122.0 cm), with each side individually being at least 8" (20.3 cm).
KCGS350, KCGS356, MGC9536, WCG97US0, WCG97US6	H and I added together must be at least 48" (122.0 cm), with each side individually being at least 12" (30.5 cm).
All Other Models	Both have to be 8" (20.3 cm) or more.

Back Wall and Countertop Front Dimensions			
Models	C	D	E
KCGS550 and KCGS950	25" (63.5 cm)	2 7/8" (7.3 cm)	2 3/4" (6.9 cm)
All Other Models			3 1/8" (7.9 cm)

NOTES: After making the countertop cutout, some installations may require notching down the base cabinet side walls to clear the cooktop base. To avoid this modification, use a base cabinet with sidewalls wider than the cutout.

If cabinet has a drawer, a 4" (10.2 cm) depth clearance from the countertop to the top of the drawer (or other obstruction) in base cabinet is required. The drawer depth may need to be shortened to avoid interfering with the regulator.

IMPORTANT: If a built-in wall oven is to be installed below this cooktop, the grounded outlet and gas supply piping must be located in an adjacent cabinet.

This cooktop and its gas and electrical supply sources must be installed before the undercounter built-in wall oven is installed.

30" Combination Wall Oven with Even-Heat™ True Convection (Lower Oven)

<http://www.kitchenaid.com>



Key Features:

- Even-Heat™ True Convection Oven (lower oven)
- Microwave Convection Cooking (upper oven)
- Professionally-Inspired Design
- Temperature Probe
- EasyConvect™ Conversion System
- 5.0 Cu. Ft. Total Capacity (lower oven)
- 1.4 Cu. Ft. Capacity (upper oven)
- Crispwave™ Microwave Technology and Crisper Pan (upper oven)
- SatinGlide™ Roll-Out Extension Rack (lower oven)

Product Dimensions:

- Height: 42 1/2
- Width: 30
- Depth: 27 1/8

Electrical Requirements:

- 40 Amps.

Additional Information:


- [Use And Care Guide](#)
- [Dimension Guide](#)
- [Installation Guide](#)
- [Warranty Certificate](#)

Available in:

- Black
- Stainless Steel
- White

INVESTED
IN
AMERICA

®Registered trademark/™ Trademark of Whirlpool, U.S.A. ©2016 Whirlpool Corporation. All Rights Reserved.
All other trademarks are owned by their respective companies.
Because Whirlpool Corporation policy includes a continuous commitment to improve our products, we reserve the right to change materials and specifications without notice. We also reserve the right to discontinue or transit on products without notice.



PRODUCT MODEL NUMBERS

KEMS309E KOCE500E KOCE507E

ELECTRICAL CONNECTION

If codes permit and a separate ground wire is used, it is recommended that a qualified electrical installer determine that the ground path and the wire gauge are in accordance with local codes.

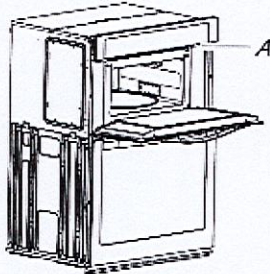
Check with a qualified electrical installer if you are not sure the oven is properly grounded.

This oven must be connected to a grounded metal, permanent wiring system.

Be sure that the electrical connection and wire size are adequate and in conformance with the National Electrical Code, ANSI/NFPA 70-latest edition or CSA Standards C22.1-94, Canadian Electrical Code, Part 1 and C22.2 No. 0-M91-latest edition, and all local codes and ordinances.

To properly install your oven, you must determine the type of electrical connection you will be using and follow the instructions provided for it here.

- Oven must be connected to the proper electrical voltage and frequency as specified on the model/serial/rating plate. See the following illustration.



A. Model/serial/rating plate

- Models rated from 7.3 to 9.6 kW at 240 volts (5.4 to 7.4 kW at 208 volts) require a separate 40-amp circuit. Models rated at 4.8 kW and below at 240 volts (3.6 kW and below at 208 volts) require a separate 30-amp circuit.
- A circuit breaker is recommended.
- Connect directly to the fused disconnect (or circuit breaker box) through flexible, armored or nonmetallic sheathed, copper cable (with grounding wire). See "Make Electrical Connection" section.
- Flexible conduit from the oven should be connected directly to the junction box.
- Do not cut the conduit. The length of conduit provided is for serviceability of the oven.
- A UL listed or CSA approved conduit connector must be provided.
- If the house has aluminum wiring, follow the procedure below:
 1. Connect a section of solid copper wire to the pigtail leads.
 2. Connect the aluminum wiring to the added section of copper wire using special connectors and/or tools designed and UL listed for joining copper to aluminum.

Follow the electrical connector manufacturer's recommended procedure. Aluminum/copper connection must conform with local codes and industry accepted wiring practices.

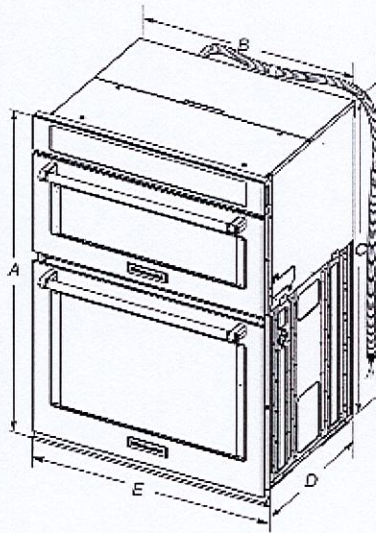
For power requirements, refer to the following table.

Model	Voltage	Amperage (L1)*	Amperage (L2)*	Rating (W)
KOCE507E/KOCE500E	120/240	32	30	8000
KOCE507E/KOCE500E	120/208	30	28	6600

*Amperage values noted above are for information purposes only: the units are rated in watts.

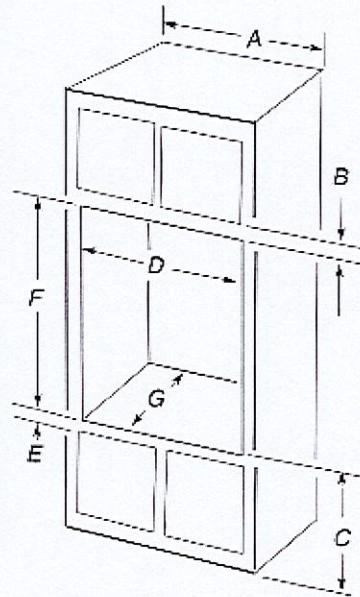
Because Whirlpool Corporation includes a continues commitment to improve our products, we reserve the right to change materials and specifications without notice.

PRODUCT DIMENSIONS



- 27" (68.6 cm) models**
- A. 42¹/₂" (108.0 cm) overall height
 - B. 25¹/₂" (64.6 cm) recessed width
 - C. 41" (104.1 cm) recessed height
 - D. 23¹/₄" (59.1 cm) max. recessed depth
 - E. 27" (68.6 cm) overall width
 - F. 48" (121.9 cm) flexible conduit length measured from the conduit clamp located at the rear of the oven. Do not remove the conduit clamp.
- 30" (76.2 cm) models**
- A. 42¹/₂" (108.0 cm) overall height
 - B. 28¹/₂" (72.3 cm) recessed width
 - C. 41" (104.1 cm) recessed height
 - D. 23¹/₄" (59.1 cm) max. recessed depth
 - E. 30" (76.2 cm) overall width
 - F. 48" (121.9 cm) flexible conduit length measured from the conduit clamp located at the rear of the oven. Do not remove the conduit clamp.

Cabinet Dimensions



- 27" (68.6 cm) models**
- A. 27" (68.6 cm) min. cabinet width
 - B. 1" (2.5 cm) top of cutout to bottom of upper cabinet door
 - C. 19¹/₄" (48.9 cm) bottom of cutout to floor is recommended. 4"-19¹/₄" (10.2-48.9 cm) bottom of cutout to floor is acceptable.
 - D. 25¹/₂" (64.8 cm) cutout width
 - E. 1¹/₂" (3.8 cm) min. bottom of cutout to top of cabinet door
 - F. 41¹/₂" (105 cm)* recommended cutout height
 - G. 24" (60.7 cm) cutout depth
- 30" (76.2 cm) models**
- A. 30" (76.2 cm) min. cabinet width
 - B. 1" (2.5 cm) top of cutout to bottom
 - C. 19¹/₄" (48.9 cm) bottom of cutout to floor is recommended. 4"-19¹/₄" (10.2-48.9 cm) bottom of cutout to floor is acceptable.
 - D. 28¹/₂" (72.4 cm) cutout width
 - E. 1¹/₂" (3.8 cm) min. bottom of cutout
 - F. 41¹/₂" (105 cm)* recommended cutout
 - G. 24" (60.7 cm) cutout depth

* NOTE: The cabinet height can be between 41" (104.1 cm) and 41¹/₂" (105.6 cm) for microwave/oven combination.

KCGS950ESS

30" 5-Burner Gas Cooktop with Griddle

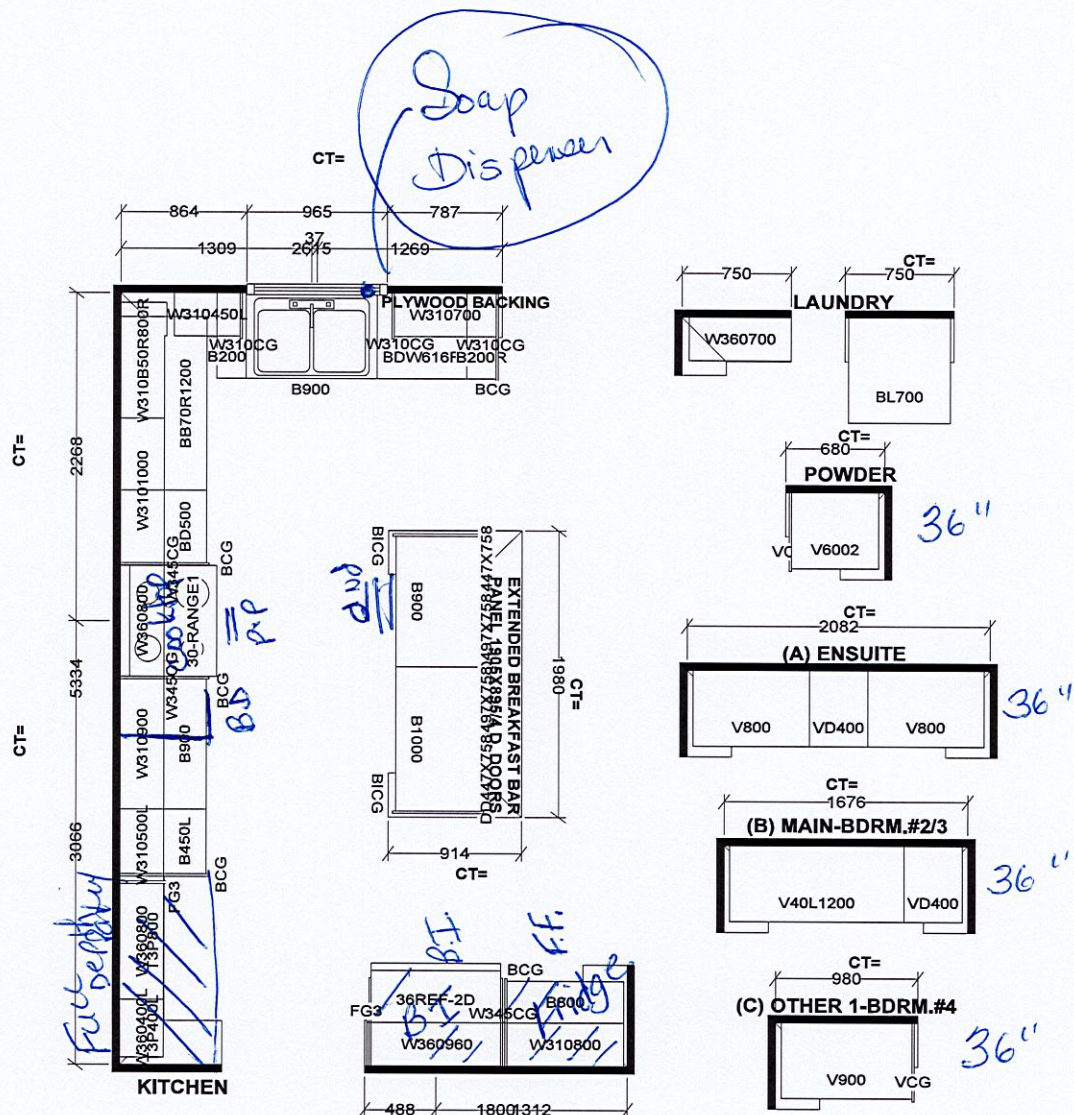
KitchenAid®

<http://www.kitchenaid.com>

Key Features:

- Even-Heat™ 10K BTU Torch Burner
- 17K BTU Professional Dual Ring Burner
- CookShield Finish
- Lighted Knobs
- Even-Heat™ 6K BTU Simmer Burner
- Electronic Ignition and Automatic Reignition
- Full Width Cast Iron Grates

Lot 504
Russell Gardens



Selba Industries			J #
W WIDTH	W HGHT	W CNT	<small>This drawing is the intellectual property of SELBA INDUSTRIES INC. and is an original design which must not be released or copied unless applicable fee has been paid per job order placed.</small> DESIGNER: KS DATE: APR 28 21
FLOOR HGHT	DOOR HGHT		
ST CENT	2X4	VENT BOX COVER	
JOB NUMBER: BUILDER: GREENPARK SITE: RUSSELL GARDENS PH.4 MODEL: VALLEYCREEK 3X EL 1,2,3 LOT #:			