

CONSTRUCTION SUMMARY - PARTIAL ONLY

Mountainview Heights 3 (G) - Russell Gardens Building Ltd.

RECEIVED

FEB 13 2023

PURCHASERS: Murali Krishna CHIMATA and Sridevi CHIMATA

TEL:

LOT NUMBER	PHASE	HOUSE TYPE	REG. PLAN #		
382	4	Valleycreek Four A Elev 3	62M-1266		
INV#	QTY	EXTRA / CHANGE			

Offer	Note: Selba + Const.
-------	----------------------

CABINETRY

26,572	1 - KITCHEN - ADD LIGHT VALANCE- NO ELECTRICAL
27Jan22	Note:

CABINETRY ACCESSORIES

28,209	1 - KITCHEN CABINETRY - BUILT-IN FRIDGE CABINET - PRICE IS EACH	NEW
08Feb23	Note:	
28,209	1 - KITCHEN CABINETRY - APPLIANCE DOOR PANELS - FRIDGE DOOR PANELS - SUPPLY ONLY - 42"-48" WIDE FRIDGES - STANDARD	NEW
08Feb23	Note:FRIDGE PULLS TO BE PURCHASED BY PURCHASER	
28,209	1 - KITCHEN CABINETRY - APPLIANCE DOOR PANELS - 24" DISHWASHER DOOR PANEL (SUPPLY ONLY) - STANDARD	NEW
08Feb23	Note:	
26,572	1 - KITCHEN CABINETRY BASE - COOKTOP CABINET WITH POT DRAWERS (2 DRAWERS) - STANDARD	
27Jan22	Note:	
26,572	<del>1 - KITCHEN CABINETRY - BUILT-IN MICROWAVE/OVEN COMBO - STANDARD</del>	
27Jan22	Note: DOUBLE WALL OVEN- BUILT IN-	
26,572	1 - KITCHEN CABINETRY UPPER - FULL DEPTH ABOVE FRIDGE - WITH GABLES - 600MM - PRICE IS EACH - STANDARD	
27Jan22	Note:	
26,572	1 - PANTRY UNIT UPGRADE - TO GO FROM 300MM TO 600MM DEEP - PRICE IS PER FOOT - STANDARD	
27Jan22	Note:	
26,572	2 - KITCHEN CABINETRY BASE - PULLOUT WIRE SPICE RACK - PRICE IS EACH	
27Jan22	Note:	

This Document is Extremely Time Sensitive - Printed 13 Feb 23 at 9:49





PANEL-READY 24" BUILT-IN DISHWASHER, 38 DBA

Signature Features

QUIETEST LUXURY DISHWASHER BRAND\*<sup>1</sup>

Based on normal cycle  
1 Based on normal cycle

ENHANCED CINEMATIC LIGHTING

Shine a spotlight on clean. Packed with 18 LED lights that ramp up to full intensity, JennAir brand's best lighting coverage chases away shadows to illuminate daring Obsidian racks.

38 DBA TRANQUILITY<sup>2</sup> SYSTEM

JENNAIR dishwashers run quietly without sacrificing performance  
2 Based on normal cycle.

HIGH-CAPACITY 3RD RACK WITH WASH

The largest 3rd Level Rack in the luxury industry<sup>3</sup> glides with quiet and ease, even when fully loaded with tapas bowls, large rocks glasses and cocktail shakers.  
3 Based on usable volume. Models JDPSS245LX, JDPSS246L and JDPSS245L.

SUPERIOR GLIDE UPPER RACK

Strong and stable. The upper rack glides smoothly and quietly, even when fully loaded. Each rail features 52 ball bearings for quiet operation.

RAPID WASH CYCLE

This wash cycle cleans dishes in about an hour and is ideal for any get-together, diversion or intimate night in.

11% MORE LOADING HEIGHT<sup>4</sup>

4 Based on usable volume. Models JDPSS245LX, JDPSS246LL and JDPSS245LM.

WATERLOCK LEAK DETECTION SYSTEM

Measures and monitors the flow of water throughout the cycle through three levels of protection against potential sources of leaks. If there is a problem, the dishwasher will drain the tub and alert you.

15 PLACE SETTING CAPACITY

Intimate affairs. Lavish after-parties. Enough capacity for a service of 15 means there's always room for one more.

JDPSS245LX

NEW



Dimensions

Depth: 67.94 cm

Height: 85.09 cm

Net Weight: 40.37 kg

Width: 60.64 cm

Number of Place Settings: 15

Gross Weight: 45.36 kg

Controls

Automatic Temperature Controls: Yes

Sensor: Yes

Status Light: Multi-Color

Electrical

Power Cord Included: No

Design Type

Design Expression: Panel-Ready

Technical Specifications

Description

Dishwasher Type: Built-In

Exterior

Control Panel Color: Black

Magnetic Door: No

Handle Material: Metal

Toe Panel Color: Black

True Hold Door: Yes

Details

Number of Racks: 3

Built-In Water Softener: No

Wash System: Filter

Water Filtration: Yes

Cycles

Number of Wash Cycles: 6

2nd Level Rack

Cushion-Tip Tines: Yes

2nd Level Rack

Glides: Smooth Glide

Lower Rack

Glides: Ball Bearings

Utility Basket: No

Silverware Basket

Culinary Basket: Yes

Covers: Yes

Third Level Rack

Removable: Yes

Type: Third rack with dual rotating wash tubes

Certifications

Energy Star® Qualified: ENERGY STAR® Qualified

NSF® Certified: Yes

Energy Rating: 270

CUL: Yes

Kosher Consumer Friendly: Yes

Prop 65: Standard





RISE™ 30" DOUBLE WALL OVEN WITH V2™ VERTICAL DUAL-FAN CONVECTION

Signature Features

JENNAIR® CULINARY CENTER

With step-by-step support, savor the full culinary experience backed by customized algorithms, featuring full-color food photography, doneness levels, pan types and menu-specific tips.<sup>1</sup>  
1 Appliance must be set to remote enable. WiFi & App required. Features subject to change. Details and privacy info at jennair.com/connect.

7-INCH FULL COLOR LCD DISPLAY

Visually vibrant. This highly-interactive, full-color display is packed with dynamic features that allow you to navigate effortlessly through settings and the JennAir® Culinary Center.

JET BLACK OVEN INTERIOR

Captivation cloaked in black. Beyond a dark glass expanse, cinematic lighting illuminates smooth racks, flat tines, and an enticing jet black interior.

SMART WALL OVEN

Fluently control your wall oven® whether in the kitchen or not. The JennAir® App empowers you to remotely control and monitor the oven, prompts you when it's time to attend to your dish or you can select from chef-inspired recipes designed to provide you with effortlessly delicious results. Use simple voice commands with your Google Assistant or Alexa-enabled device<sup>2</sup> for an even more seamless cooking experience.  
2 Appliance must be set to remote enable. WiFi & App required. Features subject to change. Details and privacy info at jennair.com/connect. Amazon Alexa features available in US only.

CONNECTED TEMPERATURE PROBE

Know when dinner is done without ever opening the door. Readings of food's internal temperature, visible on the LCD screen or directly from the app.<sup>3</sup>  
3 Appliance must be set to remote enable. WiFi & App required. Features subject to change. For details and privacy info, visit jennair.com/connect.

MY CREATIONS

My Creations allows you to seamlessly combine up to three cooking modes and save the settings for your favorite recipes.

V2™ VERTICAL DUAL-FAN CONVECTION

Dual counter-rotating vertical fans work in tandem, helping you wield your cooking prowess with everything from mouthwatering fillets to irresistible roasts.

SMART INTEGRATION


Use voice commands with Amazon Alexa or the Google Assistant.

NO PREHEAT BAKING

Bake on a single rack without the wait.

JJW3830LL

NEW



Dimensions

Depth: 59.06 cm

Height: 133.03 cm

Width: 76.20 cm

Lower Oven Capacity: 141.50 l

Upper Oven Capacity: 141.50 l

Design Type

Design Expression: RISE™

Electrical

Power Cord Included: No

Watts: 9200

Technical Specifications

Description

Fuel Type: Electric

Size: 30

Oven Type: Double

Exterior

Handle Material: Stainless Steel

Door Lock: Yes

Flush Installation Approved: Yes

Installable Under Cooktop: No

Features

LP Convertible: No

Power On Indicator Light: Yes

Language Conversion: English/French

Details

Door Broil Position: Closed

Interior Color: Black

Lower Oven Number of Oven Lights: 3

Upper Oven Number of Oven Lights: 3

Light Control: Oven Light Touch Pad

Light Type: Halogen

Broiler Location: Top of Oven

Details

Upper Oven Interior Depth:

- 48.26 cm
- 19.0 cm

Upper Oven Interior Height:

- 45.72 cm
- 18.0 cm

Upper Oven Interior Width:

- 63.50 cm
- 25.0 cm

Number of Lower Oven Racks: 3

Number of Lower Rack Guides: 6

Number of Upper Oven Racks: 3

Number of Upper Rack Guides: 6

Hidden Bake Element: Yes

Number of Bake Elements: 1

Number of Broil Elements: 1

Certifications

Kosher Consumer Friendly: Yes

Prop 65: Standard

Energy Rating: 387

CUL: Yes

Compatibility



Interior Coating: Porcelain

Oven Rack 2 Type: Gliding Roll-Out

Convection Element Power: 6800

Lower Oven Interior Height:

- 45.72 cm
- 18.0 cm

Lower Oven Interior Width:

- 63.50 cm
- 25.0 cm

Smart Appliance: Yes

Connectivity:

- Amazon Alexa
- Android
- Google Assistant
- iOS

Works With:

- WiFi
- App
- Remote Access
- Voice Controlled

Configuration

---

Oven Configuration: Double Oven

®/™ © 2023 JennAir. All rights reserved. Specifications subject to change without notice.



JENN-AIR® DETAILED PLANNING DIMENSIONS

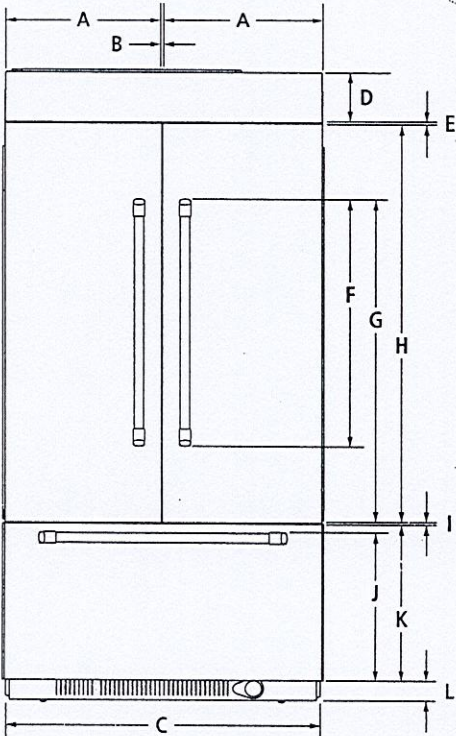
1 of 4

42" FULLY INTEGRATED FRENCH DOOR REFRIGERATOR

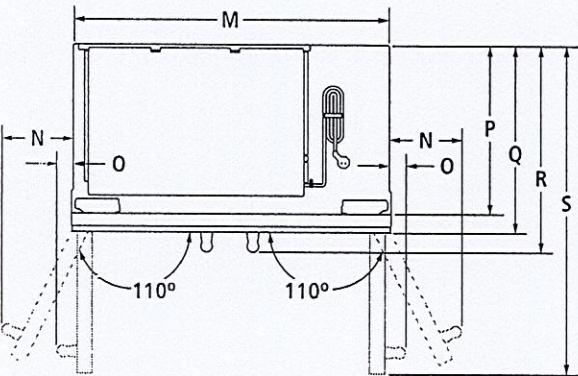
(BASE UNIT REQUIRES SUITE COORDINATING PANEL KIT OR CUSTOM PANELS AND HANDLES)

JF42NXFXDE – 41<sup>3</sup>/<sub>4</sub>" x 83<sup>1</sup>/<sub>8</sub>" x 24" (without door/handles)

PRODUCT DIMENSIONS



FRONT VIEW



TOP VIEW

MODEL #		JF42NXFXDE	
		in	cm
A	Width of each door	20 <sup>3</sup> / <sub>8</sub>	52.4
B	Space between doors	<sup>1</sup> / <sub>8</sub>	0.3
C	Overall width	41 <sup>3</sup> / <sub>4</sub>	106.0
D	Height of top grille and bracket	6 <sup>1</sup> / <sub>2</sub>	16.5
E	Space between doors and top grille	<sup>3</sup> / <sub>8</sub>	0.8
F	Height of door handles		
	Pro-Style® Stainless	32 <sup>3</sup> / <sub>8</sub>	82.2
	Euro-Style Stainless	37 <sup>7</sup> / <sub>8</sub>	96.0
G	Height to top of door handles		
	Pro-Style® Stainless	42 <sup>3</sup> / <sub>8</sub>	107.6
	Euro-Style Stainless	44 <sup>7</sup> / <sub>8</sub>	114.0
H	Height of doors	52 <sup>3</sup> / <sub>8</sub>	133.0
I	Space between doors and drawer	<sup>1</sup> / <sub>8</sub>	0.3
J	Height to top of drawer handle		
	Pro-Style® Stainless	19 <sup>3</sup> / <sub>8</sub>	49.2
	Euro-Style Stainless	19 <sup>1</sup> / <sub>4</sub>	48.7
K	Height of drawer	20 <sup>1</sup> / <sub>2</sub>	52.1
L	Height of bottom grille	3	7.6
M	Width of recessed refrigerator	41	104.1
N	Width from side of refrigerator to handle – door fully open 110°		
	Pro-Style® Stainless	7 <sup>7</sup> / <sub>8</sub>	20.0
	Euro-Style Stainless	7 <sup>1</sup> / <sub>4</sub>	18.5
O	Width from side of refrigerator to handle – door open 90°		
	Pro-Style® Stainless	2	5.1
	Euro-Style Stainless	1 <sup>1</sup> / <sub>2</sub>	3.9
P	Depth without door panel kit	24	61.0
Q	Depth with doors		
	Pro-Style® Stainless panel kit	24 <sup>3</sup> / <sub>4</sub>	62.9
	Euro-Style Stainless panel kit	24 <sup>3</sup> / <sub>4</sub>	62.9
	Custom panel (¾"/1.9 cm)	24 <sup>3</sup> / <sub>4</sub>	62.9
R	Depth with handles		
	Pro-Style® Stainless	27 <sup>3</sup> / <sub>8</sub>	69.5
	Euro-Style Stainless	26 <sup>7</sup> / <sub>8</sub>	68.3
S	Depth with doors open 90°	44	111.8

**IMPORTANT:** Dimensional specifications are provided for planning purposes only.  
Do not make any cutouts based on this information. Refer to the Installation or Use & Care Guide before selecting cabinetry, verifying electrical/gas connections, making cutouts or beginning installation.  
All Jenn-Air® appliances are appropriately UL, CUL or CSA approved.



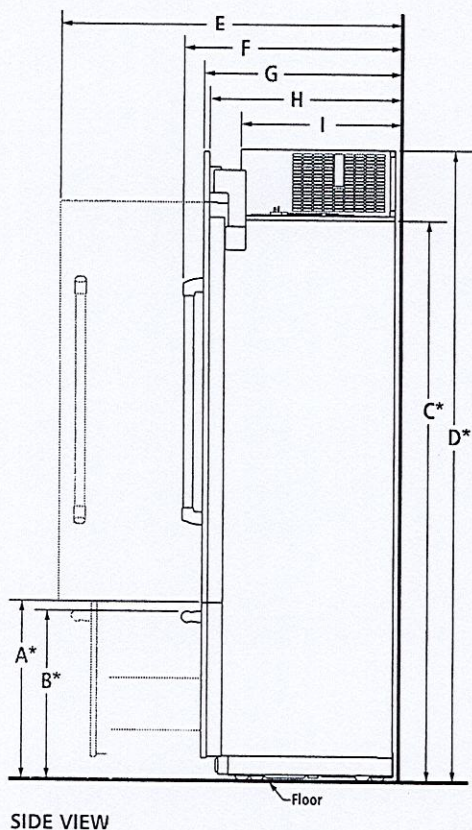
8111AdZw714



JENN-AIR® DETAILED PLANNING DIMENSIONS

42" FULLY INTEGRATED FRENCH DOOR REFRIGERATOR  
(BASE UNIT REQUIRES SUITE-COORDINATING PANEL KIT OR CUSTOM PANELS AND HANDLES)  
JF42NXXFXDE – 41¾" x 83⅞" x 24" (without door/handles)

DIMENSIONS AS INSTALLED



SIDE VIEW

MODEL #		JF42NXXFXDE	
		in	cm
A*	Height to top of drawer (min.)	23½	59.7
	Height to top of drawer handle (min.)		
B*	Pro-Style® Stainless	22⅞	56.8
	Euro-Style Stainless	22¼	56.3
C*	Height to top of doors (min.)	74⅞	188.9
D*	Height to top of grille and bracket (min.)	83⅞	211.1
E	Depth with door open 90° (min.)	43¾	111.1
	Depth with handles (min.)		
F	Pro-Style® Stainless	27⅞	69.5
	Euro-Style Stainless	26⅞	68.3
G	Depth with doors (min.)		
	Pro-Style® Stainless panel kit	24¾	62.9
	Euro-Style Stainless panel kit	24¾	62.9
	Custom panel (¾"/1.9 cm)	24¾	62.9
H	Depth without door panel kit (min.)	24	61.0
I	Depth of compressor (min.)	19⅞	50.5

\*Add 1¼" (3.2 cm) to the height dimension when leveling legs are fully extended.

**IMPORTANT:** Dimensional specifications are provided for planning purposes only.  
Do not make any cutouts based on this information. Refer to the Installation or Use & Care Guide before selecting cabinetry, verifying electrical/gas connections, making cutouts or beginning installation. All Jenn-Air® appliances are appropriately UL, CUL or CSA approved.



JENN-AIR® DETAILED PLANNING DIMENSIONS

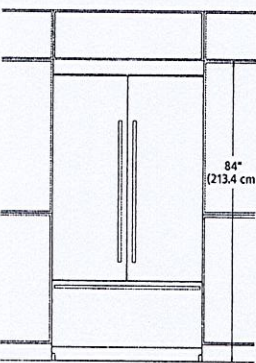
42" FULLY INTEGRATED FRENCH DOOR REFRIGERATOR

(BASE UNIT REQUIRES SUITE-COORDINATING PANEL KIT OR CUSTOM PANELS AND HANDLES)

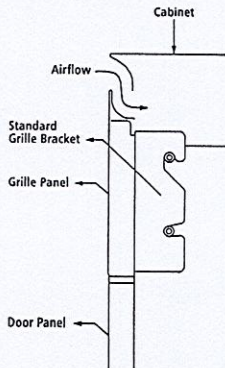
JF42NXFXDE – 41¾" x 83⅛" x 24" (without door/handles)

3 STYLES FOR DOOR PANEL INSTALLATION

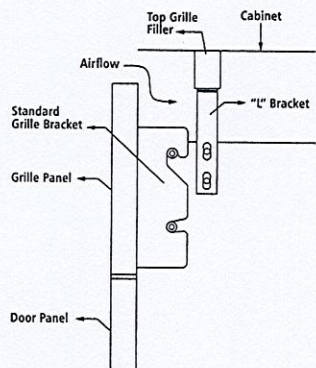
STANDARD INTEGRATED GRILLE INSTALLATION



FRONT VIEW



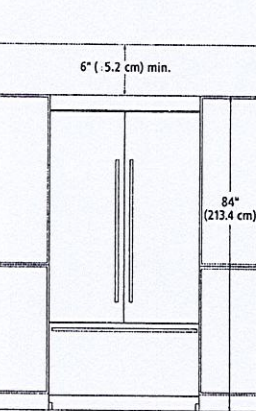
SIDE VIEW – STAINLESS STEEL  
PANEL KIT



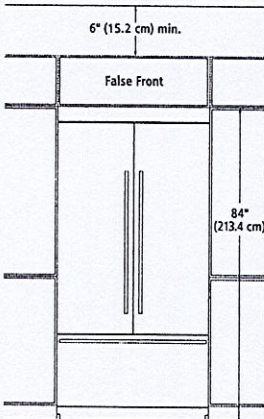
SIDE VIEW – CUSTOM PANEL

- Attach the standard custom grille with the standard grille bracket provided with the refrigerator.
- The standard grille panel height allows for an air gap critical to refrigerator performance.

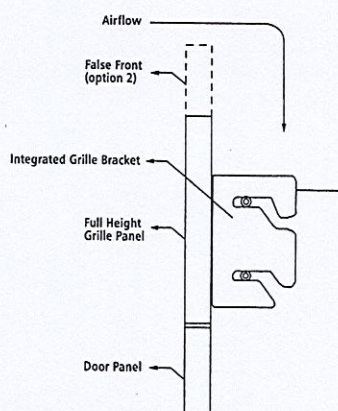
FULLY INTEGRATED GRILLE INSTALLATION



FRONT VIEW – OPEN TO CEILING  
(OPTION 1)



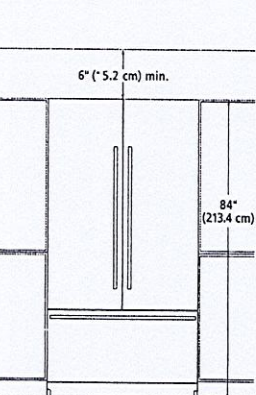
FRONT VIEW – FALSE FRONT  
(OPTION 2)



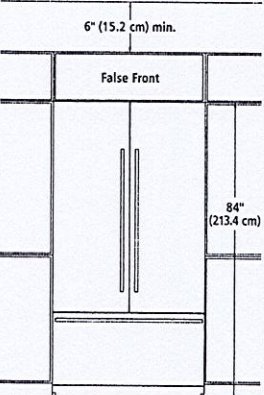
SIDE VIEW – CUSTOM PANEL

- Attach the full-height grille with the integrated grille bracket provided with the refrigerator.
- Requires a minimum of 6" (15.2 cm) of open space above the refrigerator, which must not be blocked in any way, including soffits.

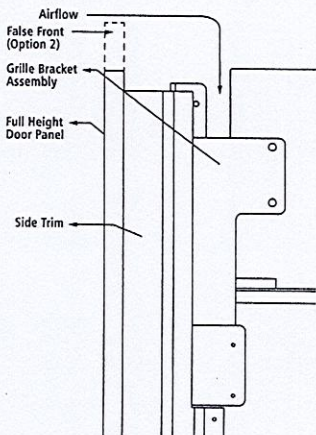
ARMOIRE-STYLE INSTALLATION\*



FRONT VIEW – OPEN TO CEILING  
(OPTION 1)



FRONT VIEW – FALSE FRONT  
(OPTION 2)



SIDE VIEW – CUSTOM PANEL

- Attach the grille bracket assembly and grille panel provided in the armoire-style panel kit.
- Requires a minimum of 6" (15.2 cm) of open space above the refrigerator, which must not be blocked in any way, including soffits.
- \* Refer to the Armoire Kit installation instructions for additional dimensions and installation details.

**IMPORTANT:** Dimensional specifications are provided for planning purposes only. Do not make any cutouts based on this information. Refer to the Installation or Use & Care Guide before selecting cabinetry, verifying electrical/gas connections, making cutouts or beginning installation. All Jenn-Air® appliances are appropriately UL, CUL or CSA approved.



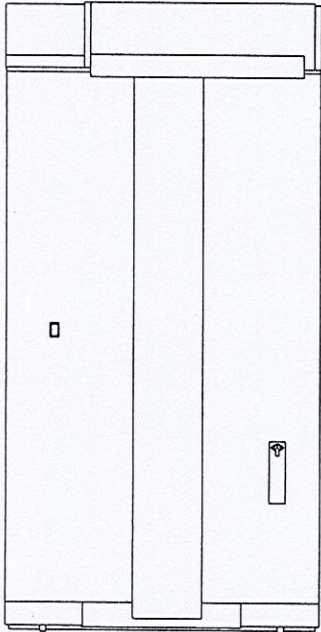
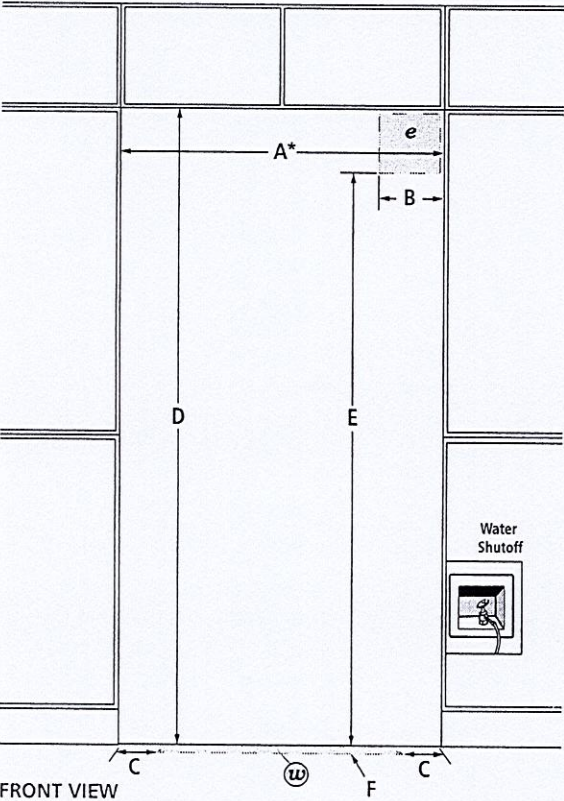
8111AdZw714



JENN-AIR® DETAILED PLANNING DIMENSIONS

42" FULLY INTEGRATED FRENCH DOOR REFRIGERATOR  
(BASE UNIT REQUIRES SUITE-COORDINATING PANEL KIT OR CUSTOM PANELS AND HANDLES)  
JF42NXXFXDE – 41¾" x 83⅝" x 24" (without door/handles)

OPENING/CLEARANCE DIMENSIONS



MODEL #		JF42NXXFXDE	
		in	cm
A*	Width (min.)	42	106.7
B	Width of recommended electrical location	7½	19.1
C	Distance from side of cabinet to recommended water connection location	6	15.2
D	Height (min.)	84	213.4
E	Height to recommended electrical location	77	195.6
F	Depth of recommended water connection location (max.)	1	2.5
e	Recommended electrical connection location		
w	Recommended water connection location		

\*Minimum width must extend behind the face of the cabinet for at least 2" (5.1 cm).

ELECTRICAL REQUIREMENTS

115 volt, 60 Hz, AC only, 15- or 20-amp fused, grounded circuit is required. A dedicated circuit is recommended. Use an outlet that cannot be turned off by a switch. Do not use an extension cord.

WATER PRESSURE REQUIREMENTS

A cold water supply with water pressure between 30 and 120 psi (207 and 827 kPa) is required to operate the ice maker. Call a licensed, qualified plumber with any questions about the water pressure.

Reverse Osmosis Water Supply

IMPORTANT: The pressure of the water coming out of a reverse osmosis system going to the water inlet valve of the refrigerator needs to be between 30 and 120 psi (207 and 827 kPa).

If a reverse osmosis water filtration system is connected to the cold water supply, the water pressure to the reverse osmosis system needs to be a minimum of 40 to 60 psi (276 to 414 kPa).

LOCATION REQUIREMENTS

Floor must be able to support refrigerator (more than 600 lb [272 kg]), door panels and contents of the refrigerator and must be at the same level as flooring in the room.

IMPORTANT: Dimensional specifications are provided for planning purposes only. Do not make any cutouts based on this information. Refer to the Installation or Use & Care Guide before selecting cabinetry, verifying electrical/gas connections, making cutouts or beginning installation. All Jenn-Air® appliances are appropriately UL, CUL or CSA approved.



8111AdZw714

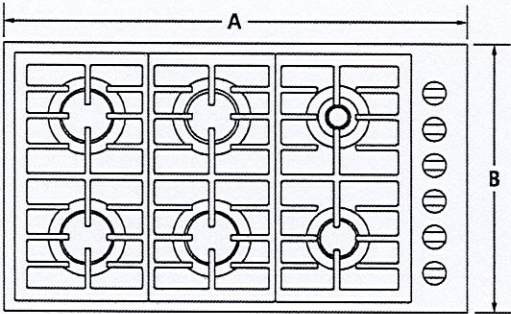


382 R

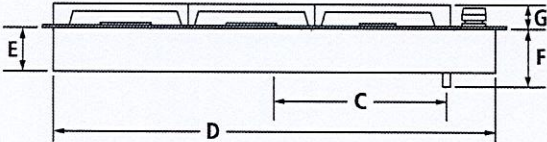
JENN-AIR® DETAILED PLANNING DIMENSIONS

36" GAS COOKTOP  
JGC7636B – 36" x 5¼" x 21"

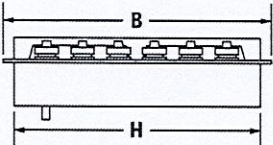
PRODUCT DIMENSIONS



TOP VIEW



FRONT VIEW



SIDE VIEW

MODEL #		JGC7636B	
		in	cm
A	Overall width	36	91.4
B	Depth of cooktop	21	53.3
C	Center of cooktop to center of gas inlet	13½	34.3
D	Width of recessed cooktop	35¼	89.5
E	Height of recessed cooktop	3¼	8.3
F	Height from gas inlet to countertop	5¼	13.3
G	Height with grates	1¼	3.2
H	Depth of recessed cooktop	20¼	51.4

Product dimension, cutout and installation specifications are provided for planning purposes only. Before installing any product, be sure to verify cutout dimensions and electrical/gas connections as actual product dimensions may vary.