

CONSTRUCTION SUMMARY			
Mountainview Heights 3 (G) - Russell Gardens Building Ltd.			
PURCHASERS: Andrew Clark Baird AUBERT and Sarah S. AUBERT			T/L: RES.: 289-888-1420
LOT / PHASE 576 / 4	REG. PLAN # 62M-1266	HOUSE TYPE Valleycreek Four A Elev 3	- Revised Layout

CABINETRY

1 - KITCHEN - PROVISION FOR FUTURE BEVERAGE FRIDGE 11Jul22 Note:	
SKETCH FOR LOCATION	
1 - KITCHEN - DELETE CABINETS ABOVE STOVE - VENDOR WILL SUPPLY 6 INCH VENT AS PER CONSTRUCTION SPECIFICATIONS AND VENT MAY NOT BE IN THE APPROPRIATE LOCATION FOR INSTALLATION OF PURCHASER SUPPLIED VENT - PURCHASER TO SUPPLY OWN FAN AFTER CLOSING 11Jul22 Note: TEMPORARY HOOD FAN MAY BE PROVIDED	
1 - CABINETRY - KITCHEN - CROWN 11 11Jul22 Note:	
1 - CABINETRY - KITCHEN - UPGRADE 2 11Jul22 Note:	
1 - CABINETRY - KITCHEN - VALENCE 11Jul22 Note:	

CABINETRY ACCESSORIES

1 - KITCHEN CABINETRY – MINI STACKED UPPER CABINETS – PRICE IS PER FOOT – UPGRADE 2 CABINETRY 11Jul22 Note:	
1 - PANTRY UNIT UPGRADE - TO GO FROM 300MM TO 600MM DEEP - PRICE IS PER FOOT - UPGRADE 2 11Jul22 Note:	
1 - KITCHEN CABINETRY UPPER - COUNTER TOP HUTCH SINGLE DOOR WITH DRAWER - PRICE IS EACH - UPGRADE 2 11Jul22 Note:	
1 - KITCHEN CABINETRY BASE - PULLOUT RECYCLE 2 BIN - PRICE IS EACH 11Jul22 Note:	
1 - KITCHEN CABINETRY BASE - COOKTOP CABINET WITH POT DRAWERS (2 DRAWERS) - UPGRADE 2 11Jul22 Note:	
1 - CABINETRY FEE FOR FLUSH CUTOUT ON WALL SINGLE MICROWAVE CABINET 11Jul22 Note:	
1 - KITCHEN CABINETRY - BUILT-IN MICROWAVE/OVEN COMBO - UPGRADE 2 11Jul22 Note:	
1 - PANTRY UNIT UPGRADE - TO GO FROM 300MM TO 600MM DEEP - PRICE IS PER FOOT - UPGRADE 2 11Jul22 Note:	
1 - KITCHEN CABINETRY UPPER - FULL DEPTH ABOVE FRIDGE - WITH GABLES - 600MM - PRICE IS EACH - UPGRADE 2 11Jul22 Note:	

CERAMIC TILE

1 - TILE - UPGRADE 4 WALL TILE - - ENSUITE WALL TILE - SHOWER 11Jul22 Note:	
1 - DELETE ALL CERAMIC BATHROOM ACCESSORIES - DELETE TOWEL BAR, PAPER HOLDER & SOAP DISH THROUGHOUT 11Jul22 Note:	
1 - TILE - UPGRADE 1 FLOOR TILE - - SIDE HALL 11Jul22 Note:	
1 - TILE - UPGRADE 1 FLOOR TILE - - POWDER ROOM 11Jul22 Note:	
1 - TILE - UPGRADE 1 FLOOR TILE - - FOYER 11Jul22 Note:	

CONSTRUCTION SUMMARY

Mountainview Heights 3 (G) - Russell Gardens Building Ltd.

PURCHASERS: Andrew Clark Baird AUBERT and Sarah S. AUBERT

TEL: RES.: 289-888-1420

LOT / PHASE	REG. PLAN #	HOUSE TYPE		
576 / 4	62M-1266	Valleycreek Four A Elev 3		

1 - TILE - UPGRADE 1 FLOOR TILE - - KITCHEN 11Jul22 Note:	
---	--

CONSTRUCTION

1 - SMOOTH CEILINGS ON FIRST FLOOR ONLY - DET 18Aug21 Note:	
3 - ENLARGE BASEMENT WINDOWS (MAY REQUIRE WINDOW WELLS) - WINDOW IS 30 INCHES X 24 INCHES 18Aug21 Note:	
1 - PROVISION FOR SHAMPOO NICHE APPROX. 24" WIDE X 20" HIGH AS PER SKETCH – IF CONSTRUCTION PERMITS 18Aug21 Note:	

COUNTER TOP

1 - COUNTERTOP CUTOUT PROVISION FOR COOKTOP 11Jul22 Note:	
1 - UPGRADE COUNTERTOP MATERIAL - Powder 11Jul22 Note:	
1 - UPGRADE COUNTERTOP MATERIAL Full Height Backsplash - Kitchen 11Jul22 Note: INCLUDES EXTENDED BACKSPLASH	
1 - UPGRADE COUNTERTOP MATERIAL - Kitchen 11Jul22 Note:	
1 - COUNTER TOP - UPGRADE - ENSUITE BATHROOM VANITY COUNTER TOP 11Jul22 Note:	
1 - SHAMPOO NICHE 24" WIDE X 20" HIGH AS PER SKETCH – MARBLE, GRANITE OR QUARTZ – IF CONSTRUCTION PERMITS - REQUIRES PROVISION FROM CONSTRUCTION 18Aug21 Note: SUPPLY & INSTALL MASTER ENSUITE	

DOORS AND TRIM

1 - DOOR EXTERIOR FRENCH CLEAR GLASS BOTH DOORS ARE OPERABLE IN LIEU OF SLIDING PATIO DOOR 27Jul22 Note:	
15 - DOORS INTERIOR - FOR 8 OR 9 FOOT CEILING - LOGAN SMOOTH HALLOW IN LIEU OF STANDARD SERIES - PRICE IS PER DOOR 11Jul22 Note:	
SECOND FLOOR 1 - UPGRADE EXTERIOR DOOR HANDLE (TAVARIS - IRON BLACK) & INTERIOR DOORS (LISBON) INCLUDES BLACK DOOR HINGES 11Jul22 Note: SEE COLOUR CHART FOR DESCRIPTION	
5 - DOORS INTERIOR - FOR 10 FOOT CEILING - LOGAN SMOOTH HALLOW IN LIEU OF STANDARD SERIES - PRICE IS PER DOOR 11Jul22 Note:	
MAIN FLOOR 1 - DOOR EXTERIOR FRENCH CLEAR GLASS BOTH DOORS ARE OPERABLE IN LIEU OF SLIDING PATIO DOOR 18Aug21 Note:	
DELETED	

ELECTRICAL

1 - KITCHEN - CANOPY HOOD FAN - 36" CYCLONE 550 CFM #SC51336 11Jul22 Note:	
1 - PLUG - ELECTRICAL PLUG WITH GFI 11Jul22 Note: BEVERAGE FRIDGE SEE SKETCH FOR LOCATION	
1 - BUILT IN OVEN AND COOKTOP PROVISION - PROVISION ONLY - ELECTRICAL ONLY 11Jul22 Note:	

CONSTRUCTION SUMMARY

Mountainview Heights 3 (G) - Russell Gardens Building Ltd.

PURCHASERS: Andrew Clark Baird AUBERT and Sarah S. AUBERT

TEL: RES.: 289-888-1420

LOT / PHASE	REG. PLAN #	HOUSE TYPE		
576 / 4	62M-1266	Valleycreek Four A Elev 3		
1 - KITCHEN - VALANCE LIGHTING - LED LIGHTING 11Jul22 Note:				
1 - FAN - BATHROOM EXHAUST FAN - ENERGY STAR 80 CFM - IN LIEU OF STANDARD FAN 11Jul22 Note: MASTER ENSUITE - X1				
1 - PLUG - ELECTRICAL PLUG - TO BE INSTALLED OVER FIREPLACE 11Jul22 Note:				
1 - PLUG - ELECTRICAL PLUG WITH GFI AND SWITCH - FOR FESTIVE LIGHTING 11Jul22 Note:				
1 - RELOCATE STANDARD KITCHEN LIGHT TO BE CENTERED OVER ISLAND 11Jul22 Note:				
1 - STANDARD DINING ROOM LIGHT TO BE CENTERED BETWEEN LIVING AND DINING ROOM 11Jul22 Note:				
1 - 200 AMP ELECTRICAL SERVICE 18Aug21 Note:				

HARDWOOD FLOORING

1 - HARDWOOD - GROUP B SERIES 5 INCH - IN LIEU OF 2 1/4 INCH NATURAL RED OAK - - MAIN HALL 11Jul22 Note:				
1 - HARDWOOD - GROUP B SERIES 5 INCH - IN LIEU OF 2 1/4 INCH NATURAL RED OAK - - LIVING AND DINING ROOM 11Jul22 Note:				
1 - HARDWOOD - GROUP B SERIES 5 INCH - IN LIEU OF 2 1/4 INCH NATURAL RED OAK - - LIBRARY/DEN 11Jul22 Note:				
1 - HARDWOOD - GROUP B SERIES 5 INCH - IN LIEU OF 2 1/4 INCH NATURAL RED OAK - - FAMILY ROOM 11Jul22 Note:				

HEATING AND AIR CONDITIONING

AIR CONDITIONING - 13 SEER - 3 TON 27Jul22 Note: 27 JULY 22				
--	--	--	--	--

MIRRORS AND GLASS

1 - MASTER ENSUITE – FRAMELESS GLASS SHOWER ENCLOSURE – INCLUDES CHROME KNOB AND HINGES 18Aug21 Note:				
---	--	--	--	--

MISCELLANEOUS

2 - GARAGE DOOR OPENER – LIFEMASTER 8165 WITH CHAIN DRIVE – INLCUDES 1 KEYPAD & 2 HANDHELD CONTROL 11Jul22 Note:				
--	--	--	--	--

PAINTING

1 - UPGRADE WHITE - TRIM & DOORS 11Jul22 Note:				
--	--	--	--	--

PLASTER MOULDINGS

1 - CORNICE MOULDING - - MAIN HALL 11Jul22 Note:				
1 - CORNICE MOULDING - - LIVING ROOM 11Jul22 Note:				
1 - CORNICE MOULDING - - FOYER AND MAIN HALL 11Jul22 Note:				

CONSTRUCTION SUMMARY

Mountainview Heights 3 (G) - Russell Gardens Building Ltd.

PURCHASERS: Andrew Clark Baird AUBERT and Sarah S. AUBERT

TEL: RES.: 289-888-1420

LOT / PHASE	REG. PLAN #	HOUSE TYPE		
576 / 4	62M-1266	Valleycreek Four A Elev 3		

1 - CORNICE MOULDING - - DINING AND FAMILY ROOM

11Jul22 Note:

PLUMBING

1 - MOEN ARRIS POSI-TEMP TUB/SHOWER FAUCET WITH 3 FUNCTION TRANSFER VALVE/TRIM AND SLIDE BAR WITH HAND SHOWER – BLACK #TS22003EP/U361CI/UTS23005/62320/3887EP/A725

11Jul22 Note:

1 - TOE TESTER - ADD TOE TESTER TO SHOWER

11Jul22 Note: MASTER ENSUITE

3 - SINK - UNDERMOUNT SINK - CONTRAC COLLETTE #4220CIY

11Jul22 Note: POWDER - X1
MASTER ENSUITE - X2

1 - SINK - UNDERMOUNT SINK - BLANCO QUATRUS R15 U SUPER SINGLE #401518

11Jul22 Note:

1 - WATER LINE FOR FRIDGE - ROUGH-IN ONLY

18Aug21 Note:

PROMOTIONAL

1 - LESS CREDIT FROM PURCHASER EXTRA SHEET IN OFFER

18Aug21 Note:

STAIRS AND RAILINGS

1 - V GROOVE HANDRAIL

11Jul22 Note:

1 - EUROLINE 1

11Jul22 Note:

BLACK

1 - STAINED STAIRS – STANDARD STAIRCASE - PRICE IS PER SET

11Jul22 Note:

EXTRAS AS PER OFFER

PURCHASER(S) ACKNOWLEDGES THAT THE PURCHASE PRICE IS INCLUSIVE OF ALL CREDITS AND PROMOTIONAL PACKAGES AVAILABLE AT TIME OF PURCHASE.

Worksheet Note:

(1) The Vendor agrees that notwithstanding any other term or provision in this Agreement included in the Purchase Price and in addition to those items detailed in Schedule GP to the Agreement of Purchase and Sale, the Purchaser is entitled to a credit of

Worksheet Note:

Granite kitchen counter top, from Vendor?s standard samples

Worksheet Note:

10 foot ceiling height on Main Level. The Purchaser acknowledges that as a result of the increased ceiling height from the Vendor?s standard ceiling height, various modifications to the interior and exterior of the dwelling unit may be made, including bu

Worksheet Note:

This Document is Extremely Time Sensitive - Printed 28 Jul 22 at 17:08

Purchasers:

Andrew Clark Baird AUBERT & Sarah S. AUBERT

Property: 576

Telephone Res. / Bus:

(289) 888-1420 /

Project: Russell Gardens Building Ltd.

Decor Advisor:

Aly Aversa

Model and Elevation: Valleycreek Four A Elev 3

Lock Date:

28-Jul-22

11-Jul-22

Plan #: 62M-1266

10. Plaster Mouldings and Medallions

Entrance Vestibule	UPDATE - 814		Kitchen/Breakfast		
Main Hall	UPDATE - 814		Den/Library		
Living Room	UPDATE - 814		Lower Landing		
Dining Room	UPDATE - 814				
Family Room	UPDATE - 814				

** Refer to Construction Summary

11. Fireplace

Living Room			Family Room			Other Room - Specify		
Purchased	As Per Plan	N/A	Purchased	As Per Plan	N/A	Purchased	As Per Plan	N/A
<input type="radio"/>	<input type="radio"/>	<input checked="" type="radio"/>	<input type="radio"/>	<input checked="" type="radio"/>	<input type="radio"/>	<input type="radio"/>	<input type="radio"/>	<input checked="" type="radio"/>
Fireplace Type			As Per Construction Specifications					
Mantle Type			MANTLE M2-STANDARD					
Colour / Stain			AS PER CONSTRUCTION SPECIFICATIONS					
Surround			GRIGIO CARNICO					
Hearth			N/A					

** Refer to Construction Summary

12. Heating and Air Conditioning

Air Conditioning	YES	Gas Provisions Stove	NO
Gas Provisions Dryer	NO	Gas Provisions Barbecue	NO

Comment

** Refer to Construction Summary

* AIR CONDITIONING

13. Electrical

Plugs and Switches	<input checked="" type="radio"/> White	Standard	Above Kitchen Cabinet Light	<input type="radio"/> Yes <input checked="" type="radio"/> No
Hood Fan	CYCLONE CHIMNEY 36" #SC51336		Below Kitchen Cabinet Light	<input checked="" type="radio"/> Yes <input type="radio"/> No
Appliances	Built in Cooktop	Built in Oven	Gas Stove	Microwave
	<input checked="" type="radio"/> Yes <input type="radio"/> No	<input checked="" type="radio"/> Yes <input type="radio"/> No	<input type="radio"/> Yes <input checked="" type="radio"/> No	<input checked="" type="radio"/> Yes <input type="radio"/> No
Dishwasher Rough-in	Yes			

** Refer to Construction Summary

14. General Comments

** Refer to Construction Summary

Disclaimers and Notes

- 1) Colours of all materials are as close as possible to builder's selection, but not necessarily identical due to variances in manufacturing.

2) Any extras listed above are null and void unless accompanied by a separate invoice/amendment. Said invoice must be paid in full.

3) The Purchaser agrees that this colour selection is final and that no changes will be permitted, unless required by the Vendor.

4) The Purchaser acknowledges reading and accepting document which contains other miscellaneous disclaimers.

5) In the event of a conflict between the Standard Features schedule of the Agreement of Purchase and Sale and the Interior Colour Scheme, the Interior Colour Scheme shall prevail.

Signature:

Date:


Signature:

Date:

Single Wall Oven

FPEW3077RF

30" Electric



Product Dimensions

Height	29"
Width	30"
Depth	24-3/4"

More Easy-To-Use Features

Dual Timers

Set two timers when cooking dishes simultaneously.

2-Hour Self-Clean

A powerful, quick clean for your oven in just 2 hours with PowerPlus® Self-Clean cycle.

Convection Conversion

Automatically converts the convection oven to the ideal cooking time for evenly cooked dishes.

PowerGlide™ Rack

Access warm dishes from your oven with ease — rack glides in and out of the oven smoothly.

Sabbath Mode (Star-K® Certified)


Available in:



Stainless
(F)

**Applies to baking foods on one rack with a cook time of 10 minutes or longer.*

Signature Features




PowerPlus® Convection

Powerful performance delivers consistent results. Evenly cooked dishes, every time, with PowerPlus® Convection Bake and Roast.




PowerPlus® Temperature Probe

Ensures great results the first time. Set and monitor dish temperature with the PowerPlus® Temperature Probe.



PowerPlus® No Preheat

Oven is ready in no time. Start baking immediately with PowerPlus® No Preheat.¹



Smudge-Proof™

Resists fingerprints and cleans easily.

Lot 576 R6 PH4

Pg 2 of 12

Single Wall Oven

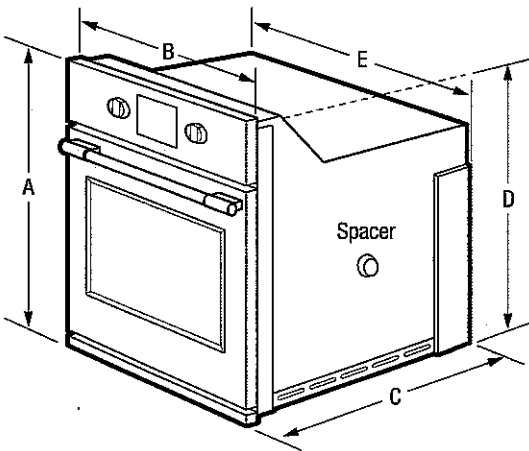
FPEW3077RF 30" Electric



Features	
Oven Control/Timing System	PrecisionPro™ Controls
Window	Extra-Large
Exterior Door Finish	Smudge-Proof™ Stainless Steel
Handle Design	Stainless Steel
Oven Cleaning System	Self-Clean
Oven Controls	
Bake/Broil	Yes/Variable (400 - 550 °F)
Convection Conversion	Yes
Convection Bake/Broil/Roast	Yes/No/Yes
Oven Preheat	PowerPlus® No Preheat
PowerPlus® Temperature Probe	Yes
Keep Warm	Yes
Self-Clean/Clean Options	Yes/2, 3, 4 Hours
Delay Clean	Yes
Kitchen Timer	Yes
Control Lock	Yes
Auto Oven Shut-Off	Yes
Oven Lock-Out	Yes
Oven Features	
Capacity (Cu. Ft.)	5.1
Convection System	PowerPlus® Convection
Oven Light	2 Halogen
Hidden Bake Element	Yes
Rack Configuration	1 Glide, 1 Handle, 1 Offset Rack
Baking System	Even Baking Technology
Broiling System	PowerPlus® Broil
Bake/Broil Element (Watts)	2,200/4,000
Optional Accessories	
10'-Long Armored Power Cable	PN# 903056-9010
Certifications	
A.D.A. Compliant¹	Yes
Sabbath Mode (Star-K® Certified)	Yes
Specifications	
Oven Interior (H x W x D)	18-5/8" x 24-1/8" x 19-1/2"
Power Supply Connection Location	Left Bottom Rear
Voltage Rating	240V / 208V / 60Hz
Connected Load (kW Rating) @ 240/208 Volts²	4.5/3.7
Amps @ 240/208 Volts	18.8/17.9
Minimum Circuit Required (Amps)	20
Approved for Under-Counter Installation	Yes
Shipping Weight (Approx.)	146 Lbs.

¹When properly installed, this model is A.D.A.-qualified based on the United States Access Board's A.D.A./A.B.A. Accessibility Guidelines and the Department of Justice's 2010 A.D.A. Standards for Accessible Design.

²Single phase 3- or 4-wire cable, 120/240 or 120/208 Volt, 60 Hertz AC only electrical supply with ground required on separate circuit fused on both sides of line.



NOTE: For planning purposes only. Always consult local and national electric codes. Refer to Product Installation Guide for detailed installation instructions on the web at frigidaire.com.



Product Dimensions		Cutout Dimensions	
A - Height	29"	Height (Min.)/(Max.)	26-3/4" / 28"
B - Width	30"	Width (Min.)/(Max.)	28-1/2" / 29"
C - Depth	24-3/4"	Depth (Min.)	24"
D - Height (Wrapper)	26-11/16"		
E - Width (Wrapper)	28-1/4"		
Depth with Door Open 90°	45-3/4"		

Accessories information available on the web at frigidaire.com

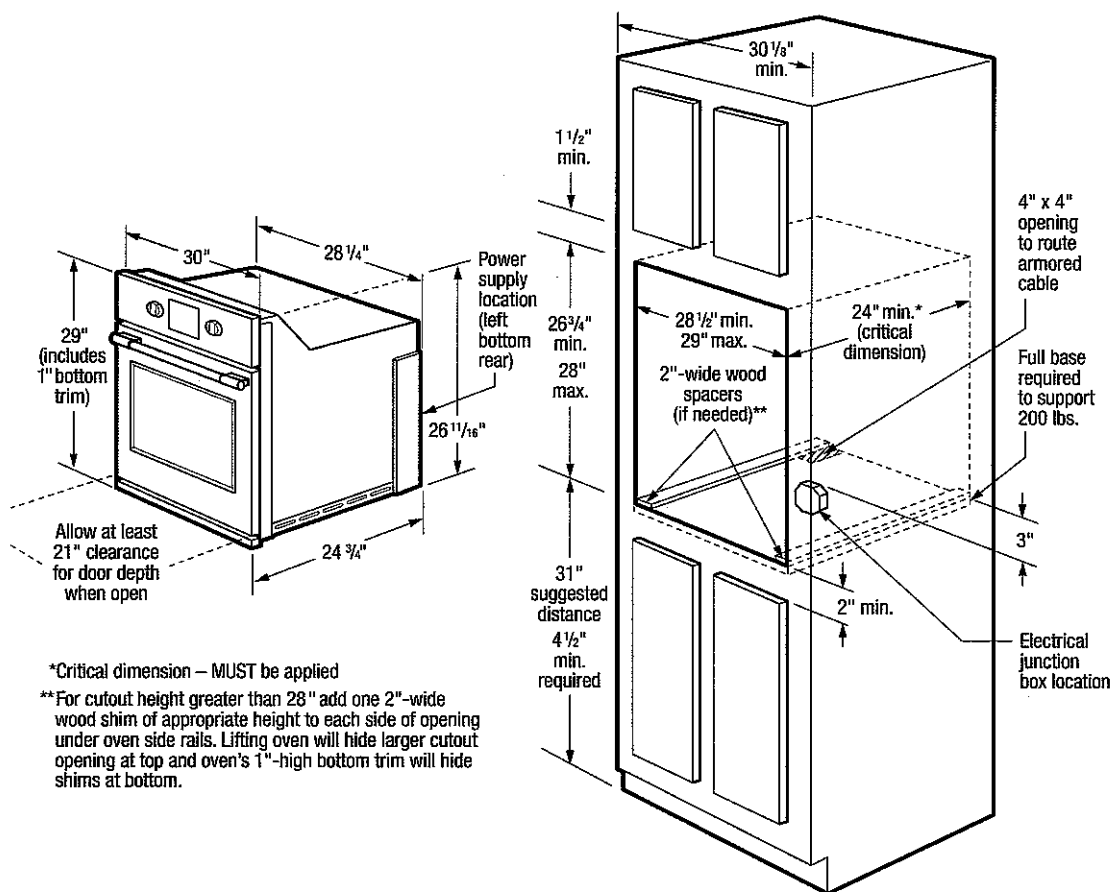
FRIGIDAIRE

USA • 10200 David Taylor Drive • Charlotte, NC 28262 • 1-800-FRIGIDAIRE • frigidaire.com
CANADA • 5855 Terry Fox Way • Mississauga, ON L5V 3E4 • 1-800-265-8352 • frigidaire.ca

FPEW3077R 12/16

© 2016 Electrolux Home Products, Inc.

Specifications subject to change.



Single Wall Oven Specifications

- Product Shipping Weight (approx.) – 146 Lbs.
- Single phase 3- or 4-wire cable, 120/240 or 120/208 Volt, 60 Hertz AC only electrical supply with ground required on separate circuit fused on both sides of line.
- Connected Load (kW Rating) @ 240/208 Volts = 4.5/3.7 kW
- Amps @ 240/208 Volts = 18.8/17.9 Amps
- Recommended Circuit Breaker – 20 Amps
- Always consult local and national electric codes.
- Minimum 21" clearance for oven door depth when open.
- Suggested distance from floor is 31". Minimum required distance is 4-1/2".
- Minimum 24" deep cutout dimension is critical for proper installation, to ensure that oven's faceplate will fit flush against cabinet front.
- To adapt oven to fit cutout height greater than 28", add one 2"-wide wood shim of appropriate height to each side of opening under oven side rails. Lifting oven will hide larger cutout opening at top and oven's 1"-high bottom trim will hide shims at bottom. (Standard 1"-High Bottom Trim included.)

- Full oven base of solid plywood or similar material required, capable of supporting 200 Lbs.
- Base must be level and cabinet front must be square.
- Single Wall Oven is NOT approved to be used in stackable or side-by-side installation.
- Single Wall Oven is approved to be used alone in under-counter installation or beneath any approved Frigidaire® gas or electric cooktop. (Refer to Gas or Electric Cooktop Installation Over 30"/27" Electric Single Wall Oven Specifications pages on web.)
- Single Wall Oven is approved to be used in combination with any Frigidaire® Warmer Drawer. (Refer to model-specific Warmer Drawer product page for Combination Installation Specifications.)
- Single Wall Oven is approved to be used in combination with any Frigidaire® Built-In Microwave Oven.

Note: For planning purposes only. Refer to Product Installation Guide on the web at frigidaire.com for detailed instructions.

Optional Accessories

- 10'-Long Armored Power Cable – (PN# 903056-9010).

FRIGIDAIRE

USA • 10200 David Taylor Drive • Charlotte, NC 28262 • 1-800-FRIGIDAIRE • frigidaire.com

CANADA • 5855 Terry Fox Way • Mississauga, ON L5V 3E4 • 1-800-265-8352 • frigidaire.ca

FPEW3077R 12/16

© 2016 Electrolux Home Products, Inc.

Accessories information available on the web at frigidaire.com



Specifications subject to change.

FRIGIDAIRE


PROFESSIONAL

FPMO3077TF

Lot 576 R-6 PH4
pg 4 of 12

MICROWAVE
30" BUILT-IN WITH CONVECTION

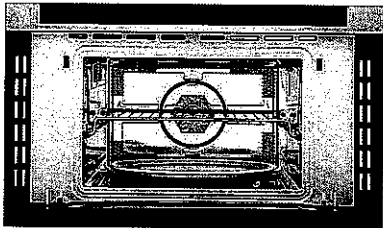
Smudge-Proof
Stainless Steel



AVAILABLE COLORS



SIGNATURE FEATURES




PowerPlus™ 2-in-1 Convection
Oven or Microwave

Get the great-tasting results of a conventional convection oven combined with the speed of microwave technology with the PowerPlus™ 2-in-1 Convection Microwave Oven.



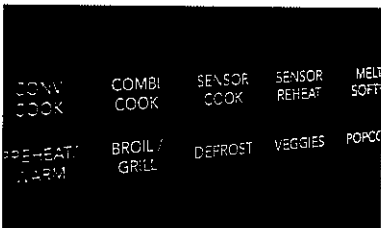
PowerSense™ Cooking Technology

Results you can trust. PowerSense™ Cooking Technology automatically senses ideal time and power levels.



Smudge-Proof™ Stainless Steel

Resists fingerprints and cleans easily.



PowerSense™ Auto Defrost

Take the guesswork out of defrosting meat, poultry, or fish with PowerSense™ Auto Defrost.

PRODUCT DIMENSIONS

Height	19"
Width	29-13/16"
Depth	23"

MORE EASY-TO-USE FEATURES

PowerSense™ Broil & Grill

Grill fresh or frozen pizza at the touch of a button.

PowerBright® LED Lighting

See the power. See the results in action. LED interior microwave light stays on while your dish cooks.

Keep Warm

Consistently keep your dishes warm, for up to 90 minutes, until everything and everyone is ready.

Drop-Down Door

Faster, easier access to what you are cooking with Drop-Down Door configuration.

Adjustable Timer

Now you can adjust the cooking time of your dish while it's cooking. The adjustable timer allows you to add 30 seconds on the timer.

Lot 576 PH4 R6
pg 5 of 12

FPMO3077TF
MICROWAVE
30" BUILT-IN WITH CONVECTION

FRIGIDAIRE
PROFESSIONAL.

FEATURES

Control/Timing System	Pro-Select*
Exterior Door Finish	Smudge-Proof™ Stainless Steel
Handle Design	Stainless Steel
Microwave Capacity (Cu.Ft.)	1.6
PowerPlus™ Convection	Yes
Watts (IEC-705 Test Procedure)	1,000
Interior LED Light	Yes
Interior Color	Stainless Steel
Turntable Diameter	14-3/16"
Control Lock	Yes
Clock	Yes
Touch Pad Buttons	28
Power Levels	High (1-9)
Accessory Metal Rack	Yes

MICROWAVE CONTROL OPTIONS

Popcorn Button	Yes
Sensor Cook Button	Yes
Sensor Reheat Button	Yes
Broil/Grill	Yes
Preheat/Warm	Yes
Melt & Soften Options	4
Auto Defrost Options	3
Multi-Stage Cooking Option	Yes
Keep Warm	Yes
Add 30 Seconds	Yes
Sensor Cooking Options	5
Sensor Reheat Options	5
Vegetable Cook Sensor	Yes
User Preferences	Yes
Adjustable Timer	Yes

POWER RATINGS

Frequency (MHz)	2,450
Watts @ 120 Volts	1,750
Amps @ 120 Volts	15.5

SPECIFICATIONS

Oven Interior (HxWxD)	9-27/32"x16-1/2"x16-1/2"
Power Supply Connection Location	Right Top Rear
Voltage Rating	120V/60Hz/20A
Connected Load (kW Rating) @ 120 Volts ¹	1.75
Minimum Circuit Required (Amps)	20
Plug Type (NEMA)	LCD1 (5-20P)
Shipping Weight (Approx.)	100 Lbs.

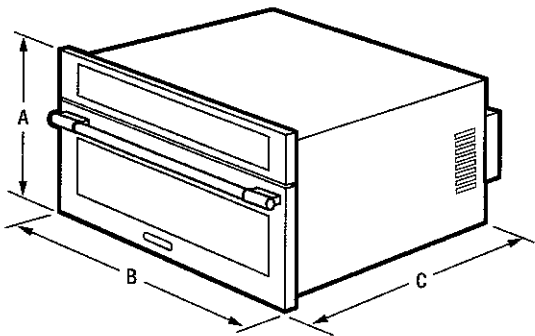
¹For use on adequately wired 120V, dedicated circuit having 2-wire service with a separate ground wire. Appliance must be grounded for safe operation.

PRODUCT DIMENSIONS

A-Height	19"
B-Width	29-13/16"
C-Depth	23"

CUTOUT DIMENSIONS

Height (Min. - Max.)	17-3/4" - 18"
Width (Min. - Max.)	28" - 28-3/8"
Depth (Min.)	22"

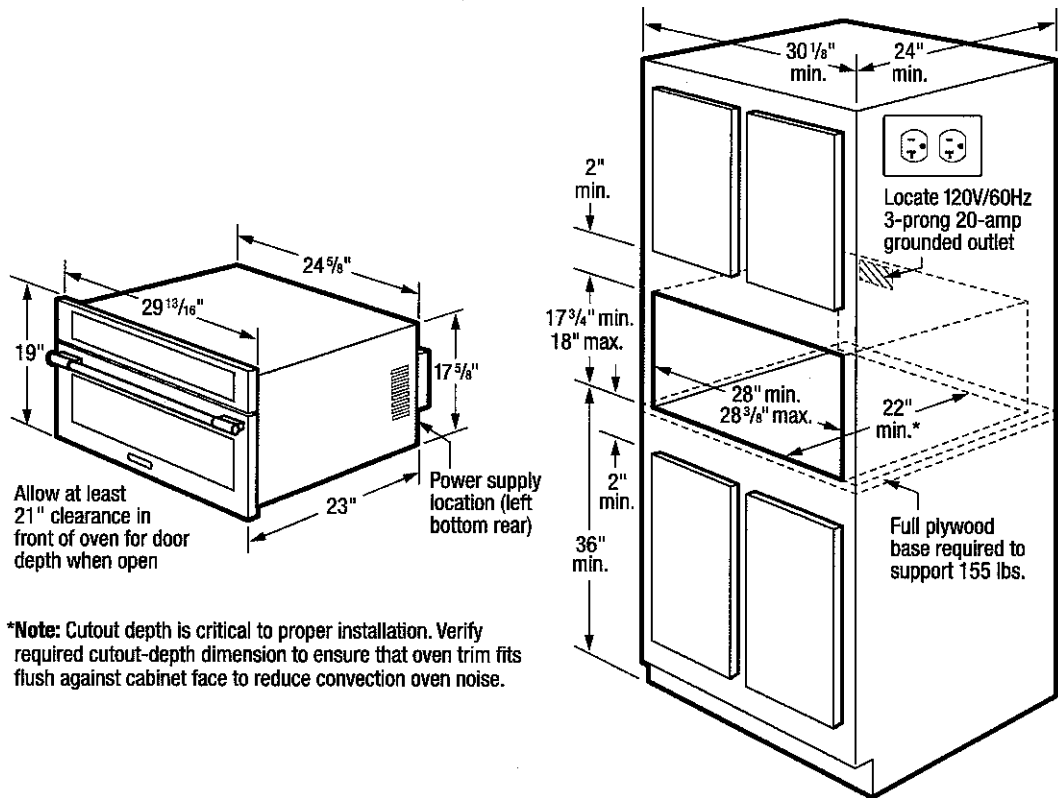


Note: For planning purposes only. Always consult local and national electric, gas and plumbing codes. Refer to Product Installation Guide for detailed installation instructions on the web at frigidaire.com / frigidaire.ca. Specifications subject to change. Accessories information available on the web at frigidaire.com / frigidaire.ca

FRIGIDAIRE

USA • 10200 David Taylor Drive • Charlotte, NC 28262 • 1-800-FRIGIDAIRE • frigidaire.com
CANADA • 5855 Terry Fox Way • Mississauga, ON L5V 3E4 • 1-800-265-8352 • frigidaire.ca

FPMO3077T 10/18
©2017 Electrolux Home Products, Inc.



INSTALLATION SPECIFICATIONS

- Product Shipping Weight (Approx.) - 100 Lbs.
- Voltage Rating - 120V/60 Hz/20 Amps
- Connected Load (kW Rating) @ 120 Volts = 1.75 kW
(For use on adequately wired 120V, dedicated circuit having 2-wire service with a separate ground wire. Appliance must be grounded for safe operation.)
- Amps @ 120 Volts = 20 Amps
- Always consult local and national electric codes.
- Microwave can stand alone on countertop or be built in with optional 30" or 27" Trim Kit (ordered by individual part number) which includes Bottom Duct Assembly - shipped in separate box.
- Allow 21" minimum clearance for 90° door swing.
- Minimum 22" deep oven cutout dimension is critical for proper installation for oven and faceplate to fit flush against cabinet front.
- Consult local building code, in the event that cutout opening may be required to be enclosed with sides, ceiling and rear partition.
- Full oven base of solid plywood or similar material required, capable of supporting 155 Lbs.
- Base must be level and front of cabinet square for proper operation.
- Can NOT be installed above any gas wall oven.
- Built-In Microwave is approved to be used in combination with any Frigidaire® Electric Single Wall Oven and/or Warmer Drawer. (Refer to model-specific Combination Installation Specification pages on web.)
- When used in combination with another Frigidaire® built-in product, a minimum clearance of 2" is required from the bottom of the microwave cutout to the top edge of the companion product's faceplate. Please refer to companion product's installation instructions for cutout dimensions.



FRIGIDAIRE


USA • 10200 David Taylor Drive • Charlotte, NC 28262 • 1-800-FRIGIDAIRE • frigidaire.com
CANADA • 5855 Terry Fox Way • Mississauga, ON L5V 3E4 • 1-800-265-8352 • frigidaire.ca

Note: For planning purposes only. Always consult local and national electric, gas and plumbing codes. Refer to Product Installation Guide for detailed installation instructions on the web at frigidaire.com / frigidaire.ca. Specifications subject to change. Accessories information available on the web at frigidaire.com / frigidaire.ca

FPMO3077T 10/18
© 2017 Electrolux Home Products, Inc.

Frigidaire Professional

Lot 576 R6 PH4
p97 of 12



French Door Refrigerator

22.6 Cu. Ft. French Door Counter-Depth Refrigerator

PRFC2383AF

Available Colors : Stainless Steel

Version : 01/22

Refrigerator

Adjustable Temperature Drawer	Yes
Air Filter	Yes
Crisper Color	Smokey
Dairy Bin	No
Door Bin Color	Smokey
Humidity Controls	Automatic
Interior Lighting	LED
Produce Keeper Ready	Yes
Produce Keeper Included	Yes
Shelf Material	Glass
Water Filter	Yes
Number of Adjustable Gallon Plus Door Bins	3
Number of Fixed Condiment Door Bins	3
Number of Fixed Gallon Door Bins	1
Number of Other Door Bins	2
Total Number of Door Bins	9
Number of Adjustable Shelves	2
Number of Fixed Shelves	1
Number of Crispers	2

Freezer

Auto Close Drawer	Yes
Automatic Defrost	Yes
Basket Divider	Yes
Baskets / Bins Color	White
Interior Lighting	LED
Shelf Material	Glass
Number of Baskets / Bins	1
Number of Pull Out Shelves	1
Total Number of Shelves	1

Ice Maker

Ice Maker	Yes
Ice Maker Location	Fresh Food Section
Ice Shape	Square

Second Ice Maker	Yes
------------------	-----

Controls

Air Filter Indicator	Yes
Control Location	Side of Door
Digital Display	Yes
Door Ajar Alarm	Yes
Ice Maker On/Off	Yes
Power Failure Alarm	Yes
Power On/Off	Yes
Sabbath Mode	Yes
Second Control Location	Dispenser
Water Filter Indicator	Yes

Dispenser

Crushed Ice	Yes
Cube Ice	Yes
Dispenser	Yes
Dispenser Height	10 4/10"
Light Control	Yes
Water	Yes

Exterior

Counter-Depth	Yes
Door Finish	Smooth
Door Stops	Yes
Front Rollers	Yes
Rear Rollers	Yes

Dimensions and Volume

Height With Hinge	70"
Height Without Hinge	68 3/10"
Width	36"
Width of Cabinet	35 6/10"
Depth of Cabinet	23 6/10"
Depth With Door	28 1/2"

frigidaire.com frigidaire.ca
frigidaire.com frigidaire.ca

frigidaire.com
frigidaire.ca

Lot 576 R-6 PH4
pg 8 of 12

22.6 Cu. Ft. French Door Counter-Depth Refrigerator

PRFC2383AF

Version : 01/22

Depth With Door 90° Open	43 1/2"
Depth With Door and Handle	30 8/10"
Freezer Capacity	7.1 Cu. Ft.
Fresh Food Capacity	15.5 Cu. Ft.
Total Capacity	22.6 Cu. Ft.

Electrical Specifications

Amps @ 120 Volts	3.3 Amps
Minimum Circuit Required	15 Amps

General Specifications

Condenser Type	Dynamic
Cooling System	Single Evaporator
Leveling Legs	Yes
Refrigerant Type	R-600A
Warranty - Labor	1 Year
Warranty - Parts	1 Year

Performance Certifications and Approvals

ENERGY STAR Certified	Yes
-----------------------	-----

Safety Certifications and Approvals

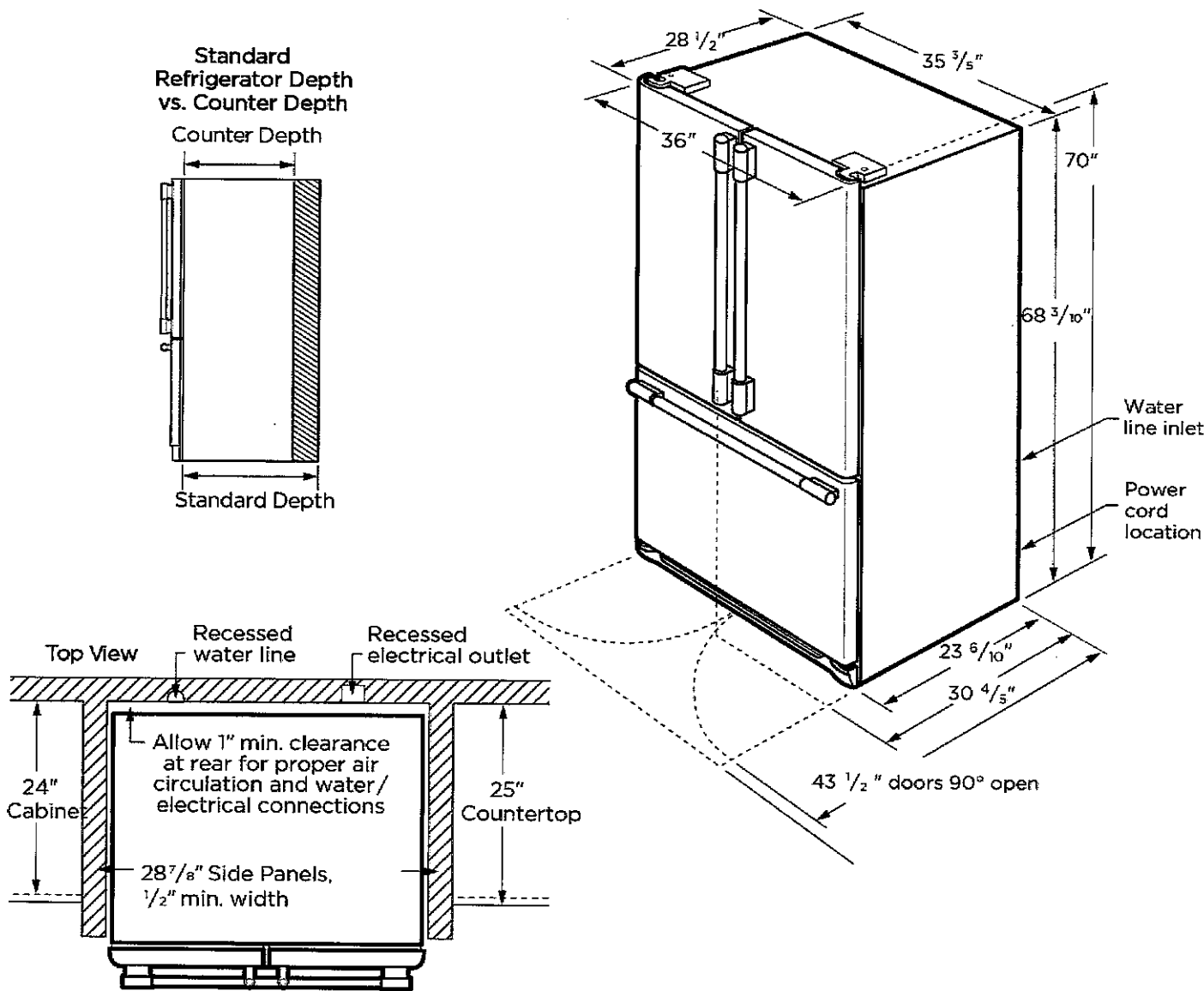
CSA Listed	Yes
------------	-----

22.6 Cu. Ft. French Door Counter-Depth Refrigerator

PRFC2383AF

Version : 01/22


Lot 576 R6 PH4
pg 9 of 12



Built-In Cooktop

FPIC3677RF


36" Induction



Signature Features



Maximize Your Time
PowerPlus™ Induction Technology boils water in less than 2 minutes so you can shave time off of cooking dinner every day.¹



Gas Benefits, Without the Remodel
Our PowerPlus™ Induction Cooktop offers the the speed, control and consistency of gas, without requiring the converting of your kitchen from electric to gas.



Flexible Cooking
SpacePro™ Bridge Element allows you to cook two separate dishes at once, or combine elements for large pots or griddle use. The cooktop adapts to the size of the pan whether it's a small pot, a large frying pan or a griddle.



Consistent Results
Even heat eliminates hot spots and delivers consistent results for creating delicious, evenly cooked foods like steaks and omelettes.

Product Dimensions

Width	36"
Depth	20-1/8"
Height	2-7/8"

More Easy-To-Use Features

Cool Cooktop, Simple Cleanup
Cool-to-the-touch cooktop generates heat directly to the pan, not the cooktop, so spills can't burn on.

Controlled Cooking
Adjusts from a powerful boil to a gentle simmer instantly — ideal for rice, soups and sauces.

Professional-Grade Controls
Heavy-duty knobs deliver precise temperature control, whether you're simmering, sautéing, searing or boiling.

Efficient Use of Power
The cooktop heats the pan directly so less heat is lost in the cooking process.

Cookware Compatible
Induction-friendly cookware includes most stainless steel or iron-based cookware. If a magnet sticks to the bottom of the cookware, it's compatible.

Available in:

Stainless
(F)

Elements	Size	Watts
Right Front	10"	2,500/3,800
Right Rear	6"	1,450/2,000
Left Bridge	7"	1,800/2,600
Left Rear	7"	1,800/2,600
Center	8"	2,300/3,200

¹10" induction right burner, 6 qt./10" diameter pot, 1 qt. tepid water.

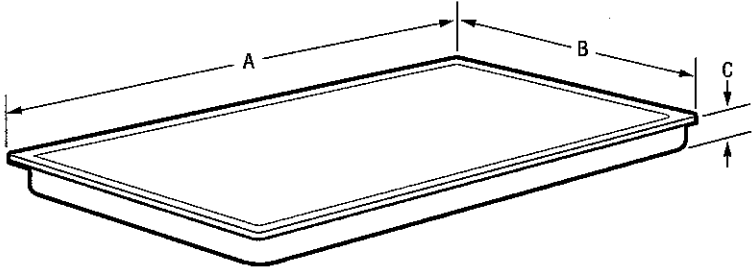
Lot 576 R6 PH4
pg 11 of 12

Features	
Controls	Pro-Select® Controls
Surface Type	Black Ceramic Glass
Right Front Element (Watts)	10" - 2,500/3,800
Right Rear Element (Watts)	6" - 1,450/2,000
Left Bridge Element (Watts)	7" - 1,800/2,600
Left Rear Element (Watts)	7" - 1,800/2,600
Center (Watts)	8" - 2,300/3,200
Hot Surface Indicators	Yes
Control Location	Center Front
Knob Color	Stainless
Knob Type	Cast Metal
Certifications	
A.D.A. Compliant¹	Yes
Specifications	
Power Supply Connection Location	Right Rear
Voltage Rating	240V/208V/60Hz
Connected Load (kW Rating) @ 240/208 Volts²	12.0/10.4
Amps @ 240/208 Volts	50/50
Minimum Circuit Required (Amps)	50
Approved for Electric Single Wall Oven Combination Installation³	Yes
Shipping Weight (Approx.)	53 Lbs.

¹When properly installed, this model is A.D.A. qualified based on the United States Access Board's A.D.A./A.B.A. Accessibility Guidelines and the Department of Justice's 2010 A.D.A. Standards for Accessible Design.

²Single phase 3- or 4-wire cable, 120/240 or 120/208 Volt, 60 Hertz AC only electrical supply with ground required on separate circuit fused on both sides of line.

³Cooktops are approved for installation above any of our Electric Single Wall Ovens.



NOTE: For planning purposes only. Always consult local and national electric codes. Refer to Product Installation Guide for detailed installation instructions on the web at frigidaire.com.



Product Dimensions		Cutout Dimensions	
A - Width	36"	Width (Min.)/(Max.)	33-7/8" / 34"
B - Depth	20-1/8"	Depth (Min.)/(Max.)	19-1/8" / 19-1/4"
C - Height	2-7/8"	Height	3-5/8"

Granite Countertop
Installation Kit available.

Accessories information available
on the web at frigidaire.com

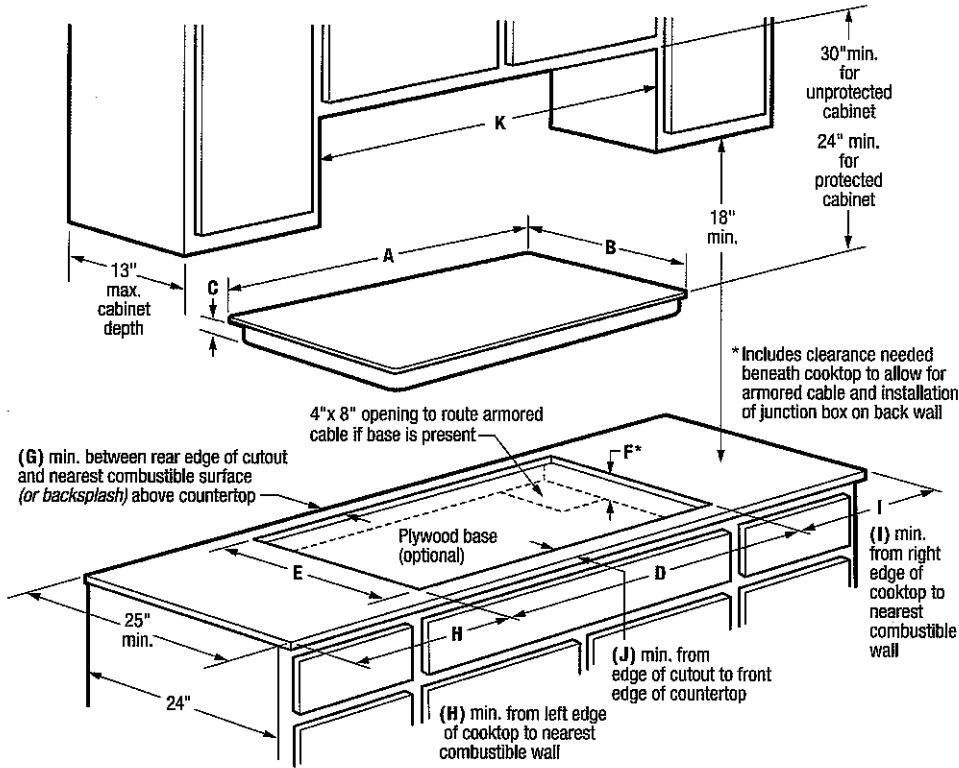
FRIGIDAIRE

USA • 10200 David Taylor Drive • Charlotte, NC 28262 • 1-800-FRIGIDAIRE • frigidaire.com
CANADA • 5855 Terry Fox Way • Mississauga, ON L5V 3E4 • 1-800-265-8352 • frigidaire.ca

FPIC3677R 01/16

© 2016 Electrolux Home Products, Inc.

Specifications
subject to change.



Product Dimensions			Required Clearances			
A - Width	B - Depth	C - Height	G (min.)	H (min.)	I (min.)	J (min.)
36"	20-1/8"	2-7/8"	2"	2"	2"	2-1/2"
Product Cutout Dimensions			K - Cabinet Opening Width (min.)	Utility Connection Locations		
D - Width (min. - max.)	E - Depth (min. - max.)	F - Height (min.)*		Power Supply		
33-7/8" - 34"	19-1/8" - 19-1/4"	3-5/8"	36"	Right Rear		

Built-In Cooktop Specifications

- Product Shipping Weight (approx.) - 53 Lbs.
- Single phase 3- or 4-wire cable, 120/240 or 120/208 Volt, 60 Hertz AC only electrical supply with ground required on separate circuit fused on both sides of line.
- Connected Load (kW Rating) @ 240/208 Volts = 12.0/10.4kW
- Amps @ 240/208 Volts = 50/50 Amps
- Recommended Circuit Breaker - 40 Amps
- Always consult local and national electric codes.
- Cooktop cutout height includes clearance needed beneath cooktop to allow for armored cable and installation of junction box on back wall. Position center of junction box 10" inward from right side of cooktop cutout, and 12" down from underside of countertop.
- Overhead cabinetry should not exceed a 13" maximum depth.
- Absolute minimum horizontal distance between overhead cabinets installed to either side of appliance must be no less than 36".
- Allow 30" minimum clearance between top of cooktop platform and bottom of unprotected wood or metal overhead cabinet; or 24" minimum clearance when bottom of wood or metal overhead cabinet is protected by not less than 1/8" flame-retardant millboard covered with not less than No. 28 MGS sheet steel, 0.015" stainless steel, 0.024" aluminum or 0.020" copper.

- Allow 2" minimum clearance between rear edge of cutout and nearest combustible surface (or backsplash) above countertop.
- Allow 2" minimum required clearance from left edge of cooktop to nearest combustible wall and 2" minimum from right edge of cooktop to nearest combustible wall.
- Installation of drawer not recommended beneath cooktop.
- To reduce risk of fire when using overhead cabinetry, install range hood that projects horizontally a recommended minimum of 5" beyond bottom of cabinets.
- Electric Built-In Cooktop model FPIC3677R is approved to be used over any Frigidaire® Electric Single Wall Oven. (Refer to Electric Cooktop Installation Over 30"/27" Electric Single Wall Oven Specifications page on web.)

Note: For planning purposes only. Refer to Product Installation Guide on the web at frigidaire.com for detailed instructions.

Optional Accessories

- Granite Countertop Installation Kit - (PN # 903061-9010).

FRIGIDAIRE

USA • 10200 David Taylor Drive • Charlotte, NC 28262 • 1-800-FRIGIDAIRE • frigidaire.com
CANADA • 5855 Terry Fox Way • Mississauga, ON L5V 3E4 • 1-800-265-8352 • frigidaire.ca
FPIC3677R 01/16

© 2016 Electrolux Home Products, Inc.

Accessories information available on the web at frigidaire.com



Specifications subject to change.