

CONSTRUCTION SUMMARY

REVISED

Mountainview Heights 3 (G) - Russell Gardens Building Ltd.

JUN 7 4 2022

PURCHASERS: Iqra UMAIR and Umair ALTAF // Sumair ALTAF // Adan SUMA

TEL:

LOT / PHASE 561 / 4	REG. PLAN # 62M-1266	HOUSE TYPE Springfield One S (4 Bed with Guest Suite) Elev 2		
------------------------	-------------------------	---	--	--

CABINETRY

1 - FRIDGE RELOCATED TO SERVERY ** SEE SKETCH FOR LOCATION 21Jun22 Note:	
1 - BAR FRIDGE PROVISION AT KITCHEN SERVERY - SEE SKETCH 20Jun22 Note:	
1 - KITCHEN - DELETE CABINETS ABOVE STOVE - VENDOR WILL SUPPLY 6 INCH VENT AS PER CONSTRUCTION SPECIFICATIONS AND VENT MAY NOT BE IN THE APPROPRIATE LOCATION FOR INSTALLATION OF PURCHASER SUPPLIED VENT - PURCHASER TO SUPPLY OWN FAN AFTER CLOSING 20Jun22 Note: TEMPORARY HOOD FAN MAY BE PROVIDED	

CABINETRY ACCESSORIES

1 - KITCHEN CABINETRY BASE - COOKTOP CABINET WITH POT DRAWERS (2 DRAWERS) - STANDARD 20Jun22 Note:	
1 - KITCHEN CABINETRY - BUILT-IN MICROWAVE/OVEN COMBO - STANDARD 20Jun22 Note: INSTALL ON STOVE WALL *SEE SKETCH	
1 - KITCHEN CABINETRY BASE - PULLOUT WIRE SPICE RACK - PRICE IS EACH 20Jun22 Note: INSTALL ON LEFT SIDE OF COOKTOP CABINET - IF CONSTRUCTION PERMITS	
1 - KITCHEN CABINETRY UPPER - FULL DEPTH ABOVE FRIDGE - WITH GABLES - 600MM - PRICE IS EACH - STANDARD CABINETRY 20Jun22 Note:	

CERAMIC TILE

1 - TILE - UPGRADE 1 FLOOR TILE - - LAUNDRY ROOM 20Jun22 Note:	
1 - TILE - UPGRADE 1 FLOOR TILE - - SIDE GARAGE ENTRY 20Jun22 Note:	
1 - TILE - UPGRADE 1 FLOOR TILE - -GUEST ENSUITE - SHOWER WALL 20Jun22 Note:	
1 - TILE - UPGRADE 1 FLOOR TILE - -GUEST ENSUITE - FLOOR AREA 20Jun22 Note:	
1 - TILE - UPGRADE 1 FLOOR TILE - - KITCHEN 20Jun22 Note:	
1 - TILE - UPGRADE 1 FLOOR TILE - - FOYER 20Jun22 Note:	
1 - GROUT COLOUR - UPGRADE GROUT COLOUR THROUGHOUT - FLAT FEE 20Jun22 Note:	
1 - TILE - UPGRADE 1 WALL TILE - - ENSUITE BATHROOM - SHOWER WALL 20Jun22 Note:	
1 - TILE - UPGRADE 1 FLOOR TILE - - ENSUITE BATHROOM - FLOOR 20Jun22 Note:	
1 - UPGRADE 1 TILE - WALL TILE- BATH #3/4 SHOWER WALL 20Jun22 Note:	
1 - TILE - UPGRADE 1 FLOOR TILE - - BATHROOM 3/4 - FLOOR 20Jun22 Note:	

CONSTRUCTION SUMMARY

Mountainview Heights 3 (G) - Russell Gardens Building Ltd.

PURCHASERS: Iqra UMAIR and Umair ALTAF // Sumair ALTAF // Adan SUMA

TEL:

LOT / PHASE	REG. PLAN #	HOUSE TYPE		
561 / 4	62M-1266	Springfield One S (4 Bed with Guest Suite) Elev 2		
1 - UPGRADE 1 TILE - WALL TILE - BATH #2 / FLEX SHOWER WALL 20Jun22 Note:				
1 - TILE - UPGRADE 1 FLOOR TILE - - BATHROOM 2 /FLEX - FLOOR 20Jun22 Note:				
1 - DELETE ALL CERAMIC BATHROOM ACCESSORIES - DELETE TOWEL BAR, PAPER HOLDER & SOAP DISH THROUGHOUT 20Jun22 Note:				

CONSTRUCTION

1 - OAK STAIRS TO BASEMENT FROM MAIN FLOOR-NATURAL FINISH 28Jun21 Note: UPGRADED TO STAINED STAIRS (FROM NATURAL) - JUNE 20/22	
1 - SMOOTH CEILINGS ON FIRST FLOOR ONLY - DET 28Jun21 Note:	
1 - PROVISION FOR SHAMPOO NICHE APPROX. 14" WIDE X 20" HIGH AS PER SKETCH – IF CONSTRUCTION PERMITS 28Jun21 Note: MASTER ENSUITE-----	

COUNTER TOP

1 - SHAMPOO NICHE 14" WIDE X 20" HIGH AS PER SKETCH – MARBLE, GRANITE OR QUARTZ – IF CONSTRUCTION PERMITS - REQUIRES PROVISION FROM CONSTRUCTION 28Jun21 Note: SUPPLY & INSTALL	
---	--

DOORS AND TRIM

1 - TRIM - UPGRADE 2- 7-¼" BASEBOARD AND 3" CASING - BB ONE STEP 20Jun22 Note: BB ONE STEP CASING WITH 7 1/4 ONE STEP BASEBOARD	
27 - DOORS INTERIOR - FOR 8 OR 9 FOOT CEILING - LINCON SMOOTH HALLOW IN LIEU OF STANDARD SERIES - PRICE IS PER DOOR 20Jun22 Note:	

ELECTRICAL

1 - FRIDGE RELOCATED TO SERVERY ** SEE SKETCH FOR LOCATION 21Jun22 Note:	
1 - BUILT IN OVEN AND COOKTOP PROVISION - PROVISION ONLY - ELECTRICAL ONLY 20Jun22 Note: INSTALL ON STOVE WALL *SEE SKETCH	
1 - PLUG - ELECTRICAL PLUG - FOR FUTURE BAR FRIDGE AT KITCHEN SERVERY ***SEE SKETCH FOR LOCATION 20Jun22 Note:	
1 - LIGHT AND SWITCH - NO FIXTURE INCLUDED - LIVING ROOM CENTER IN LIVING RM - CONSTRUCTION PERMITTING 20Jun22 Note:	
1 - ADD LIGHT AND SWITCH - CENTER ABOVE KITCHEN ISLAND -NO FIXTURE INCLUDED *SEE SKETCH 20Jun22 Note: STANDARD KITCHEN AREA WORK LIGHT AND BREAKFAST AREA LIGHT TO REMAIN ON SEPARATE SWITCHES.	
1 - PLUG - ELECTRICAL PLUG - FOR FUTURE TV --- FAMILY INSTALL ABOVE FIREPLACE 20Jun22 Note:	
1 - PLUG - ELECTRICAL PLUG WITH GFI AND SWITCH - FOR FESTIVE LIGHTING 28Jun21 Note:	
1 - 200 AMP ELECTRICAL SERVICE 28Jun21 Note:	

FIREPLACE AND ACCESSORIES

CONSTRUCTION SUMMARY

Mountainview Heights 3 (G) - Russell Gardens Building Ltd.

PURCHASERS: Iqra UMAIR and Umair ALTAF // Sumair ALTAF // Adan SUMA

TEL:

LOT / PHASE	REG. PLAN #	HOUSE TYPE		
561 / 4	62M-1266	Springfield One S (4 Bed with Guest Suite) Elev 2		
1 - GAS LINE ROUGH-IN FOR STOVE (INCLUDES ELECTRICAL OUTLET) - FIRST FLOOR				
20Jun22 Note:				

HARDWOOD FLOORING

1 - HARDWOOD - GROUP B SERIES 5 INCH - IN LIEU OF 2 1/4 INCH NATURAL RED OAK - - GUEST SUITE	
20Jun22 Note:	
1 - HARDWOOD - GROUP B SERIES 5 INCH - IN LIEU OF 2 1/4 INCH NATURAL RED OAK - - FAMILY ROOM	
20Jun22 Note:	
1 - HARDWOOD - GROUP B SERIES 5 INCH - IN LIEU OF 2 1/4 INCH NATURAL RED OAK - - DINING ROOM	
20Jun22 Note:	
1 - HARDWOOD - GROUP B SERIES 5 INCH - IN LIEU OF 2 1/4 INCH NATURAL RED OAK - - LIVING ROOM	
20Jun22 Note:	
1 - HARDWOOD - GROUP B SERIES 5 INCH - IN LIEU OF 2 1/4 INCH NATURAL RED OAK - - MAIN HALL	
20Jun22 Note:	

PAINTING

1 - UPGRADE TRIM PAINT - WHITE	
20Jun22 Note:	

PLUMBING

1 - MOEN SOAP DISPENSER - CHROME FINISH #S3946	
**RIGHT SIDE OF SINK - IF CONSTRUCTION PERMITS	
20Jun22 Note:	
2 - 5 FOOT SHOWER WITH SLIDING GLASS CHROME DOORS IN LIEU OF TUB	
28Jun21 Note: ADD IN GUEST SUITE AND ENSUITE 3/4	
1 - WATER LINE FOR FRIDGE - ROUGH-IN ONLY	
28Jun21 Note:	
4 - TOE TESTER - ADD TOE TESTER TO SHOWER	
28Jun21 Note:	

PROMOTIONAL

1 - LESS CREDIT FROM PURCHASER EXTRA SHEET IN OFFER	
28Jun21 Note:	

STAIRS AND RAILINGS

1 - V GROOVE HANDRAIL	
20Jun22 Note:	
1 - EUROLINE 0 - BLACK	
20Jun22 Note:	
1 - STAINED STAIRS – STANDARD STAIRCASE - PRICE IS PER SET (MAIN FLOOR TO BASEMENT)	
20Jun22 Note:	
1 - STAINED STAIRS – STANDARD STAIRCASE - PRICE IS PER SET	
20Jun22 Note:	

CONSTRUCTION SUMMARY

Mountainview Heights 3 (G) - Russell Gardens Building Ltd.

PURCHASERS: Iqra UMAIR and Umair ALTAF // Sumair ALTAF // Adan SUMA

TEL:

LOT / PHASE	REG. PLAN #	HOUSE TYPE		
561 / 4	62M-1266	Springfield One S (4 Bed with Guest Suite) Elev 2		

EXTRAS AS PER OFFER

(I) The Vendor agrees that notwithstanding any other term or provision in this Agreement included in the Purchase Price and in addition to those items detailed in Schedule GP to the Agreement of Purchase and Sale, the Purchaser is entitled to a credit of <i>Worksheet Note:</i>	
PURCHASER(S) ACKNOWLEDGES THAT THE PURCHASE PRICE IS INCLUSIVE OF ALL CREDITS AND PROMOTIONAL PACKAGES AVAILABLE AT TIME OF PURCHASE. <i>Worksheet Note:</i>	
Granite kitchen counter top, from Vendor?s standard samples <i>Worksheet Note:</i>	

This Document is Extremely Time Sensitive - Printed 21 Jun 22 at 16:46

Purchasers: Iqra UMAIR & Umair ALTAF // Sumair ALTAF // AdProperty: 561

Telephone Res. / Bus: /

Decor Advisor: Giulia Di Girolamo

Lock Date: 20-Jun-22

Project: Russell Gardens Building Ltd.

Model and Elevation: Springfield One S (4 Bed with Guest Suite

20-Jun-22

Plan #: 62M-1266

Layout Changes: ☐ Yes ☒ No

Sketch Attached: ☒ Yes ☐ No

Exterior Colour Scheme:

1. Cabinetry

	Style and Colour	Hardware
Kitchen / Breakfast	DORAL WHITE W500	464SA
Laundry Room	ELISSE	Standard
Powder Room	N/A	
Master Ensuite Bathroom	DORAL WHITE W500	464SA
Ensuite 2 / Flex	DORAL WHITE W500	464SA
Ensuite Bath - Bedroom 3/4	DORAL WHITE W500	464SA
Guest Ensuite	DORAL W-500	464SA

Appliances:

Built In Appliances ☒ Yes ☐ No

Slide In Stove ☐ Yes ☒ No

Dishwasher Cabinet ☐ Closed ☒ Open

41" Upper Cabinets ☒ Yes ☐ No

Please NOTE: Standard Cabinet Height is 30"

Stove Opening 36" - SEE SPECS

NOTE: If not specified, opening will be set to builder's standard opening of approximately 30" width

Fridge Opening STANDARD OPENING

NOTE: If not specified, opening will be set to builder's standard opening of approximately 37" width x 74" height

** Refer to Construction Summary

2. Counters

	Counter	Edge
Kitchen / Breakfast	GRANITE-GRIGIO SARDO	#360
Laundry Room		
Powder Room	N/A	
Master Ensuite Bathroom	LAMINATE-PALOMA POLAR 6698-46	
Ensuite 2 / Flex	LAMINATE-PALOMA POLAR 6698-46	
Ensuite Bath - Bedroom 3/4	LAMINATE-PALOMA POLAR 6698-46	
Guest Ensuite	LAMINATE-PALOMA POLAR 6698-46	

** Refer to Construction Summary

I.U

I.U

Initials: _____

Purchasers: Iqra UMAIR & Umair ALTAF // Sumair ALTAF // Ac

Property: 561

Telephone Res. / Bus: /

Project: Russell Gardens Building Ltd.

Decor Advisor: Giulia Di Girolamo

Model and Elevation: Springfield One S (4 Bed with Guest Suite

Lock Date: 20-Jun-22

20-Jun-22

Plan #: 62M-1266

3. Ceramic Flooring

		At a 45	Threshold-If App.
Entrance Vestibule	MARMORE CARRARA 12X24	<input type="checkbox"/>	#50 TITANIUM GROUT -
Main Hall	N/A	<input type="checkbox"/>	
Kitchen / Breakfast	MARMORE CARRARA 12X24	<input type="checkbox"/>	#50 TITANIUM GROUT -
Laundry Room	MARMORE CARRARA 12X24	<input type="checkbox"/>	#50 TITANIUM GROUT
Powder Room	N/A	<input type="checkbox"/>	
Master Ensuite Bathroom	MARMORE CARRARA 12X24	<input type="checkbox"/>	#50 TITANIUM GROUT -
Ensuite Bath - Bedroom 2	MARMORE CARRARA 12X24	<input type="checkbox"/>	#50 TITANIUM GROUT -
Ensuite Bath - Bedroom 3/4	MARMORE CARRARA 12X24	<input type="checkbox"/>	#50 TITANIUM GROUT -
Guest Ensuite	MARMORE CARRARA 12X24	<input type="checkbox"/>	#50 TITANIUM GROUT -
		<input type="checkbox"/>	
		<input type="checkbox"/>	

** Refer to Construction Summary

4. Ceramic Wall Tile

Master Ensuite Bathroom	Selection	Describe
Tub Deck Wall	N/A	
Tub Deck	N/A	
Tub Deck Skirt	N/A	
Shower Stall	MARMORE CARRARA 12X24	#50 TITANIUM GROUT /NICHE - QUARTZ MISTRAL
Bathtub Enclosure Walls	N/A	
Ensuite Bath - Bedroom 2	MARMORE CARRARA 12X24	#50 TITANIUM GROUT
Ensuite Bath - Bedroom 3/4	MARMORE CARRARA 12X24	#50 TITANIUM GROUT
Guest Ensuite	MARMORE CARRARA 12X24	#50 TITANIUM GROUT
Kitchen Backsplash	N/A	

** Refer to Construction Summary - #50 TITANIUM GROUT THROUGHOUT. MASTER ENSUITE NICHE: QUARTZ-MISTRAL

5. Plumbing Fixtures

All Bathrooms	White	Whirlpool
	N/A	<input type="checkbox"/> N/A <input type="radio"/> Yes <input checked="" type="radio"/> No
	N/A	
	N/A	
	N/A	Dishwasher Rough-In <input checked="" type="radio"/> Yes <input type="radio"/> No
	N/A	Waterline for Fridge <input checked="" type="radio"/> Yes <input type="radio"/> No
	N/A	

** Refer to Construction Summary

6. Trim Carpentry

Interior Doors	LINCON-SMOOTH
Interior Trim	3" BB CASING WITH 7 1/4" BASEBOARD -ONE STEP
Door Handles	As Per Construction Specifications
Exterior Front Door Handle	As Per Construction Specifications

** Refer to Construction Summary

Initials: IU IU

Purchasers: Iqra UMAIR & Umair ALTAF // Sumair ALTAF // A

Telephone Res. / Bus: /

Decor Advisor: Giulia Di Girolamo

Lock Date: 20-Jun-22

Property: 561

Project: Russell Gardens Building Ltd.

Model and Elevation: Springfield One S (4 Bed with Guest Suite

Plan #: 62M-1266

7. Other Flooring		
Main Hall	MIRAGE-IMAGINE- 5" DRIFTWOOD RED OAK CHARACTER CORK-DURAMATT	
Living Room	MIRAGE-IMAGINE- 5" DRIFTWOOD RED OAK CHARACTER CORK-DURAMATT	
Dining Room	MIRAGE-IMAGINE- 5" DRIFTWOOD RED OAK CHARACTER CORK-DURAMATT	
Family Room	MIRAGE-IMAGINE- 5" DRIFTWOOD RED OAK CHARACTER CORK-DURAMATT	
Den / Library / Study	N/A	
Basement Landing(If Applies)	N/A	
Lower Landing (If Applies)	MIRAGE-IMAGINE- 5" DRIFTWOOD RED OAK CHARACTER CORK-DURAMATT	
Upper Landing	MIRAGE-IMAGINE- 5" DRIFTWOOD RED OAK CHARACTER CORK-DURAMATT	
Upper Hall	LAMINATE-LEXINGTON-ROCHEFORT OAK-TL-LW1317	
Master Bedroom	LAMINATE-LEXINGTON-ROCHEFORT OAK-TL-LW1317	
Bedroom #2	LAMINATE-LEXINGTON-ROCHEFORT OAK-TL-LW1317	
Bedroom #3	LAMINATE-LEXINGTON-ROCHEFORT OAK-TL-LW1317	
Bedroom #4	LAMINATE-LEXINGTON-ROCHEFORT OAK-TL-LW1317	
Bedroom #5	N/A	
GUEST SUITE	MIRAGE-IMAGINE- 5" DRIFTWOOD RED OAK CHARACTER CORK-DURAMATT	
	N/A	
	N/A	
Underpad	Type	Area
	N/A	N/A

** Refer to Construction Summary

8. Railings and Pickets

Railing Type	V-GROOVE	Complimenting Colour	DRIFTWOOD
Picket Type	EUROLINE 0	Complimenting Colour	BLACK
Stringer / Riser	AS PER CONSTRUCTION SPECIFICATIO	Complimenting Colour	DRIFTWOOD
Treads	AS PER CONSTRUCTION SPECIFICATIO	Complimenting Colour	DRIFTWOOD
Red Oak Stairs <input checked="" type="radio"/> Yes <input type="radio"/> No			

** Refer to Construction Summary THE STAIN COLOURS OR FINISH AVAILABLE ON RISERS, TREADS, PICKETS AND RAILS (STAIRCASES), WILL NOT BE AN EXACT MATCH TO PREFINISHED HARDWOOD OR LAMINATE FLOORS.

9. Wall Paint Flat Finish

Main & Upper Hall	22 WARM GREY	Master Bedroom	22 WARM GREY
Living Room	22 WARM GREY	Bedroom #2	22 WARM GREY
Dining Room	22 WARM GREY	Bedroom #3	22 WARM GREY
Kitchen / Breakfast	22 WARM GREY	Bedroom #4	22 WARM GREY
Family Room	22 WARM GREY	Bedroom #5	N/A
Powder Room	N/A	Master Ensuite	22 WARM GREY
Laundry Room	22 WARM GREY	ENS 2	22 WARM GREY
Den/Library	N/A	ENS 3/4	22 WARM GREY
Trim & Door Paint-Semi Gloss	*WHITE	GUEST SUITE / ENSUIT	22 WARM GREY

Smooth Ceilings First Floor ☒ Yes ☐ No

** Refer to Construction Summary

Initials:

LU

Initials:

LU

Purchasers: Iqra UMAIR & Umair ALTAF // Sumair ALTAF // AcProperty: 561
Telephone Res. / Bus: / Project: Russell Gardens Building Ltd.
Decor Advisor: Giulia Di Girolamo Model and Elevation: Springfield One S (4 Bed with Guest Suite)
Lock Date: 20-Jun-22 20-Jun-22 Plan #: 62M-1266

10. Plaster Mouldings and Medallions

Entrance Vestibule			Kitchen/Breakfast		
Main Hall			Den/Library		
Living Room			Lower Landing		
Dining Room					
Family Room					

**** Refer to Construction Summary****11. Fireplace**

Living Room			Family Room			Other Room - Specify		
Purchased	As Per Plan	N/A	Purchased	As Per Plan	N/A	Purchased	As Per Plan	N/A
<input type="radio"/>	<input type="radio"/>	<input type="radio"/>	<input type="radio"/>	<input checked="" type="radio"/>	<input type="radio"/>	<input type="radio"/>	<input type="radio"/>	<input type="radio"/>
Fireplace Type			FLAT ON WALL					
Mantle Type			MANTLE M2-STANDARD					
Colour / Stain			WHITE					
Surround			GRIGIO CARNICO					
Hearth			N/A					

**** Refer to Construction Summary****12. Heating and Air Conditioning**

Air Conditioning	NO	Gas Provisions Stove	YES
Gas Provisions Dryer	NO	Gas Provisions Barbecue	NO
Comment			

**** Refer to Construction Summary****13. Electrical**

Plugs and Switches	<input checked="" type="radio"/> White	DECOR	Above Kitchen Cabinet Light	<input type="radio"/> Yes <input checked="" type="radio"/> No
Hood Fan	STANDARD WHITE TEMP.		Below Kitchen Cabinet Light	<input type="radio"/> Yes <input checked="" type="radio"/> No
Appliances	Built in Cooktop	Built in Oven	Gas Stove	Microwave
	<input checked="" type="radio"/> Yes <input type="radio"/> No	<input checked="" type="radio"/> Yes <input type="radio"/> No	<input checked="" type="radio"/> Yes <input type="radio"/> No	<input checked="" type="radio"/> Yes <input type="radio"/> No
Dishwasher Rough-in	Yes			

**** Refer to Construction Summary****14. General Comments****** Refer to Construction Summary****Disclaimers and Notes**

- Colours of all materials are as close as possible to builder's selection, but not necessarily identical due to variances in manufacturing.
- Any extras listed above are null and void unless accompanied by a separate invoice/amendment. Said invoice must be paid in full.
- The Purchaser agrees that this colour selection is final and that no changes will be permitted, unless required by the Vendor.
- The Purchaser acknowledges reading and accepting document which contains other miscellaneous disclaimers.

Signature:  Date: 20 June 2022 Signature: _____ Date: _____

Lot 561 - Russell Gardens

CENTER LIGHT ABOVE KITCHEN ISLAND - PLUG

B/I OVEN & MICROWAVE - FRIDGE - WINE FRIDGE - PLUG

LIGHT AND SWITCH

Shower

MASTER ENS: Shower Niche

ENS 3/4: 5 ft 10 in

MAIN LEVEL

UPPER LEVEL

LOWER LEVEL

SPRINGFIELD ONE S ELEV. 1 - 3,386 sq.ft. | ELEV. 2 - 3,407 sq.ft. | ELEV. 3 - 3,393 sq.ft. * 200 AMP

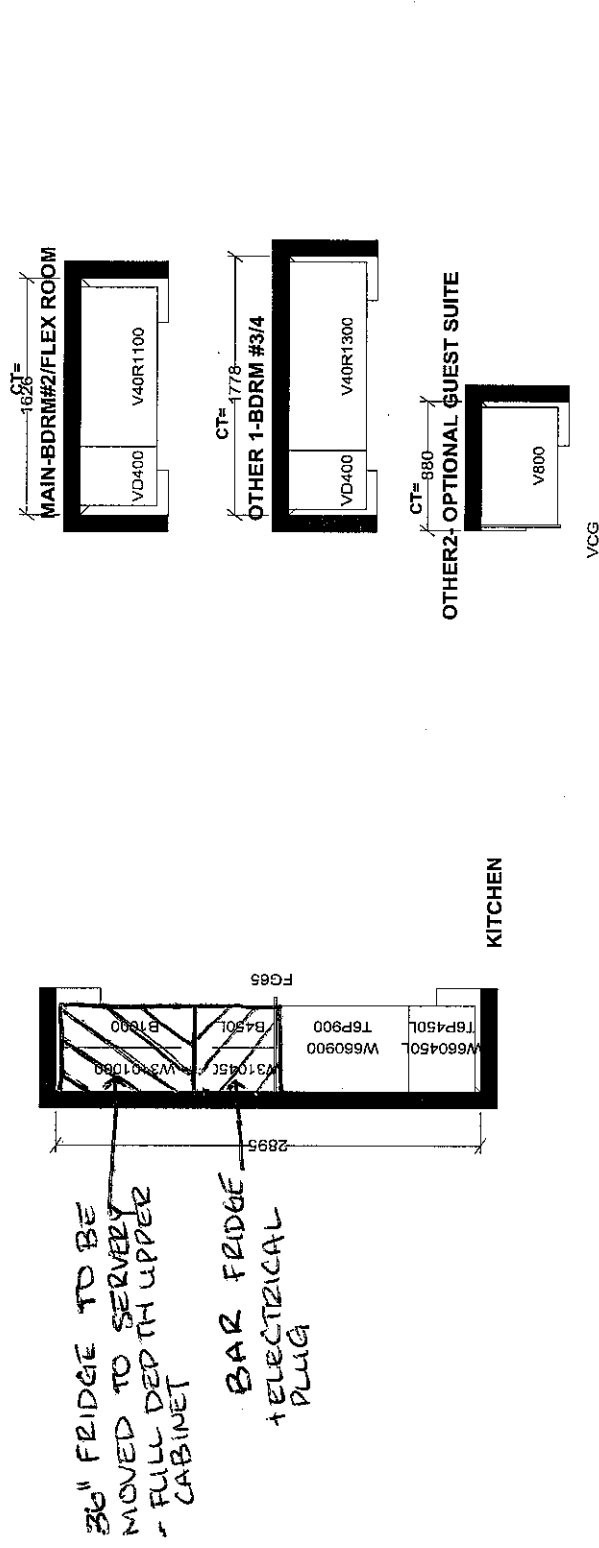
LOT 561 RG phase 4 * WALKOUT CONDITION

ORIENTATION OF HOME MAY BE REVERSED AND PURCHASER AGREES TO ACCEPT THE SAME. STEPS AND PORCHES MAY VARY AT ANY EXTERIOR ENTRANCE DUE TO DRAINAGE VARIANCE. ACTUAL USABLE FLOOR SPACE MAY VARY FROM THE STATED FLOOR AREA. RENDERINGS ARE ARTIST'S CONCEPT. DIMENSIONS, SPECIFICATIONS AND ARCHITECTURAL DETAILING SUBJECT TO MODIFICATIONS, RESERVE AND ADJUSTING MODEL TYPES MAY VARY DUE TO DRINK. C & D, APR. 2021



ALL RENDERINGS ARE ARTIST'S CONCEPT

MOEN SOAP DISPENSER - CHROME # S2940
*RIGHT SIDE OF SINK -
IF CONSTRUCTION PERMITS



Selba Industries		J #	
<small>This drawing is the intellectual property of Selba Industries Inc. and is an unregistered trademark of Selba Industries Inc. No part of this drawing may be reproduced or copied unless applicable fee has been paid or fee order placed.</small>			
W WIDTH _____ W CNT _____		JOB NUMBER: _____	
FLOOR HIGHT _____ DOOR HIGHT _____		BUILDING: GREENPARK	
ST CNT _____ 2X4 _____		SITE: RUSSELL GARDENS PH.4	
VENT BOX COVER _____		MODEL: SPRINGFIELD JSX OPT GRND	
DESIGNER: LR		LOT #: 107111	
DATE: APR 28 21		107111	

Purchaser: /QRA UHAIR/ UHAIR ALTAF // SUMAIR ALTAF /ADAN SUMA
Lot: 561

Schedule SMART
Russell Gardens Building Ltd. (Phase 4)

Smart Home System includes:

1. One (1) Smart Home Hub installed in a location as determined by the Vendor;
2. One (1) Doorbell camera supplied and installed at front door;
3. One (1) smart home thermostat to be installed in a location as determined by the Vendor;
4. One (1) smart Flood sensor to be installed in a location as determined by the Vendor which is designed to detect water in the location of the sensor only;
5. Smart light switches to be installed in such locations as determined by the Vendor;

Certain devices for The Smart Home System require a fully functioning WiFi network and internet connection and others work on the Zwave wireless network. Provision of WiFi, internet access and functionality shall be the sole responsibility of the Purchaser and the Vendor assumes no responsibility or obligation with respect to the functionality or performance of a homeowner's internet or WiFi network. The Vendor does not guarantee that networks, equipment, or services will meet all homeowner needs.

The Purchaser will be required to download the Homewave Smart Connect App (the "App") in order to configure and set up the Smart Home System devices. The Purchaser is responsible to ensure that they have the appropriate technology to download the App and any charges and fees for download and/or data usage shall be at the Purchaser's sole cost and expense. Access to the App shall be provided free of charge for 1 year from the Closing Date and thereafter the Purchaser may enter into an agreement with Homewave Smart Connect to continue the services for a monthly fee (currently \$10.00/month plus HST). Fees subject to change without notice.

Purchasers are responsible for configuring all security features. The Vendor does not warrant or represent that any network or Smart Home System devices are secure or can prevent all privacy intrusions, malware, or cyber-attacks, even when correctly configured. The products and services for the Smart Home System are provided by third parties, and not the Vendor. The Vendor does not guarantee any equipment or services provided by third parties. If the Purchaser contracts with the third-party provider to upgrade or purchase further devices, the Vendor has no responsibility for same, including but not limited to, the installation, service, safety or functionality of said products.

Energy claims are not based upon specific testing of an individual home but are general assumptions. Savings will vary due to many variables, including but not limited to, actual utility rates and fees, actual construction, floor plan, occupancy, appliance usage, thermostat settings, weather conditions, number of individuals occupying the home and orientation of the home.

The Vendor is providing only those Smart Home System's devices and components listed in this Schedule. Please see the balance of your Agreement of Purchase and Sale for additional information, disclosures, and disclaimers relating to your home and its features. The specific features in a home may vary from home to home and from one community to another. The Vendor reserves the right to substitute equipment, material, appliances and brand names with items of equal or higher value, in its sole and unfettered discretion. The Vendor reserves the right, in its sole and absolute discretion, to omit installation of the Smart Home System, in part or in whole, and the Purchaser shall have no claim for abatement or reduction the Purchase Price or to any delay in closing. Installation of the Smart Home System may result in the elimination of other features listed in Schedule GP or other information material, such as but not limited to set back thermostat, rough-in for alarm or other features deemed redundant as a result of the installation of the Smart Home System.

Purchaser Initials	Purchaser Initials
A	S


NA36N7755TS

SAMSUNG

36" Gas Cooktop

LOT 561. R.G. 4 ^{max}

PAGE 1 OF 14



Signature Features

22K True Dual-Power Burner

- Two independent heating burners offer intense heat and precise control to quickly boil water or temper chocolate.

Analog Controls with Digital Wi-Fi and Bluetooth® Technology

- The ultimate combination of analog comfort and digital technology delivers exceptional cooking performance.

Cast Iron Griddle

- Cook breakfast, grill sandwiches, or sauté vegetables on the removable griddle.

Available Colors




Stainless Steel (shown)



Fingerprint Resistant
Black Stainless Steel



22K True Dual-Power Burner



Cast Iron Griddle

Features

- Bluetooth® Connected to Hood
- Blue LED Lights
- Wi-Fi Connectivity
- Powerful Cooktop
 - Right Front: 13K BTU
 - Left Front: 9.5K BTU
 - Right Rear: 5K BTU
 - Left Rear: 9.5K BTU
 - Center: True Dual, 22K BTU (Brass)

- Cast Iron 3-Piece Grates
- Sealed Burners
- Burner On/Off Monitoring
- ADA Compliant

Convenience

- Wok Grate
- LP Conversion Kit



ADA Compliant

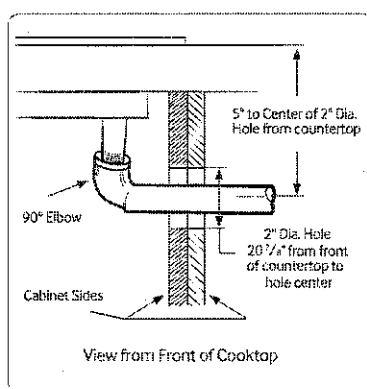
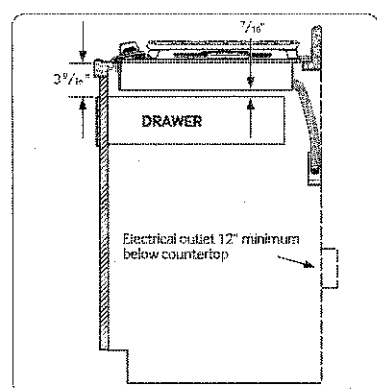
36" Gas Cooktop

LOT 561 R.G. 4 ^{phase}

SAMSUNG

PAGE 2 OF 14

Countertop cut-out and minimum clearance dimensions:



59K

120V / 60 Hz / 1A

- Right Front: 13K
- Left Front: 9.5K
- Right Rear: 5K Simmer
- Left Rear: 9.5K
- Center: 22K (True Dual)

One (1) Year All Parts and Labor

Outside (Max) Cooktop Dimensions:

36" x 5⁴¹/₇₂" x 22¹/₃"

Cooktop Cut-Out Dimensions:

 $33\frac{7}{8}'' \times 3\frac{1}{8}'' \times 19\frac{1}{8}''$

Weight: 87.7 lbs. (88.4 lbs. Fingerprint Resistant Black Stainless Steel)

Dimensions: 40⁹/₁₆" x 10⁵/₈" x 25⁵/₈"

Weight: 95.9 lbs. (97.2 lbs. Fingerprint Resistant Black Stainless Steel)

Color

Stainless Steel

Fingerprint Resistant

Black Stainless Steel

Model #

NA36N7755TS

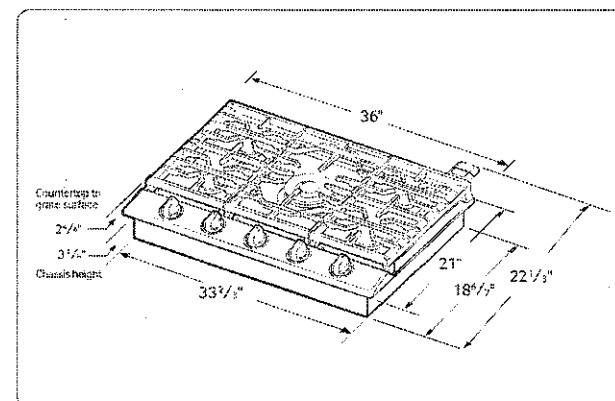
NA36N7755TG

UPC Code

887276281766

887276281759

Cooktop Dimensions



Actual color may vary. Design, specifications, and color availability are subject to change without notice. Non-metric weights and measurements are approximate.
©2013 Samsung Electronics America, Inc., 85 Challenger Road, Ridgefield Park, NJ 07660 Tel: 800-SAMSUNG, samsung.com. Samsung is a registered trademark of Samsung Electronics Co., Ltd.


NQ70M7770DS

SAMSUNG

30" Microwave Combination Wall Oven

LOT 561 R.G. Phase 4

PAGE 3 of 14



Signature Features

Steam Cook (Oven)

- Delivers moisture at precise times for a crisp, browned outside and tender inside.

Speed Cook (Microwave)

- Cook food faster and more evenly by using power convection.

Flex Duo™ (Oven)

- Cook two dishes at different temperatures simultaneously with the Smart Divider.


Available Colors



Stainless Steel (shown)



Black Stainless Steel



Steam Cook



Flex Duo™

Features

- Digital-Analog Controls
- 1.9/5.1 cu. ft. Capacity
- Hybrid Clean and Self-Clean (Oven)
- Gourmet Cook (Oven)
- Dual Convection (Oven)
- Wi-Fi Connectivity
- Wi-Fi Enabled Temperature Probe (Oven)
- LED Spotlights (Oven)
- Easy View Window
- 3 Heavy-Duty Racks including a Gliding Rack (Oven)
- Soft-Close Door (Oven)
- Ceramic Plate (Microwave)
- Rapid Preheat (Oven)
- Auto Latch Microwave Door
- 6 Oven Modes including Steam Bake and Steam Roast
- Blue LED Illuminated Knobs
- Broil Element
- Smart Control Key (Oven)
- 6 Rack Positions (Oven)
- Drop-Down Door Design
- LCD Display

Convenience

- Hidden Heating Element (Oven)
- Sabbath Mode (Oven)
- Delay Start (Oven)
- Proofing (Oven)
- Warming Mode (Oven)
- Kitchen Timer
- Child Safety Lock
- Convection Conversion

NQ70M7770DS

SAMSUNG

30" Microwave Combination Wall Oven

LOT 561.R.G. Phase 4

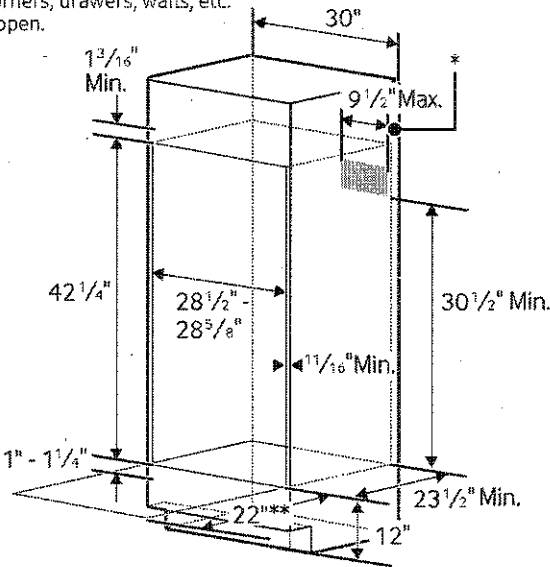
PAGE 4 OF 14

Cabinet Dimensions

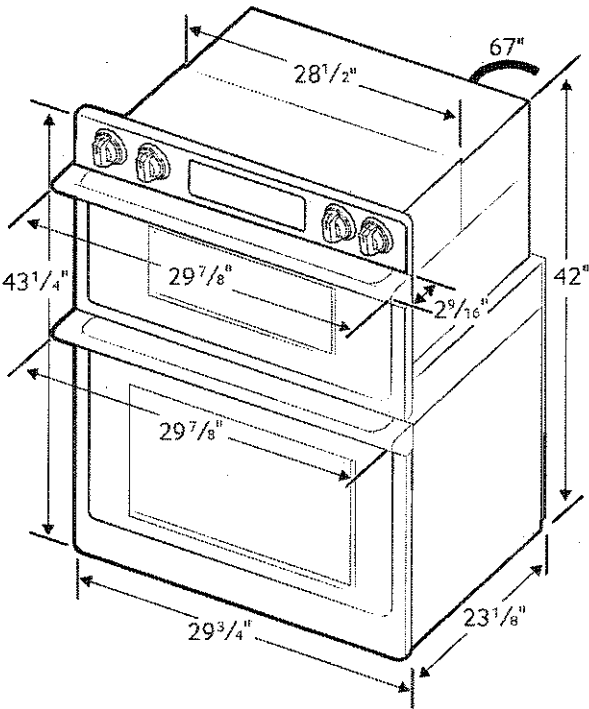
Combination Oven Installed in Cabinet

* Junction Box

**Allow a minimum of 22" for clearance to adjacent corners, drawers, walls, etc. when door is open.



Product Dimensions



Actual color may vary. Design, specifications, and color availability are subject to change without notice. Non-metric weights and measurements are approximate.
©2018 Samsung Electronics America, Inc. 85 Challenger Road, Ridgefield Park, NJ 07660. Tel: 800-SAMSUNG. samsung.com. Samsung is a registered trademark of Samsung Electronics Co. Ltd.

Total Capacity: 1.9/5.1 cu. ft.

- Microwave: 1.9 cu. ft.
- Wall Oven: 5.1 cu. ft. total, 2.8/2.2 cu. ft.
- Hidden Bake Element
- Bake: 175°F–550°F
- Convection Bake: 175°F–550°F
- Convection Roast: 175°F–550°F
- Broil: Low-High
- Steam Bake: 230°F–550°F
- Steam Roast: 230°F–550°F
- Proofing
- Sabbath Mode

Warranty

One (1) Year All Parts and Labor
Ten (10) Years Parts Warranty for Magnetron

Product Dimensions & Weight (WxHxD)

Outside (Max) Combination Oven Dimensions:
29 7/8" x 43 1/4" x 25 11/16"

Combination Oven Cut-Out Dimensions:
28 1/2" x 42 1/4" x 23 1/2"

Weight: 262.4 lbs.


Shipping Dimensions & Weight (WxHxD)

Dimensions:
33 5/8" x 48 3/16" x 29 51/64"

Weight: 291.1 lbs.

Color	Model #	UPC Code
Stainless Steel	NQ70M7770DS	887276195186
Black Stainless Steel	NQ70M7770DG	887276195162

RATING	
240V	9.5 kW
208V	7.2 kW
BREAKER SIZE	
240V	40 Amps
208V	40 Amps



I.U

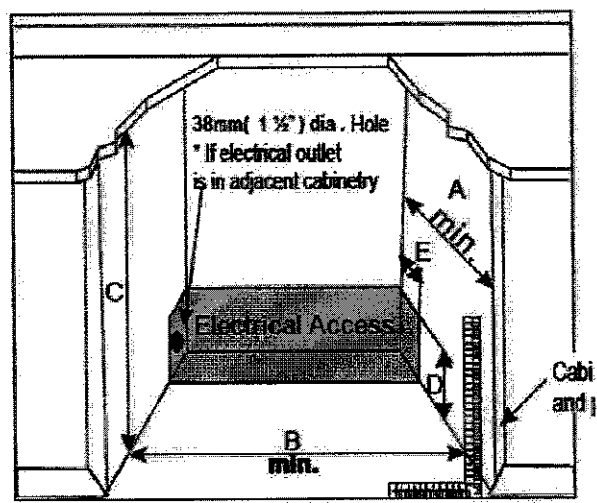
Selected Model	
Model number	VPB50SS2
Avantgarde Collection	
Series	Vinopazzo
Exterior Appearance	
Cabinet	Black
Color Appearance	Seamless Stainless Steel Door
Flush with cabinet	Yes
Glass Door	Tinted with Low E Argon
Handle Type	Pro handle
Installation Type	Freestanding or Built-In
Kick Plate	Stainless Steel
Capacity	
Total Capacity	150 cans + 6-11 Wine Bottles
Features	
Temperature zone(s)	1
Adjustable Temperature	2°-18° C
Built-in	Yes
Configuration	Single Door
Control Type	Soft touch electronic control
Door opening orientation	Reversible
Interior lighting	White LED
Leveling legs	Yes
Shelves type	3 Glass shelves
Electrical Requirements	
Volts; Hertz; Amps	120V / 60 Hz / 15 amp
Dimensions	
Width (in.)	23 3/4"
Depth (in.)	23 1/2"
Height (in.)	34 1/8"
Warranty	
2 Year full Warranty	Entire appliance; parts and labour, in-home service
3-year total warranty	Compressor only

The information contained herein is based on sources that we believe to be reliable, but is not guaranteed by us, may be incomplete or may change without notice



VPB50SS

Electrical Planning

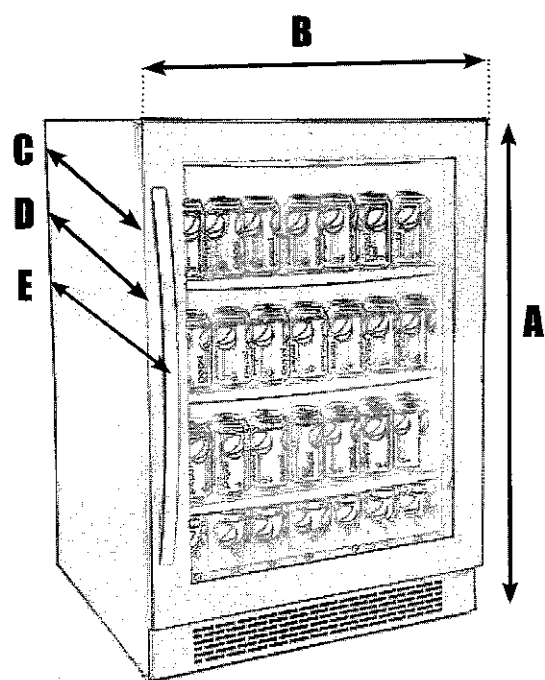


- A 610mm (min.24")
- B 610mm (24") - Flush with cellar door
- C 883mm (34 3/4")
- D 152mm (6")
- E 51mm (2")
25mm (1") if electrical outlet is in adjacent cabinetry


The information contained herein is based on sources that we believe to be reliable, but is not guaranteed by us, may be incomplete or may change without notice

AVG

VPB50SS



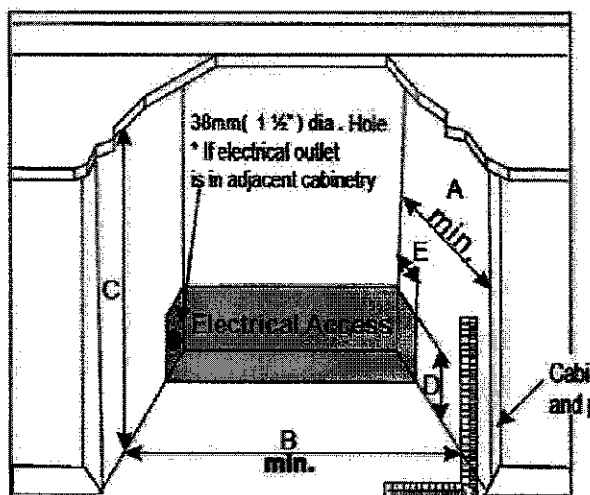
Installation
Flush with wine cellar door



A	Overall height of product	34 1/8
B	Overall width of product	23 3/4
C	Depth (excludes doors)	22
D	Depth (including doors without handles)	23 1/2
E	Overall depth (including handles and doors)	25
F	Width - Installation flush door	24
G	Side clearance - Flush with door - Full door rotation	1/8
H	Rear clearance	1

The information contained herein is based on sources that we believe to be reliable, but is not guaranteed by us, may be incomplete or may change without notice

Electrical Planning



- A 610mm (min.24")
- B 610mm (24") - Flush with cellar door
- C 883mm (34 3/4")
- D 152mm (6")
- E 51mm (2")
25mm (1") if electrical outlet is in adjacent cabinetry

The information contained herein is based on sources that we believe to be reliable, but is not guaranteed by us, may be incomplete or may change without notice


NK36K7000WS/A2

SAMSUNG

36" Range Hood

LOT 561 R.G. Phase 4

PAGE 9 OF 14



Signature Features

Bluetooth® Connected Hood

- Automatically sync the fans and the lights with the cooktop through Bluetooth.¹

¹Only on select Samsung cooktops.

Baffle Filter

- Dishwasher-safe metal filters help keep the air clean by drawing grease and odor through the hood.

Powerful 390 CFM² Ventilation

- Circulates air to remove odors quickly.

²600 CFM capable.


Available Colors




Stainless Steel (shown)



Black Stainless Steel



Baffle Filter



Wi-Fi Monitoring

Features

- Wi-Fi Monitoring
- ADA Compliant
- 4 Fan Speeds, Including Booster
- Wall-Mounted Chimney Style
- Digital Touch Control
- Exterior Venting & Recirculating Capabilities
- 74 dBA (10.8 sonnes) Noise Level
- Optional Recirculating Kit Available
- Optional Extension Kit Available

Convenience

- LED Lighting

©2018 Samsung Electronics America, Inc. 85 Challenger Road, Ridgefield Park, NJ 07660. Tel: 800-SAMSUNG. samsung.com. Samsung is a registered trademark of Samsung Electronics Co., Ltd.


NK36K7000WS/A2

SAMSUNG

36" Range Hood

LOT 561 R.G. Phase 4

PAGE 11 OF 14



Signature Features

Bluetooth® Connected Hood

- Automatically sync the fans and the lights with the cooktop through Bluetooth.¹

¹Only on select Samsung cooktops.

Baffle Filter

- Dishwasher-safe metal filters help keep the air clean by drawing grease and odor through the hood.

Powerful 390 CFM² Ventilation

- Circulates air to remove odors quickly.

²600 CFM capable.


Available Colors




Stainless Steel (shown)



Black Stainless Steel



Baffle Filter



Wi-Fi Monitoring

Features

- Wi-Fi Monitoring
- ADA Compliant
- 4 Fan Speeds, Including Booster
- Wall-Mounted Chimney Style
- Digital Touch Control
- Exterior Venting & Recirculating Capabilities
- 74 dBA (10.8 sonnes) Noise Level
- Optional Recirculating Kit Available
- Optional Extension Kit Available

Convenience

- LED Lighting

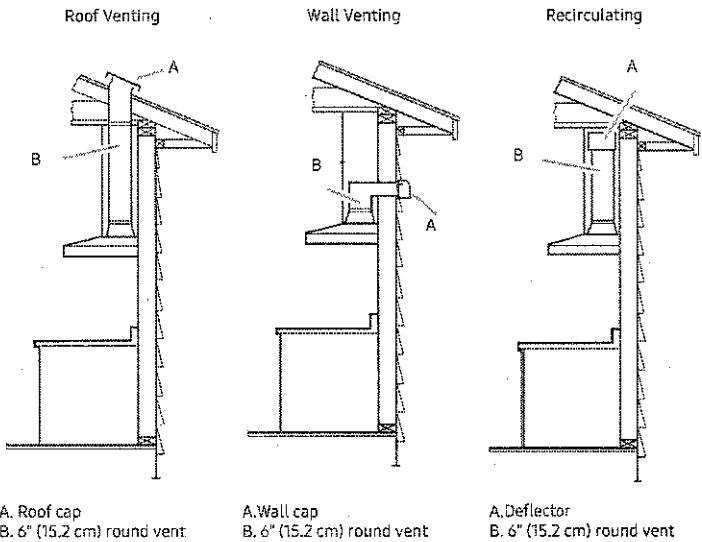
NK36K7000WS/A2

SAMSUNG

36" Range Hood
LOT 561 R.G. Phase 4

PAGE 12 OF 14

Venting Methods



Total Power
220W

Power Source
120V / 60 Hz / 15A

- Range Hood**
- 36" Stainless Steel Chimney Hood
 - Vent Fan: 390 CFM (600 CFM Optional)
 - Front-Centered, Touch Control
 - 4 Fan Speeds: 3 Step, 1 Booster
 - 74 dBA (10.8 sonnes) Noise Level
 - Hood Connectivity Control
 - Bluetooth® On/Off Control
 - Mobile Monitoring: Fan Speed, Lighting On/Off, Power Control
 - Removable Baffle Filter
 - LED Lighting

Warranty
One (1) Year All Parts and Labor

Product Dimensions & Weight (WxHxD)
Outside (Max) Hood Dimensions:
36" x 25⁷/₁₆" x 19¹¹/₁₆"
Weight: 48.5 lbs

Shipping Dimensions & Weight (WxHxD)
Dimensions:
40³/₁₆" x 26¹/₂" x 18¹/₁₆"
Weight: 60.4 lbs

Color	Model #	UPC Code
Stainless Steel	NK36K7000WS/A2	887276245287
Black Stainless Steel	NK36K7000WG/A2	887276245270

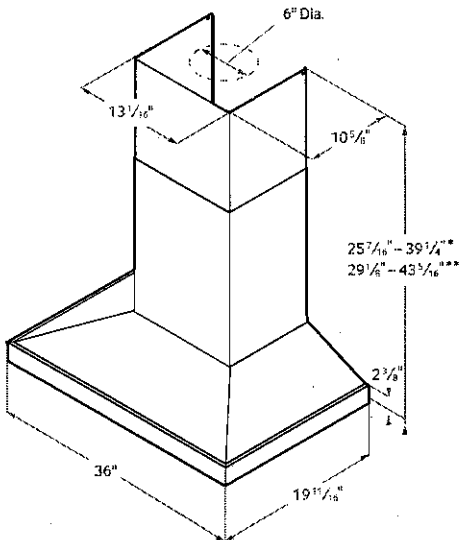
Hood Extension Kit (Optional)
NK-AE705PWS
NK-AE705PWG

Recirculation Kit (Optional)
NK-AF030FNB

Charcoal Filter
NK-AR050FNB

Dimensions and Clearance

- * For Vented Installation
** For Non-Vented Recirculating Installation




Actual color may vary. Design, specifications, and color availability are subject to change without notice. Non-metric weights and measurements are approximate.
©2018 Samsung Electronics America, Inc. 85 Challenger Road, Ridgefield Park, NJ 07660. Tel: 800-SAMSUNG. samsung.com. Samsung is a registered trademark of Samsung Electronics Co. Ltd.

RF23A9771SR

SAMSUNG

4-Door Flex Counter-Depth Family Hub™ Refrigerator with Beverage Center
22.5 cu. ft.



Signature Features

Family Hub™

A fun way to share messages, photos, videos and schedules. You can also listen to music, watch TV¹ and monitor your home all from the Family Hub. It even helps you plan recipes and send instructions to the oven.

Beverage Center™

Consists of a BPA Free² Autofill Water Pitcher that fills up automatically and a regular Water Dispenser for easy access to a glass of cold, flavoured water.

Dual Auto Ice Maker

Be prepared for any occasion with two different types of ice. The Dual auto ice maker makes both cubed ice and ice bites.

UV Deodorizing Filter

New built-in deodorizing filter reduces unpleasant odours caused by bacteria in your fridge. And the UV light in the filter system keeps the filter clean all the time.


Flexible Storage


Keep your food fresh in the right places. The FlexZone™ is an independently controlled compartment with five different temperature modes.


Triple + Metal Cooling

Triple Cooling system optimizes the temperature and humidity in the fridge and freezer with independent cooling. Precise Cooling system minimizes temperature fluctuation and the Metal Cooling plate efficiently reserves cool air inside the fridge.

Available Colours

 Fingerprint Resistant
Stainless Steel (shown)


 Fingerprint Resistant
Black Stainless Steel



Beverage Center™ with
AutoFill™ Water Pitcher



Dual Ice Maker with Cubed Ice
and IceBites™



Triple + Metal Cooling

Features

- 24" Family Hub Screen
- 36" Wide
- Large Storage Capacity – 22.5 cu. ft.
- Triple Cooling + Metal Cooling™
- FlexZone™
- FlexCrisper™
- UV Deodorizing Filter
- Tempered Glass Spill-Proof Shelves
- Fingerprint Resistant Finish

Convenience

- Beverage Center
- Autofill Pitcher
- Water Dispenser
- Dual Auto Ice Maker
- Door Alarm
- Wi-Fi Connectivity

Rating



- ENERGY STAR® - Rated
- Energy Consumption
(annual) = 631 kWh/yr

¹ Wi-Fi connection required. The SmartThings app is available for download for Android, iOS and Windows. Minimum smartphone requirements: Android 4.0, iOS 7.0, Windows Phone 8.1 or greater.

² Does not contain the chemical Bisphenol A.

RF23A9771SR

SAMSUNG

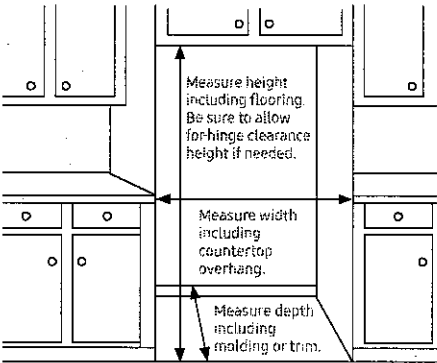
4-Door Flex Counter-Depth Family Hub™ Refrigerator with Beverage Center
22.5 cu. ft.

Installation Specifications

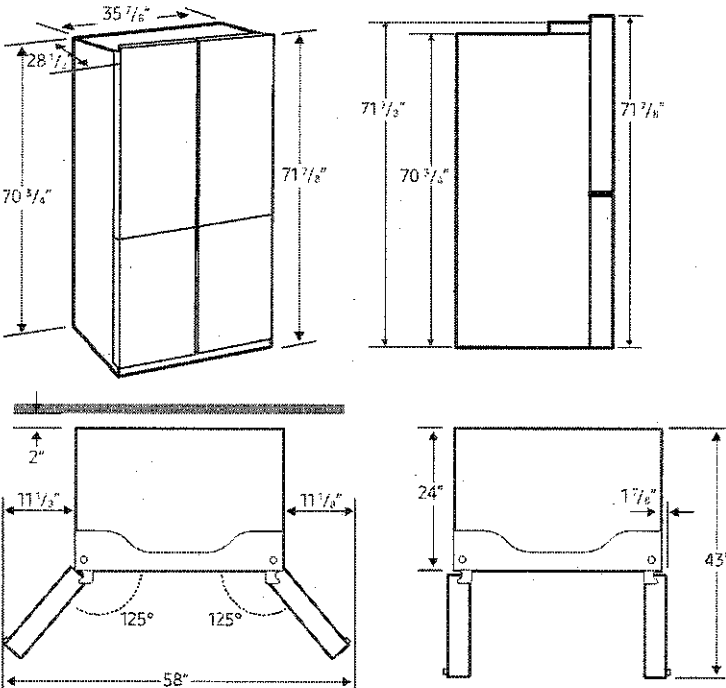
- 1. Measure the height, width and depth of the opening, making sure to include baseboards, molding tile, countertop overhang, etc. Check to be sure there is enough room to open the door (consider walls, islands or other obstacles when measuring).
- 2. Refer to illustration below to determine dimensions.
- 3. Allow 11 1/8" of clearance on hinge side of refrigerator when installing next to a wall where handle may make contact.
- 4. Allow 2" minimum clearance at rear for proper air circulation and water/ electrical connections. Allow a 3/8" minimum clearance at sides and top for ease of installation.
- 5. Ensure each door and entryway in the home is wide enough for the refrigerator to be moved through easily.

For optimal usage and to be able to open refrigerator doors completely, do not install next to a wall.

Please note: The following dimension and cutout information is for planning purposes only. For complete installation details, consult manual packed with product, or download manual online at samsung.com.



Dimensions



Actual colour may vary. Design, specifications and colour availability are subject to change without notice. Non-metric weights and measurements are approximate.
© 2021 Samsung Electronics Canada Inc. All rights reserved. Samsung is a registered trademark of Samsung Electronics Co., Ltd., used with permission.

Total Capacity: 22.5 cu. ft.

Refrigerator: 13.7 cu. ft.

- Left Door Beverage Center
 - Autofill Water Pitcher
 - Water Dispenser
- Triple Cooling and Metal Cooling
- 2 Crispers (Flex Crisper™, Crisper+)
- 4 Tempered Glass Shelves
- 6 Door Bins
- UV Deodorizing Filter

Freezer: 8.8 cu. ft.

- Right Freezer:
 - FlexZone™
 - -15°C to -23°C (Freeze)
 - -1°C (Meat - Fish)
 - 5°C (Chill)
 - -5°C (Soft Freeze)
 - 2°C (Fruits - Veggies)
- 2 Slide-out shelves
- 1 Drawer Bin
- Left Freezer:
 - Auto Dual Ice Maker (Cubed Ice, IceBites™)
 - 2 Slide-out shelves
 - 1 Drawer Bin

Volt/Amps	115V / 60Hz / 3.5A
Power Cord Length	2 meters

Warranty

- One (1) Year Parts and Labour on Refrigerator
- Ten (10) Years Parts on Digital Inverter Compressor

Product Dimensions & Weight (WxHxD)

- Dimensions (WxHxD with hinges, handles and doors):
35 7/8" x 71 7/8" x 28 1/2"
- Dimensions (WxHxD without hinges and door):
35 7/8" x 70 3/4" x 24"
- Dimensions (WxHxD with hinge and door, no handle):
35 7/8" x 71 7/8" x 28 1/2"
- Weight: 337.3 lbs (153 kg)

Shipping Dimensions & Weight (WxHxD)

- Dimensions: 38 1/4" x 77 5/8" x 30 3/5"
- Weight: 359.3 lbs (162.98 kg)

Colour	Model #	UPC Code
Stainless Steel (Counter-Depth)	RF23A9771SR	887276525686
Black Stainless Steel (Counter-Depth)	RF23A9771SG	887276524689
Stainless Steel	RF29A9771SR	887276525808
Black Stainless Steel	RF29A9771SG	887276524696