

CONSTRUCTION SUMMARY

Mountainview Heights 3 (G) - Russell Gardens Building Ltd.

PURCHASER: NATASHA LA-TOYA JOHNSON

MAR 28 2022

TEL:

LOT / PHASE	REG. PLAN #	HOUSE TYPE		
329 / 3	62M-1266	Valleycreek Two Elev 3		

CABINETRY

1 - CABINETRY - KITCHEN - LIGHT VALENCE - NO ELECTRICAL 13Jul21 Note:	
--	--

CABINETRY ACCESSORIES

1 - PANTRY UNIT UPGRADE - TO GO FROM 300MM TO 600MM DEEP - PRICE IS PER FOOT - STANDARD 13Jul21 Note:	
1 - KITCHEN CABINETRY UPPER - FULL DEPTH ABOVE FRIDGE - WITH GABLES - 600MM - PRICE IS EACH - STANDARD 13Jul21 Note:	
1 - KITCHEN CABINETRY BASE - SLIDE IN RANGE PROVISION 13Jul21 Note:	Specs Attached★

CERAMIC TILE

1 - DELETE ALL CERAMIC BATHROOM ACCESSORIES - DELETE TOWEL BAR, PAPER HOLDER & SOAP DISH THROUGHOUT 13Jul21 Note:	
1 - TILE - UPGRADE 3 FLOOR TILE - - POWDER ROOM 13Jul21 Note:	
1 - TILE - UPGRADE 3 FLOOR TILE - - FOYER 13Jul21 Note:	
1 - PRICE IS FOR LABOUR ONLY - INSTALL TILE IN A STAGGERED PATTERN - - ENSUITE WALL TILE - SHOWER 13Jul21 Note:	

ELECTRICAL

1 - PLUG - ELECTRICAL PLUG - TO BE INSTALLED OVER STOVE FOR FUTURE MICROWAVE/HOOD FAN 13Jul21 Note:	
3 - FAN - BATHROOM EXHAUST FAN - ENERGY STAR 80 CFM - IN LIEU OF STANDARD FAN - ALL ENSUITE BATHROOMS 13Jul21 Note:	
1 - PLUG - ELECTRICAL PLUG - TO BE INSTALLED OVER FIREPLACE 13Jul21 Note:	
1 - PLUG - ELECTRICAL PLUG - INSTALLED 5' FROM FLOOR - MASTER BEDROOM 13Jul21 Note:	
1 - RELOCATE STANDARD KITCHEN LIGHT TO BE CENTERED OVER ISLAND 13Jul21 Note:	
1 - POT LIGHT - LED - FIRST FLOOR INSTALLATION - INSTALLED ON SEPERATE SWITCH FROM STANDARD LIGHT - KITCHEN BREAKFAST 13Jul21 Note:	
1 - POT LIGHT - LED - FIRST FLOOR INSTALLATION - INSTALLED ON SEPERATE SWITCH FROM STANDARD LIGHT - KITCHEN WORKSPACE 13Jul21 Note:	
1 - POT LIGHT - LED - FIRST FLOOR INSTALLATION - INSTALLED ON SEPERATE SWITCH FROM STANDARD LIGHT - FAMILY ROOM 13Jul21 Note:	




# NE63T8711SS

SAMSUNG

## Samsung Front Control Slide-in Electric Range with Smart Dial & Air Fry

6.3 cu. ft. Capacity



### Signature Features

#### Smart Dial

- The new Smart Dial simplifies oven settings in a single dial and intuitively learns based on your cooking preferences.

#### Air Fry

- Cooking just got healthier\* with new Air Fry mode. Using little to no oil, you can quickly prepare your favorite fried foods right in your oven. Air Fry tray included.

\*As compared to deep frying.

#### Convection

- Powerful convection saves you time by cooking food fast and more evenly. Perfect for baking and roasting.

### Available Colors


 Fingerprint Resistant Stainless Steel (shown)

 Fingerprint Resistant Black Stainless Steel

 Fingerprint Resistant Tuscan Stainless Steel



Smart Dial



Air Fry

### Features

- Smart Dial
- Air Fry, Tray Included
- Convection
- Illuminated Knobs
- Fingerprint Resistant Finish
- 3600 W Express Boil™
- Large Oven Capacity – 6.3 cu. ft.
- Ready2Fit™ Guarantee
- Temperature Probe
- Storage Drawer

- Flexible Cooktop:  
Five Element Cooktop
  - One Triple Element (6"/9"/12")
  - One Double Element (6"/9")
  - Two Single Elements (6")
  - Warming Center

### Convenience

- Wi-Fi Connectivity
- Voice-Enabled
- Convection Auto Conversion
- Self & Steam Clean
- Hidden Bake Element
- Child Safety Lock
- Delay Start
- Auto Oven Light
- Kitchen Timer
- Sabbath Mode



Ready2Fit™



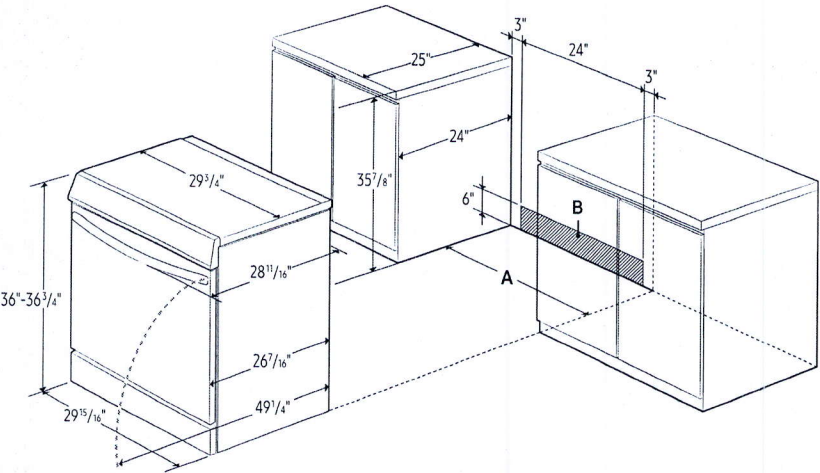


# NE63T8711SS

## Samsung Front Control Slide-in Electric Range with Smart Dial & Air Fry

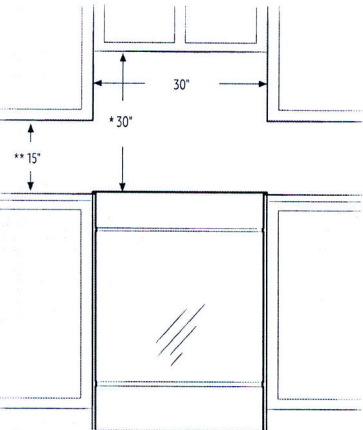
6.3 cu. ft. Capacity

### Installation Specifications



A: Cabinet opening min 30"  
B: Acceptable electrical outlet area

**IMPORTANT:** If your cabinets are over 36 3/4" high, you must install this range on a hard, heat-resistant support that raises the surface of the range so that it is about even with the countertop.



\* 30" minimum clearance between the top of the cooking surface and the bottom of an unprotected wood or metal cabinet; or 24" minimum when the bottom of the wood or metal cabinet is protected by not less than 1/4" of flame retardant millboard covered with not less than no.28 MSG sheet steel, 0.015" stainless steel, 0.024" aluminum, or 0.020" copper.

\*\*15" minimum between the countertop and the adjacent cabinet bottom.

**IMPORTANT:** Consult with Installation Manual for detailed instructions before installing. All ranges must be installed with the Anti-Tip device that is included.

# SAMSUNG

**Power Source**  
240V/208V/60 Hz/40A

**Electric Ceramic Cooktop**

- Right Front: 6"/9"/12" Triple Element, 3000 W
- Left Front: 6"/9" Dual Element, 3600 W
- Right Rear: 6", 1200 W
- Left Rear: 6", 1200 W
- Center: 7" Warming Center

**Oven**

- Capacity: 6.3 cu. ft.
- Convection Element/Heater
- Convection Bake
- Convection Roast
- Bake
- Variable Broil: Low/High
- Air Fry
- Bread Proof
- Dehydrate

**Warranty**  
One (1) Year Parts and Labor

**Product Dimensions & Weight (WxHxD)**  
Oven Interior Dimensions:  
24 13/16" x 22 7/16" x 19 3/4"  
Outside Net Dimensions:  
29 15/16" x 36 - 36 3/4" (Adjustable) x 28 11/16"

Weight: 175 lbs

**Shipping Dimensions & Weight (WxHxD)**  
Dimensions:  
33 1/16" x 41 3/4" x 30 5/16"  
Weight: 201 lbs

Color	Model #	UPC Code
Fingerprint Resistant Stainless Steel	NE63T8711SS	887276409085
Fingerprint Resistant Black Stainless Steel	NE63T8711SG	887276409078
Fingerprint Resistant Tuscan Stainless Steel	NE63T8711ST	887276409092






# RS22T5561SR

SAMSUNG

21.5 cu. ft. Side-By-Side Counter Depth Refrigerator  
with 21.5" Touchscreen Family Hub™



### 6 Simple Truths

**What should we have for dinner?**  
See inside your refrigerator from anywhere, shop for groceries, search for recipes and pre-heat your oven all from the Family Hub.

**I love entertaining friends and family**  
Stream your favorite music apps on the Family Hub and enjoy premium speaker quality listening.

**I miss out because I'm busy in the kitchen**  
Mirror shows, movies, or live sports from your Samsung TV on the Family Hub.


**I'm always multi-tasking**  
Get a notification on the Family Hub when the laundry is done.

**I want peace of mind when I am home with my family**  
See who's at the front door. Monitor the baby's room. Adjust the thermostat all from the Family hub.


**It's the little moments that matter**  
Upload pictures remotely to the Family Hub. Leave handwritten notes for loved ones. Set reminders for when you get home.

### Available Colors

- Fingerprint Resistant Stainless Steel (shown)
- Fingerprint Resistant Black Stainless Steel



Family Hub™



Built-in Look with Counter Depth

### Design

- Built-in Look with Counter Depth
- Fingerprint Resistant Finish
- Minimal Display Dispenser: external filtered water and ice
- LED Lighting
- Four Gallon Door Bins
- Two Clear Drawers
- 25W Speaker

### Convenience

- Wi-Fi and Bixby Enabled
- Adjustable Top Shelf
- Door Alarm
- Water Filter Indicator

### Performance

- All-Around Cooling
- In-Door Ice Maker - Stores up to 4.4 lbs of ice

### Rating



ENERGY STAR® rated:  
636 kWh/yr



RS22T5561SR

SAMSUNG

21.5 cu. ft. Side-By-Side Counter Depth Refrigerator  
with 21.5" Touchscreen Family Hub™

Installation Specifications

1. Measure the height, width and depth of the opening, making sure to include baseboards, molding tile, countertop overhang, etc. Check to be sure there is enough room to open the door (consider walls, islands or other obstacles when measuring).

2. Refer to illustration below to determine dimensions.

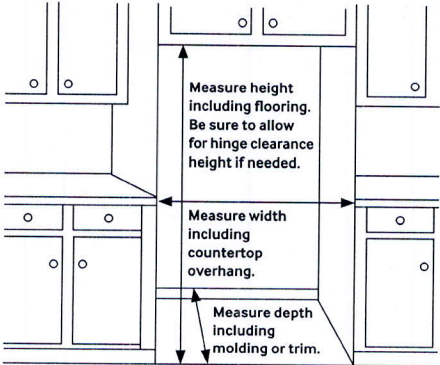
3. Allow 2.5" of clearance on hinge side of refrigerator when installing next to a wall where handle may make contact.

4. Allow 1" minimum clearance at rear for proper air circulation and water/electrical connections. Allow a 3/8" minimum clearance at sides and top for ease of installation.

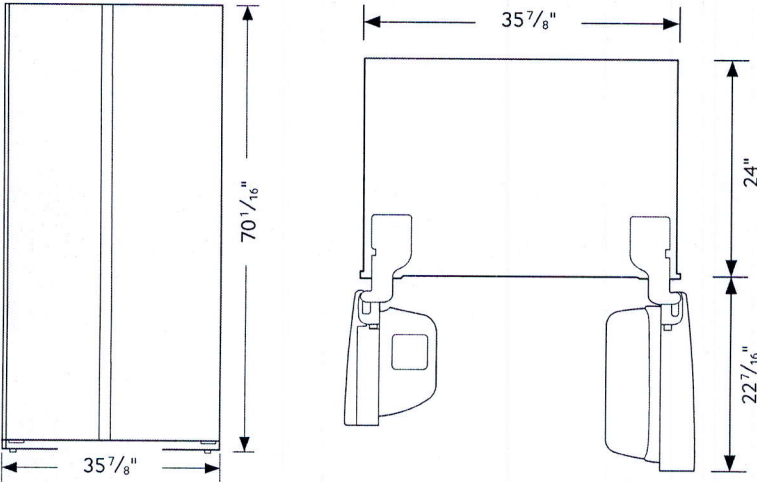
5. Ensure each door and entryway in the home is wide enough for the refrigerator to be moved through easily.

For optimal usage and to be able to open refrigerator doors completely, do not install next to a wall.

Please note: The following dimension and cutout information is for planning purposes only. For complete installation details, consult manual packed with product, or download manual online at [samsung.com](#).



Dimensions



Actual color may vary. Design, specifications, and color availability are subject to change without notice. Non-metric weights and measurements are approximate.  
©2020 Samsung Electronics America, Inc., 85 Challenger Road, Ridgefield Park, NJ 07660. Tel: 800-SAMSUNG. [samsung.com](#). Samsung is a registered trademark of Samsung Electronics Co., Ltd.

Total Capacity: 21.5 cu. ft.

- Refrigerator: 14.1 cu. ft.
- 4 Tempered Glass Shelves

• 2 Clear Drawers

• 5 Door Bins
  - 1 Gallon Bin
  - 4 Door Bins

• LED Lighting

- Freezer: 7.4 cu. ft.
- External Filtered Water and Ice Dispenser (Crushed or Cubed Ice)

• In-Door Ice Maker

• 4 Tempered Glass Shelves

• 2 Drawers, 1 with Flip Cover

• 2 Door Bins

• LED Lighting

Accessories  
Water Filter: HAF-QIN

Warranty  
One (1) Year Parts and Labor on Refrigerator  
Five (5) Years Parts and Labor on Sealed Refrigeration System Only\*  
Ten (10) Years Parts and Five (5) Years Labor on Digital Inverter Compressor  
\*Compressor, evaporator, condenser, drier and connecting tubing.

Product Dimensions & Weight  
Dimensions (WxHxD with hinges, handles, doors and dispenser): 35<sup>7</sup>/<sub>8</sub>" x 70<sup>1</sup>/<sub>16</sub>" x 28<sup>5</sup>/<sub>8</sub>"  
Dimensions (WxHxD without hinges and door): 35<sup>7</sup>/<sub>8</sub>" x 68<sup>5</sup>/<sub>8</sub>" x 24"  
Dimensions (WxHxD with hinge and door, no handle): 35<sup>7</sup>/<sub>8</sub>" x 70<sup>1</sup>/<sub>16</sub>" x 28<sup>5</sup>/<sub>8</sub>"  
Weight: 256 lbs

Shipping Dimensions & Weight (WxHxD)  
Dimensions: 37<sup>3</sup>/<sub>4</sub>" x 75<sup>3</sup>/<sub>8</sub>" x 30<sup>1</sup>/<sub>8</sub>"  
Weight: 265 lbs

Color	Model #	UPC Code
Fingerprint Resistant Stainless Steel	RS22T5561SR	887276372198
Fingerprint Resistant Black Stainless Steel	RS22T5561SG	887276372181