

CONSTRUCTION SUMMARY

Mountainview Heights 3 (G) - Russell Gardens Building Ltd.

PURCHASERS: Gurdeep Singh BOPARAI and RANJIT KAUR BOPARAI

Attached

TEL:

LOT / PHASE	REG. PLAN #	HOUSE TYPE		
499 / 4	62M-1266	Mountainash Twelve Elev 3		

CABINETRY

1 - KITCHEN - DELETE CABINETS ABOVE STOVE - VENDOR WILL SUPPLY 6 INCH VENT AS PER CONSTRUCTION SPECIFICATIONS AND VENT MAY NOT BE IN THE APPROPRIATE LOCATION FOR INSTALLATION OF PURCHASER SUPPLIED VENT - PURCHASER TO SUPPLY OWN FAN AFTER CLOSING 11Mar22 Note: TEMPORARY HOOD FAN MAY BE PROVIDED	
1 - KITCHEN - DELETE CABINETS ABOVE STOVE - VENDOR WILL SUPPLY 6 INCH VENT AS PER CONSTRUCTION SPECIFICATIONS AND VENT MAY NOT BE IN THE APPROPRIATE LOCATION FOR INSTALLATION OF PURCHASER SUPPLIED VENT - PURCHASER TO SUPPLY OWN FAN AFTER CLOSING 07Mar22 Note: TEMPORARY HOOD FAN MAY BE PROVIDED	

CABINETRY ACCESSORIES

1 - PANTRY UNIT UPGRADE - TO GO FROM 300MM TO 600MM DEEP - PRICE IS PER FOOT - STANDARD 11Mar22 Note:	
1 - KITCHEN CABINETRY UPPER - FULL DEPTH ABOVE FRIDGE - WITH GABLES - 600MM - PRICE IS EACH - STANDARD 11Mar22 Note:	
1 - KITCHEN CABINETRY - BUILT-IN MICROWAVE/OVEN COMBO - STANDARD 07Mar22 Note:	
1 - KITCHEN CABINETRY BASE - PIE CUT CORNER CABINET - BASE CABINETRY - STANDARD 07Mar22 Note:	
1 - KITCHEN CABINETRY BASE - PULLOUT RECYCLE 2 BIN - PRICE IS EACH 07Mar22 Note:	
1 - KITCHEN CABINETRY BASE - PULLOUT WIRE SPICE RACK - PRICE IS EACH 07Mar22 Note:	
1 - KITCHEN CABINETRY BASE - COOKTOP CABINET WITH POT DRAWERS (2 DRAWERS) - STANDARD 07Mar22 Note:	

CERAMIC TILE

1 - DELETE ALL CERAMIC BATHROOM ACCESSORIES - DELETE TOWEL BAR, PAPER HOLDER & SOAP DISH THROUGHOUT 07Mar22 Note:	
1 - TILE - UPGRADE 4 FLOOR TILE - - SIDE ENTRANCE 07Mar22 Note:	
1 - TILE - UPGRADE 4 FLOOR TILE - - ENSUITE BATHROOM - FLOOR 07Mar22 Note:	
1 - TILE - UPGRADE 4 FLOOR TILE - - BATHROOM 4 - FLOOR 07Mar22 Note:	
1 - TILE - UPGRADE 4 FLOOR TILE - - BATHROOM 2/3 - FLOOR 07Mar22 Note:	
1 - TILE - UPGRADE 4 FLOOR TILE - - POWDER ROOM 07Mar22 Note:	
1 - TILE - UPGRADE 4 FLOOR TILE - - FOYER 07Mar22 Note:	

CONSTRUCTION SUMMARY

Mountainview Heights 3 (G) - Russell Gardens Building Ltd.

PURCHASERS: Gurdeep Singh BOPARAI and RANJIT KAUR BOPARAI

TEL:

LOT / PHASE	REG. PLAN #	HOUSE TYPE		
499 / 4	62M-1266	Mountainash Twelve Elev 3		
1 - TILE - UPGRADE 4 FLOOR TILE - - KITCHEN				
07Mar22 Note:				

CONSTRUCTION

4 - ENLARGE BASEMENT WINDOWS (MAY REQUIRE WINDOW WELLS) - WINDOW IS 30 INCHES X 24 INCHES				
21Jun21 Note:				
1 - SMOOTH CEILINGS ON FIRST FLOOR ONLY - DET				
21Jun21 Note:				

COUNTER TOP

1 - UPGRADE MAJESTIC MABLE - Powder				
07Mar22 Note:				
1 - UPGRADE MAJESTIC MABLE - Bdrm 4 El3				
07Mar22 Note:				
1 - UPGRADE MAJESTIC MABLE - Main 2/3				
07Mar22 Note:				
1 - UPGRADE MAJESTIC MABLE - Master				
07Mar22 Note:				
1 - UPGRADE MAJESTIC MABLE - Kitchen				
07Mar22 Note:				

ELECTICAL

1 - PLUG – ROUGH-IN FOR ELECTRIC CAR PLUG IN GARAGE – FOR FUTURE ELECTRIC CAR – 240V / 40-50 AMPS				
07Mar22 Note: SPECIFICATIONS REQUIRED				

ELECTRICAL

1 - KITCHEN - CANOPY HOOD FAN - 36" CYCLONE 550 CFM #SC51336				
11Mar22 Note:				
1 - BUILT IN OVEN AND COOKTOP PROVISION - PROVISION ONLY - ELECTRICAL ONLY				
07Mar22 Note:				
1 - PLUG - ELECTRICAL PLUG - TO BE INSTALLED OVER FIREPLACE				
07Mar22 Note:				
1 - PLUG - ELECTRICAL PLUG WITH GFI AND SWITCH - FOR FESTIVE LIGHTING				
07Mar22 Note:				
1 - 200 AMP ELECTRICAL SERVICE				
21Jun21 Note:				

FIREPLACE AND ACCESSORIES

1 - GAS LINE ROUGH-IN FOR STOVE (INCLUDES ELECTRICAL OUTLET) - FIRST FLOOR				
07Mar22 Note:				

HARDWOOD FLOORING

CONSTRUCTION SUMMARY

Mountainview Heights 3 (G) - Russell Gardens Building Ltd.

PURCHASERS: Gurdeep Singh BOPARAI and RANJIT KAUR BOPARAI

TEL:

LOT / PHASE	REG. PLAN #	HOUSE TYPE		
499 / 4	62M-1266	Mountainash Twelve Elev 3		
1 - LAMINATE – UPGRADE TO AVENUE SERIES IN LIEU OF STANDARD LAMINATE 07Mar22 Note:				
1 - HARDWOOD - GROUP A SERIES 5 INCH - IN LIEU OF 2 1/4 INCH NATURAL RED OAK - - LIBRARY/DEN 07Mar22 Note:				
1 - HARDWOOD - GROUP A SERIES 5 INCH - IN LIEU OF 2 1/4 INCH NATURAL RED OAK - - LIVING AND DINING ROOM 07Mar22 Note:				
1 - HARDWOOD - GROUP A SERIES 5 INCH - IN LIEU OF 2 1/4 INCH NATURAL RED OAK - - FAMILY ROOM 07Mar22 Note:				

HEATING AND AIR CONDITIONING

1 - AIR CONDITIONING - 13 SEER - 3 TON 07Mar22 Note:	
---	--

MIRRORS AND GLASS

1 - MASTER ENSUITE – FRAMELESS GLASS SHOWER ENCLOSURE – INCLUDES CHROME KNOB AND HINGES 07Mar22 Note:	
2 - FRAMELESS GLASS SHOWER DOOR - INCLUDES CHROME KNOB & HINGES-bed 2/3 AND ENSUITE 4 07Mar22 Note:	

MISCELLANEOUS

1 - GARAGE DOOR OPENER – LIFEMASTER 8355 WITH BELT DRIVE – INLCUDES 1 KEYPAD & 2 HANDHELD CONTROL 07Mar22 Note:	
--	--

PLUMBING

1 - KITCHEN - TECCO SINK - MODEL # 141 07Mar22 Note:	
1 - WATER LINE FOR FRIDGE - ROUGH-IN ONLY 07Mar22 Note:	
5 - SINK - UNDERMOUNT SINK - TECO BATH #4815-FOR ALL BATH VANITIES 07Mar22 Note:	
1 - ADD IN BED 2/3 ENSUITE-----5 FOOT SHOWER WITH SLIDING GLASS CHROME DOORS IN LIEU OF TUB 21Jun21 Note:	

PROMOTIONAL

1 - LESS CREDIT FROM PURCHASER EXTRA SHEET IN OFFER 21Jun21 Note:	
--	--

STAIRS AND RAILINGS

1 - STAINED STAIRS – STANDARD STAIRCASE - PRICE IS PER SET 07Mar22 Note:	
1 - EUROLINE 0 PICKETS 07Mar22 Note:	

CONSTRUCTION SUMMARY

Mountainview Heights 3 (G) - Russell Gardens Building Ltd.

PURCHASERS: Gurdeep Singh BOPARAI and RANJIT KAUR BOPARAI

TEL:

LOT / PHASE 499 / 4	REG. PLAN # 62M-1266	HOUSE TYPE Mountainash Twelve Elev 3		
I - V GROOVE HANDRAIL 07Mar22 Note:				

EXTRAS AS PER OFFER

(1) The Vendor agrees that notwithstanding any other term or provision in this Agreement included in the Purchase Price and in addition to those items detailed in Schedule GP to the Agreement of Purchase and Sale, the Purchaser is entitled to a credit of Worksheet Note:	
PURCHASER(S) ACKNOWLEDGES THAT THE PURCHASE PRICE IS INCLUSIVE OF ALL CREDITS AND PROMOTIONAL PACKAGES AVAILABLE AT TIME OF PURCHASE. Worksheet Note:	
Granite kitchen counter top, from Vendor?s standard samples Worksheet Note:	
Purchase Price includes a walk up from the basement to the rear of the dwelling unit, and the obligation to construct the house with the walk up is subject to the Vendor?s approval, in its sole and unfettered discretion. The Purchaser acknowledges and ag Worksheet Note:	

This Document is Extremely Time Sensitive - Printed 24 Mar 22 at 11:27

LG COOKING

LWC3063_

Combi Wall Oven

1.7 cu.ft. Microwave (Speed Oven)

Infrared Heating™

4.7 cu.ft. Oven

True Convection

Steam Cooking

Self+EasyClean


SmartThinQ® Technology



SmartThinQ®

Enjoy new ways to control your home with LG smart appliances

- Start or stop your Oven remotely
- Set your Monitor Status from your smartphone
- Works with the LG SmartThinQ® app



SUMMARY

Total Oven Capacity (cu. ft.)	6.4 (Upper & Lower)
Colors	Stainless Steel / Black Stainless Steel

UPPER OVEN FEATURES

Capacity (cu.ft)	1.7
Interior(Cavity) - Upper MWG / Lower Oven	Stainless / Enamel Coating
Microwave Power output	950W
Microwave mode power consumption	1650W
Convection Bake mode power consumption	1600W
Broil mode power consumption	1300W
Convection Element (W)	1500W (Sheath heater)
Broil Upper Element (W)	1200W (500W + 700W)
Broil Lower Element (W)	375W
Microwave	Yes
Convection Bake	Yes
Broil	Yes
Speed cook	Yes
- # of Defrost (4 Menu)	Meat / Poultry / Fish / Bread
- # of Sensor cook (9Menu)	Beverage / Casserole / Chicken / Pasta / Pizza / Plate of food / Rice / Soup / Vegetable Bacon(regular sliced) / Bagels(frozen) / Baked potatoes(7-9oz/ea) / Brownie / Cod fillets(1 lb) / Corn dog(frozen) / Fresh vegetable / Frozen chicken wings / Frozen fries / Frozen chicken nuggets / Frozen pizza(regular crust) / Frozen soft pretzels / Frozen vegetable / Garlic bread(sliced, frozen) / Hamburger(1/2" thick) / Lamb chops(1/2" thick, 6-7oz) / Meat loaf(9" X 5") / Nachos / Oatmeal / Pork chops(1/2" thick, 6-7oz) / Quinoa / Ribeye steak(1" thick 14-15oz) / Rice / Salmon steak(1" thick) / Sausage / Sirloin steak(1" thick, 18-21oz) / Tenderloin / Vegetable-canned
- # of Auto cook (28Menu)	
- # of Soften (4Menu)	Butter / Cream Cheese/ Frosting / Ice Cream
- # of Melt (5Menu)	Butter / Caramel / Cheese / Chocolate / Marshmallow

LOWER OVEN FEATURES

Capacity (cu.ft)	4.7
EasyClean®	Yes
Self Clean	Yes (3,4,5 hours)
Variable cleaning time	Yes (3,4,5 hours)
Variable broil	Yes (Full,Center / High,Med,Low)
Broil element	2,500 watts inner / 1,500 watts outer
Bake element	2,500 watts
Bake element type	Hidden (8 pass)
- # of rack position	5
12 hrs. shut-off	Yes
- # of light	2 (Halogen Lamp)
Convection conversion	Yes
-Convection element	Yes (2,000 watts Sheath heater)
Convection System/Mode/Cooking System	True Convection
Convection Fan	Single Speed
Oven Cooking mode	Conv.Bake / Conv.Roast / Bake / Broil / Steam Bake / Steam Roast / Probe / more mode (Favorite/Warm/Proof)
Oven Control Features	Glass Touch (SmoothTouch™)
Door Lock	Yes

CONTROL

Oven Control Type	Glass Touch (SmoothTouch™)
Display	White VFD
Language	English / Spanish / French
Smart Function	Wi-Fi / Smart Buzzer
Clock	12 hr or 24 hr (option)
Kitchen Timer	Yes
Timed Cook	Yes
Temperature Unit of Measure	Fahrenheit / Celsius
Cooking Complete Reminder Volume	Beeper (1.Loud, 2.Low, 3.Mute)
Sabbath Mode	Yes

APPEARANCE

Available Colors	Stainless Steel / Black Stainless Steel
Handle/Knobs	Stainless Steel Finish (Aluminum) Black Stainless Steel Finish (Aluminum)
Oven Door Feature	WideView™ Window
Scratch-Resistant	Yes
PrintProof™ Finish	Yes (Black Stainless Steel Only)

SmartThinQ® SMART FEATURES

SmartDiagnosis™	Yes
Wi-Fi Connectivity	Yes
Works with	Google Assistant and Amazon Alexa
SmartThinQ® with Inniti and SideChef	Yes

DIMENSIONS/CLEARANCES/WEIGHT

Shipping Weight (lbs)	244 lbs
Product Weight (lbs)	194 lbs
Product (W x H x D)	29 3/4" x 43 9/11" x 24 1/2"
Cut-out (W x H x D)	28 1/2" x 43 7/16" x 23 1/2"
Overall Depth (in) - including handle	26 7/8"
Oven Interior Dimensions (Upper) (in) (W x H x D)	20 8/11" x 8 9/25" x 17 5/13"
Oven Interior Dimensions (Lower) (in) (W x H x D)	24 1/2" x 17 5/8" x 18 7/8"
Carton Dimensions (in) (W x H x D)	33" x 30" x 50"

POWER/RATINGS

Max. Amp load	40A
Rating	7.8kW
Requirements	120 / 240 VAC, 120 / 208 VAC

ACCESSORIES

Glass Tray(Upper)	Yes
Metal Tray(Upper)	Yes
Rack(Upper)	Yes
Broiler pan & Grid	Yes
Gliding Rack	1
Heavy Duty Rack	2
Meat probe	Yes
Scouring Pad	Yes

WARRANTY

Parts & Labor	1 Year
---------------	--------

UPC CODES

LWC3063ST (Stainless Steel)	048231339810
LWC3063BD (Black Stainless Steel)	048231339827

LG COOKING

LWC3063
Combi Wall Oven

QUICK INSTALL & CLEARANCES

For full installation directions/clearances please refer to the corresponding User Manual and Installation Guide.

DIMENSIONS / CLEARANCES / WEIGHT

Product Dimensions (in) (W x H x D)	29 3/4" x 43 9/11" x 24 1/2"
Cut-out (W x H x D)	28 1/2" x 43 7/16" x 23 1/2"
Overall Depth (in) - including handle	26 7/8"
Actual Depth with Door Open (Upper) (in):	37.1"
Actual Depth with Door Open (Lower) (in):	45.7"
Oven Interior Dimensions (Upper) (in) (W x H x D)	20 8/11" x 8 9/25" x 17 5/13"
Oven Interior Dimensions (Lower) (in) (W x H x D)	24 1/2" x 17 5/8" x 18 7/8"
Carton Dimensions (in) (W x H x D)	33" x 30" x 50"

POWER RATINGS

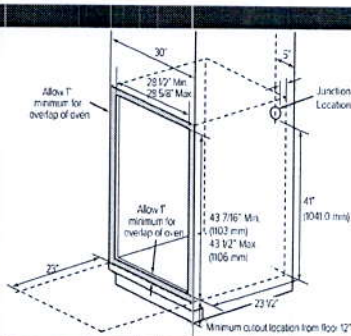
Max. Amp load	40A
Rating	7.8kW
Requirements	120 / 240 VAC, 120 / 208 VAC

INSTALLATION REQUIREMENTS

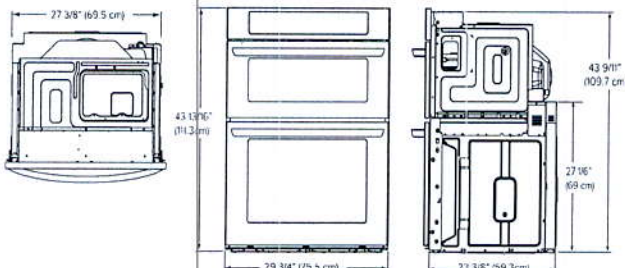
- The cabinet base platform must be able to support 202 lbs (91.65 kg) for a Microwave Combination Wall Oven. If the cabinet does not have a solid bottom, two braces or runners must be installed level with the bottom of the cutout to support the weight of the oven. Make sure the base is level and the front of the cabinet is square. If the cabinet base is not level, the oven racks will tend to slide out when opening the door.
- If marks, blemishes or the cutout opening are visible above the installed oven, it may be necessary to add wood shims under the runners and front trim until the marks or opening are covered.
- If the cabinet does not have a front frame and the sides are less than 3/4" (1.9 cm) thick, shim both sides equally to establish the cutout width.
- The junction box must be flush with the rear wall of the cabinet as shown below.
- Allow at least a 23" clearance for the door depth when it is open.
- Kitchen cabinets in contact with the oven must be heat resistant up to 194°F (90°C), and fronts of nearby units up to at least 158°F (70°C).

CUTOUT DIMENSIONS

- Cabinet Width: 30" (762 mm)
- Recommended Minimum Cutout Location from Floor: 12" (304.8 mm)
- Cutout Depth: 23 1/2" Min. (596.9 mm)
- Cutout Width: 28 1/2" Min. (723.9 mm)
28 5/8" Max. (727 mm)
- Cutout Height: 43 7/16" Min. (1103 mm)
43 1/2" Max. (1106 mm)

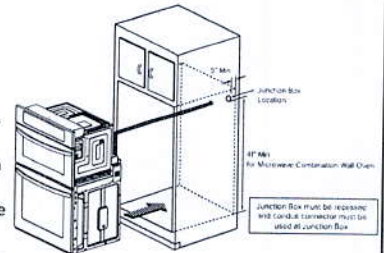


PRODUCT DIMENSIONS



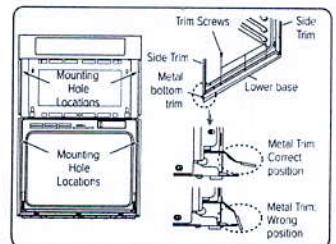
ELECTRICAL CONNECTIONS

- Be sure the wall oven is installed and grounded properly by a qualified installer or service technician.
- This wall oven must be electrically grounded in accordance with local codes or, in their absence, with the National Electrical Code ANSI/NFPA No.70- latest edition in United States, or with CSA Standard C22.1-1982 and C22.2 No.01982 (or latest edition), Canadian Electrical Code, Part 1, and all local codes and ordinances.
- This wall oven must be supplied with the proper voltage and frequency, and connected to an individual, properly grounded branch circuit, protected by a circuit breaker or fuse. For the circuit breaker or fuse required by this model, see the rating plate to find the wattage consumption and refer to the table below to get the circuit breaker or fuse amperage.
- A Microwave Combination Wall Oven can consume up to 7,800 W at 240 VAC. A 50 Amp circuit breaker with wire gauge #8 AWG must be used.
- Do Not ground to a gas pipe.
- Do Not have a fuse in the neutral or grounding circuit.
- A U.L.-listed conduit connector must be provided at the junction box.
- Prepare the electrical connection as follows:
 - Turn off the circuit breaker or remove fuses to the oven branch circuit.
 - With the oven positioned directly in front of the cabinet opening, connect the flexible conduit to the electrical junction box as shown below. Position the conduit in such a manner that it will lie on top of the oven in a natural loop when the oven is installed.
- If local codes permit connection of the frame grounding conductor to the neutral(white) wire, follow the instructions for a 3-wire circuit connection.
- If used in mobile homes or new construction, or a recreational vehicle, or local codes do not permit connection of the frame grounding conductor to the neutral(white) wire, follow the instructions for a 4-wire circuit connection.



INSTALL THE OVEN

- Install the oven into the cabinet as follows:
 - Slide the oven into the opening.
 - Loop (do not tie) a 36" (91 cm) string around the conduit before the oven is slid into place. Lay the string over the top of the oven and use it to keep the conduit from falling behind the oven.
 - Lift oven into cabinet cutout using the oven opening as a grip. Carefully push against the oven front frame. Do not push against outside edges.
 - While sliding the oven back, pull the string so that the conduit lies on the top of the oven in a natural loop.
 - When you are sure the conduit is out of the way, slide the oven 3/4 way back into the opening. Remove the string by pulling on one end of the loop.
 - Secure the oven.
 - Using the mounting holes on the oven side trim as a guide, drill pilot holes for screws provided. (For securing the Combi Oven, use a minimum of 4 screws, one on each side in both the upper and lower ovens.)
 - Secure the oven to the cabinet with screws provided. If the cabinet is particle board, you must use 3/4" particle board screws. These may be purchased at any hardware store.
- Install the metal bottom trim.
 - Place the metal bottom trim centered over the pre-drilled mounting holes on the lower base.
 - Using 3 screws provided, secure the bottom trim to the bottom edge of the cabinet.
- Reinstall the oven door.



Find a product...

▼ Categories



(https://www.canadianappliance.ca/air-miles)

▼ Showrooms

Shop In Store, For Lower Prices Than On Website:* [Info >>](#)

BUNDLE & SAVE UP TO 25% OFF* -
Chat + In Store Only

Buy x2 **Save 10%**, Buy x3 **Save 15%**, Buy x4+ **Save 20%** on LG Studio!* [Info >>](#)

Home (https://www.canadianappliance.ca/) > Refrigerators (https://www.canadianappliance.ca/Refrigerators-And-Fridges-3/) > Full Size Refrigerators (https://www.canadianappliance.ca/Refrigerators-And-Fridges-3/Full-Size-Refrigerators-38/) > French Door Refrigerators (https://www.canadianappliance.ca/Refrigerators-And-Fridges-3/Full-Size-Refrigerators-38/French-Door-Refrigerators-48/) > **Availability: Online or In-Store**

LG LFXS28596S



(https://www.canadianappliance.ca/LG-Appliances-Canada-B24/)

Authorized Dealer

LG LFXS28596S French Door Refrigerator, 36 inch Width, ENERGY STAR Certified, 27.5 cu. ft. Capacity, Freezer Located Ice Dispenser, Exterior Water Dispenser, LED Lighting, Fingerprint Resistant, Stainless Steel colour

Same/Next Day Delivery Available

Up to 3 years
FREE extended
warranty!
i



(/img/xxlarge/lg/french-door-freestanding-refrigerator/LFXS28596S_1.jpg)

\$2,000

Description & Features

Specs

Manuals

Video

Rebate

Reviews

Warranty

Financing

Install

FAQ

Reviews (https://www.canadianappliance.ca/product/LG_LFXS28596S_French_Door_Refrigerator_LG_L...)

Rebates (https://www.canadianappliance.ca/product/LG_LFXS28596S_French_Door_Refrigerator_LG_L...)

Warranty (https://www.canadianappliance.ca/product/LG_LFXS28596S_French_Door_Refrigerator_LG_L...)

Financing (https://www.canadianappliance.ca/product/LG_LFXS28596S_French_Door_Refrigerator_LG_L...)

Install (https://www.canadianappliance.ca/product/LG_LFXS28596S_French_Door_Refrigerator_LG_LFX...)

FAQ (https://www.canadianappliance.ca/product/LG_LFXS28596S_French_Door_Refrigerator_LG_LFXS...)

BRAND	
LG Brand	Yes
WIDTH	
36"	Yes
DEPTH	
Standard Depth	Yes
CAPACITY (cu.ft.)	
27.5	Yes
CAPACITY	
Refrigerator	18.2
Freezer	9.3
Total	27.5
FEATURES	
InstaView®	Yes
Door-in-Door®	Yes
Inverter Linear Compressor	Yes
ENERGY STAR®	Yes
Energy Consumption (kWh/Year)	724
Ice & Water Dispenser	Yes
Control & Display	Membrane (White LED)
Dispenser Type	Integrated Tall
Slim SpacePlus® Ice System	Yes
IcePlus System	Yes
Fresh Air Filter	Yes
Multi-Air Flow Cooling	Yes
Smart Cooling Plus	Yes
Temperature Control	Electronic/Digital
Temperature Sensors	6
Water Filtration	LT1000P
Door Alarm	Yes
LoDecibel Quiet Operation	Yes
Smart Diagnosis®	Yes
SmartThinQ®	WiFi
Door Cooling+	Yes
REFRIGERATOR	
No. of Shelves	4 Split (1 Folding)
Spill Protector Tempered Glass	Yes
Shelf Construction	Hybrid
Glide N' Serve Pantry Drawer	Yes
Digital Temperature Control (Pantry)	Yes
Crisper Bins	2 Humidity Crispers
Refrigerator Lighting	Ceiling LED
REFRIGERATOR DOOR	
No. of Door Bin	7
Door Bin Material	Clear (1PC)
FREEZER	
SmartPull Handle	Yes
Door Type	Drawer
No. of Drawers/Shelves	2
Drawer Divider	Yes
Ice Bucket	Yes
Freezer Light	Premium LED (RR Door Cap Deco)
Dual Ice Maker	Yes
MATERIALS/FINISHES	
Door Style	Contour

\$3,009

Handles	Matching Commercial Handles
Flat Duct	Yes
DIMENSIONS/CLEARANCES	
Depth w/ Handles	36 1/4"
Depth w/o Handles	33 3/4"
Depth w/o Door	29 7/8"
Depth (Total with Door Open)	48 1/4"
Height to Top of Case	68 3/8"
Height to Top of Door Hinge	69 3/4"
Width	35 3/4"
Width (door open 90 deg. w/ handle)	44 1/4"
Width (door open 90 deg. w/o handle)	39 1/4"
Door Edge Clearance w/Handle	4 1/2"
Door Edge Clearance w/o Handle	1 3/4"
Installation Clearance	Sides 1/8", Top 1", Back 2"
Weight (lbs): Unit/Carton	323lbs./348lbs.
Carton Dimensions(WxHxD)	38" x 73" x 39"
UPC CODES	
Stainless Steel	048231794824
WARRANTY	
1 Year on parts and Labor	Yes
7 Years on the Sealed System	Yes
10 Years on Compressor	Yes

24DX2995 24LW2995 24RO2995 24LE2998 24GO2999 24LQ2999 24TS2999 24FU2999 24BR2999 24BB2999 24GE2999 24Z999



BUY
SAV

Save
20%

when you purc
4 or more LG S
Kitchen Applia

FEBRUARY

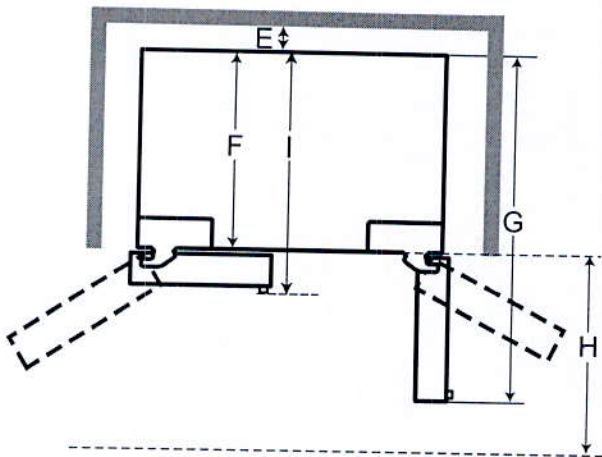
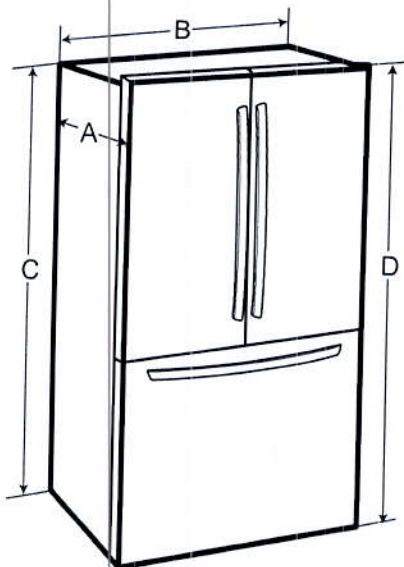
Complete Suite

\$2,000

14 INSTALLATION

Dimensions and Clearances

- Check the dimensions of the appliance and the installation path to ensure there is sufficient room to move the refrigerator through doors or narrow openings.
- If an opening is too narrow to fit the refrigerator through, the doors must be removed.
- The installation location chosen for the refrigerator should allow space behind the unit for connections and airflow and space in front to open the doors and drawers.
- Too small of a distance from adjacent items may result in lowered freezing capability and increased electricity consumption charges. Allow at least 24 inches (610 mm) in front of the refrigerator to open the doors, and at least 2 inches (50.8 mm) between the back of the refrigerator and the wall.



-	List	LFXS28596*/ LMXS28596*	LFXS26596*	LFXC22596*
A	Depth without handle	33 3/4" (857 mm)	32 3/8" (822 mm)	28 3/4" (728 mm)
B	Width	35 3/4" (908 mm)	35 3/4" (908 mm)	35 3/4" (908 mm)
C	Height to Top of Case	68 3/8" (1737 mm)	68 3/8" (1737 mm)	68 3/8" (1737 mm)
D	Height to Top of Hinge	69 3/4" (1772 mm)	69 3/4" (1772 mm)	69 3/4" (1772 mm)
E	Back Clearance	2" (50 mm)	2" (50 mm)	2" (50 mm)
F	Depth without Door	29 7/8" (759 mm)	28 1/2" (724 mm)	24 3/4" (630 mm)
G	Depth (Total with Door Open 90°)	48 1/2" (1232 mm)	47 1/8" (1197 mm)	43 1/2" (1103 mm)
H	Front Clearance	24" (610 mm)	24" (610 mm)	24" (610 mm)
I	Depth With handle	36 1/4" (921 mm)	34 7/8" (886 mm)	31 1/4" (792 mm)

PRODUCT SPECIFICATIONS

The appearance and specifications listed in this manual may vary due to constant product improvements.

Electrical requirements: 115 V, 60 Hz
Min. / Max. water pressure: 20 - 120 psi (138 - 827 kPa)

Model	LFXS28596*
Description	Standard-depth, Door-in-Door French door refrigerator, bottom freezer
Net weight	322 lb (146 kg)

Model	LMXS28596*
Description	Standard-depth, Door-in-Door French door refrigerator, bottom freezer
Net weight	337 lb (153 kg)

Model	LFXS26596*
Description	Standard-depth, Door-in-Door French door refrigerator, bottom freezer
Net weight	309 lb (140 kg)

Model	LFXC22596*
Description	Counter depth, Door-in-Door French door refrigerator, bottom freezer
Net weight	299 lb (136 kg)

Whirlpool®



DETAIL_03_1400x.jpg?

Whirlpool Stainless Steel 36" Gas Cooktop - WCG97US6HS

★★★★★ (309) Write a Review

Sku: 13297634 SALE Special Order

- Free Local Delivery - Details
- Special Order Item: Non-Cancellable
- 60 Day Low Price Guarantee - Details

\$ 1,398.00

⌚ Ends Wednesday, March 30

 ADD TO CART  Wishlist

AVAILABILITY FOR M5A

 DELIVERY

Special order item. Estimated delivery 8 - 16 weeks. You will be contacted by a product specialist with more details.

 PICKUP

Special order item. Estimated delivery 8 - 16 weeks. You will be contacted by a product specialist with more details.

 VIEW IN SHOWROOM (/)



Payment Options:



\$58.25 / month + taxes/fees
With 24 month financing

+ View Available Leon's FlexitiCard Plans



(//www.facebook.com/interh8/)

u=https://https://onsvcaep.org

Get the most out of your mealtime routine with a 5-burner cooktop that does more and cleans up fast. An extra burner and removable griddle give you versatility, while EZ-2-Lift™ cast iron grates are hinged so there's no need to remove them to wipe underneath. For added flexibility, install this cooktop over a wall oven or on its own.

Specifications

gas- gas-

cooktop-cooktop-

wcg97ms6931us6hs&via=lec

Stainless

21" Steel

Depth 36"

Gas

Cooktop

—

WCG97US6HS)

Finish:

Stainless Steel

Package Includes:

Manuals

Product Details:

Stainless Steel Surface with Griddle

Front Controls

Power Cord Included

UL Certified

120V; 60 Hz; 15 Amps

UPC:

883049468006

Warranty:

1 Year Ltd. Warranty Parts & Labour

Controls:

Cooktop Control Type: Knobs

Oven Control Type: N/A

Display: N/A

[Read More](#)

Overview

Get the most out of your mealtime routine with a 5-





BUY MORE, SAVE MORE! BUY 2 OR MORE SELECT MAJOR APPLIANCES AND SAVE!*

VIEW SAVINGS ▼

*Discount automatically applied in cart when 2 or more qualifying Major Appliances have been added and subtotal is \$1496 or more. Offer excludes Amana, KitchenAid, Midea, GE Café and Samsung Laundry. Limited time only!

Home (/) > Appliances (/collections/appliances) > Kitchen (/collections/appliances-kitchen) > Dishwashers (/collections/appliances-kitc



https://www.lg.com/us/86055524/86055524_4_1_1400x.jpg

LG Smudge Resistant Stainless Steel Top Control Wi-Fi Enabled Dishwasher with TrueSteam® and 3rd Rack - LDTS5552S

Be the First to Review!

Sku: 86055524 SALE

Free Local Delivery - Details
60 Day Low Price Guarantee - Details

\$ 998.00

⌚ Ends Wednesday, March 30

🛒 ADD TO CART ❤️ Wishlist

AVAILABILITY FOR M5A



 DELIVERY

High demand item. Delivery times are delayed. Please chat with us online or phone your local Leon's for estimated delivery dates. Thank you for your patience.

 PICKUP

High demand item. Arrival times are delayed. Please chat with us online or phone your local Leon's for estimated arrival dates. Thank you for your patience.

 VIEW IN SHOWROOM (/)

Payment Options:



VISA



\$41.58 / month + taxes/fees
With 24 month financing

 View Available Leon's FlexitiCard Plans



<http://www.leons.ca>

<http://www.leons.ca>

Truly clean dishes have never been smarter. With access to LG's ThinQ app, you can be notified the second your dishes are done, and even synch it up with your Alexa or Google Assistant! Plus, it's jam packed with the latest in cleaning features, including TrueSteam – the cycle that runs your dishes through high temperature steam to get rid of those gross water marks, for a sparkling clean. Combined with the QuadWash technology that uses 4 multi-motion spray arms for a thorough clean on all your dishes, including the extra dishes on the adjustable third rack. Give your dishes true cleanliness.

Specifications

Dimensions

23.75"	33.75"	24.75"
Width	Height	Depth

Care Instructions:

Follow directions in use and care manual

Finish:

Smudge-Proof Stainless Steel

MPN:

LDT55552S

Product Details:

NeverRust™ Stainless Steel Tub

QuadWash®

TrueSteam®

3-Stage Filtration System

ENERGY STAR® Qualified

Fully integrated Top Control Panel

NSF® Certified

UPC:

048231342346

Warranty:

1 year parts and labour 5 years parts on Control Board, rack, and stainless steel

and- and-

3rd- 3rd-

rack- rack-

ldts55552s&via=leon:

Smudge

Resistant

Stainless

Steel

Top

Control

