

CONSTRUCTION SUMMARY				
Mountainview Heights 3 (G) - Russell Gardens Building Ltd.				
PURCHASERS: Gaurav Gangaram SHEEL and Rashmi Gaurav SHEEL			TEL: RES.: 416-893-7962	
LOT / PHASE	REG. PLAN #	HOUSE TYPE		
96 / 3	62M-1266	Valleycreek Five Elev 3		

CABINETRY

1 - KITCHEN - DELETE CABINETS ABOVE STOVE - VENDOR WILL SUPPLY 6 INCH VENT AS PER CONSTRUCTION SPECIFICATIONS AND VENT MAY NOT BE IN THE APPROPRIATE LOCATION FOR INSTALLATION OF PURCHASER SUPPLIED VENT - PURCHASER TO SUPPLY OWN FAN AFTER CLOSING 30Sep21 Note: TEMPORARY HOOD FAN MAY BE PROVIDED	New	★
---	-----	---

CABINETRY ACCESSORIES

1 - CABINETRY FEE FOR FLUSH CUTOUT ON WALL OVEN/MICROWAVE COMBO CABINET ONLY 28Sep21 Note:	New	★
1 - KITCHEN CABINETRY - APPLIANCE DOOR PANELS - 24" DISHWASHER DOOR PANEL (SUPPLY ONLY) - STANDARD 28Sep21 Note:	New	★
1 - KITCHEN CABINETRY - APPLIANCE DOOR PANELS - FRIDGE DOOR PANELS - SUPPLY ONLY - 30"-36" WIDE FRIDGES - STANDARD 28Sep21 Note:	New	★
1 - KITCHEN CABINETRY - BUILT-IN FRIDGE CABINET - PRICE IS EACH 28Sep21 Note:	New	★
1 - KITCHEN CABINETRY UPPER - FULL DEPTH ABOVE FRIDGE - WITH GABLES - 600MM - PRICE IS EACH - STANDARD 18Feb21 Note:		
1 - KITCHEN CABINETRY - BUILT-IN MICROWAVE/OVEN COMBO - STANDARD 18Feb21 Note:		
1 - KITCHEN CABINETRY BASE - COOKTOP CABINET WITH POT DRAWERS (2 DRAWERS) - STANDARD 18Feb21 Note:		
1 - KITCHEN- EXTEND BASE AND UPPER CABINETRY & RELOCATE SINK AND DISHWASHER TO STOVE WALL AS PER SKETCH - STANDARD CABINETRY AND COUNTERTOP 05Feb21 Note:		

CERAMIC TILE

1 - TILE - UPGRADE 3 FLOOR TILE - - POWDER ROOM 01Feb21 Note:	
1 - TILE - UPGRADE 3 FLOOR TILE - - KITCHEN 01Feb21 Note:	
1 - TILE - UPGRADE 3 FLOOR TILE - - FOYER 01Feb21 Note:	
1 - PRICE IS FOR LABOUR ONLY - INSTALL TILE IN A STAGGERED PATTERN - - ENSUITE WALL TILE - SHOWER 01Feb21 Note:	
1 - TILE - UPGRADE 3 WALL TILE - - ENSUITE WALL TILE - SHOWER 01Feb21 Note:	
1 - TILE - UPGRADE 3 FLOOR TILE - - ENSUITE BATHROOM - FLOOR 01Feb21 Note:	


CONSTRUCTION

HPCN36WS
36-INCH CHIMNEY WALL HOOD
PROFESSIONAL® SERIES



- FEATURES & BENEFITS
- Professional® Series chimney wall hoods create a crafted, sculpted focal point
- Designed to complete the ultimate cooking system with Thermador ranges
- Powerfully Quiet® system accepts integral, inline, and remote blowers
- Dishwasher-safe stainless steel, commercial-style baffle filters
- Beautiful illumination with multi-level, vivid LED lights

- ACCESSORIES (OPTIONAL)
25 ft. Blower Connector Cable - EXTNCB25W
For use with the following inline and remote blowers: VTR630W, VTR1030W, VTR1330W, VTI610W, VTI1010W
Roofplates
RFPLT600P - For use with 600 CFM remote blower VTR630W
RFPLT1000P - For use with 1000 CFM remote blower VTR1030W and 1300 CFM blower VTR1330W
6" Tall Duct Cover, 36" Wide CHMHP366W
18" - 35" Tall Duct Cover, 36" Wide CHMHP36TW
42" - 59" Tall Duct Cover, 36" Wide CHMHP36XTW
Remote Control Panel
REMCPW - Ability to vertically install on cabinetry or wall to control hood in a convenient location



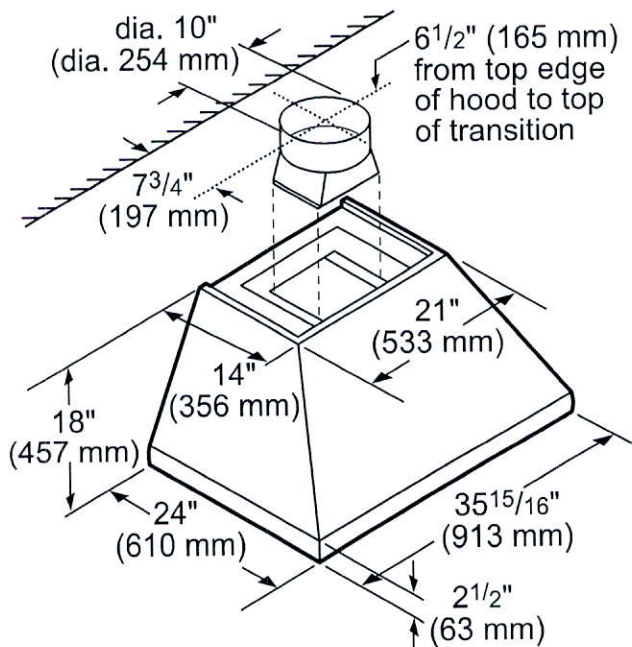
GENERAL PROPERTIES	
Features	
Multi-Level LED Lights with Fading Transitions, Automatic Mode, Check Filter Reminder Light, Delay Shut-Off	
Operating Mode	Ducted
Maximum CFM	Blower Sold Separately
Number of Speed Settings	4-Stage
Motor Location	Integral / Inline/ Remote
Number of Lights	2
Bulb Type	LED
Total Power of the Lamps (W)	2.4 W
Damper Included	Yes
Grease Filter Material	Washable Stainless Steel
Grease Filter Type	Stainless-Steel Commercial Style Baffle Filter
Home Connect™ (Wi-Fi Enabled)	No
TECHNICAL DETAILS	
Watts (W)	See Chart on Page 3
Current (A)	See Chart on Page 3
Volts (V)	120 V
Frequency (Hz)	60 Hz
Plug Type	Fixed Connection, No Plug
DIMENSIONS & WEIGHT	
Overall Appliance Dimensions (Width of Canopy Included) (HxWxD) (in)	18" x 35 15/16" x 24"
Height of the Chimney (in)	Duct Covers Sold Separately
Minimum Required Distance Above Gas / Electric Cooking Surface	30" / 30"
Diameter of Air Duct (in) Top	10"
Net Weight (lbs)	70 lbs
BLOWER OPTIONS	
Remote Blower (Mounted to Roof or External Wall)	VTR630W - 600 CFM
	VTR1030W - 1000 CFM
	VTR1330W - 1300 CFM
Inline Blower (Mounted Between Kitchen and External Wall)	VTI610W - 600 CFM
	VTI1010W - 1000 CFM
Integrated Blower (Mounted in Hood)	VTN630W - 600 CFM
	VTN1090R - 1000 CFM
WARRANTY	
Limited Warranty Parts and Labor	2 Year

Page 1 of 5 Purchaser is aware  
old vent is only 6" 3 / 19

# HPCN36WS 36-INCH CHIMNEY WALL HOOD PROFESSIONAL® SERIES

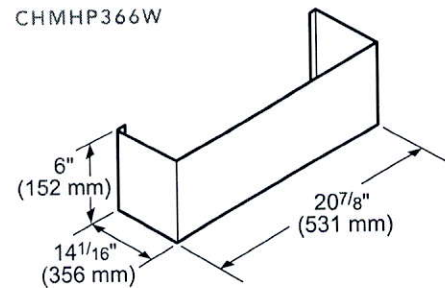


## HOOD DIMENSIONS



## OPTIONAL ACCESSORIES

6" TALL DUCT COVER  
CHMHP366W



Standard duct cover for up to 8-foot ceiling heights



18" – 35" TALL  
TELESCOPING  
DUCT COVER  
CHMHP36TW

Telescoping design for extension up to 9-foot to 10-foot ceiling heights



42" – 59" TALL  
TELESCOPING  
DUCT COVER  
CHMHP36XTW

Telescoping design for extension up to 11-foot to 12-foot ceiling heights

REMOTE CONTROL PANEL  
REMCPW



Convenience at your fingertips: The remote control accessory offers the freedom to extend your hood controls to a more reachable spot

## PROFESSIONAL® SERIES

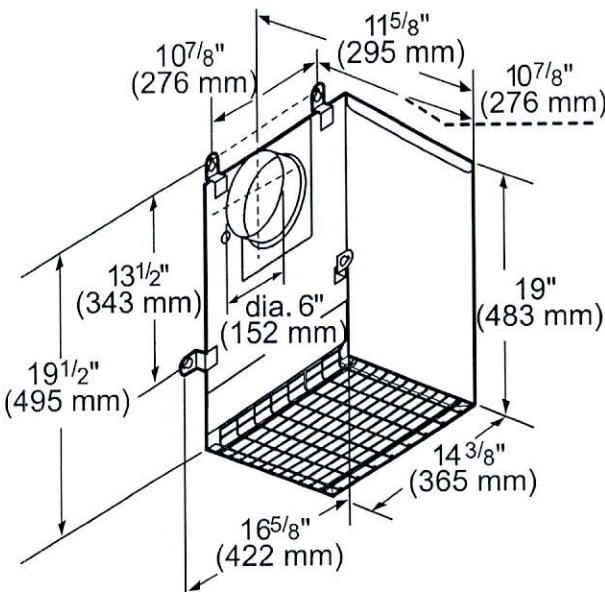


MODEL	DESCRIPTION		ELECTRIC LOAD						
			VTN630W	VTN1090R	VTI610W	VTI1010W	VTR630W	VTR1030W	VTR1330W
HPCN36WS	36" Chimney Wall Hood	Amps	4.0	7.4	5.9	7.8	5.9	7.8	11.3
		Watts	480	888	708	936	708	936	1,356

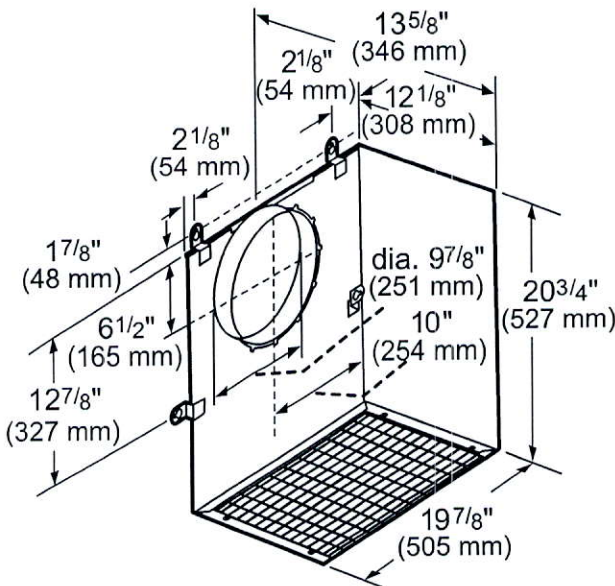
### REMOTE BLOWERS (MOUNTED TO ROOF OR EXTERNAL WALL)

VTR630W-600 CFM

VTR1030W-1000 CFM

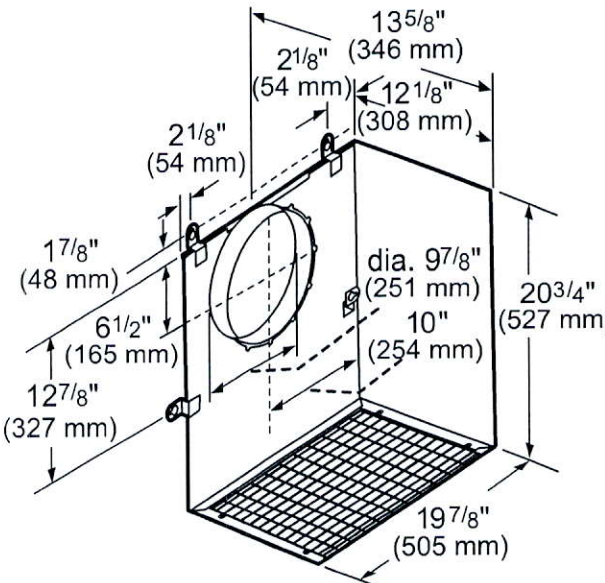


measurements in inches and mm



measurements in inches and mm

VTR1330W-1300 CFM



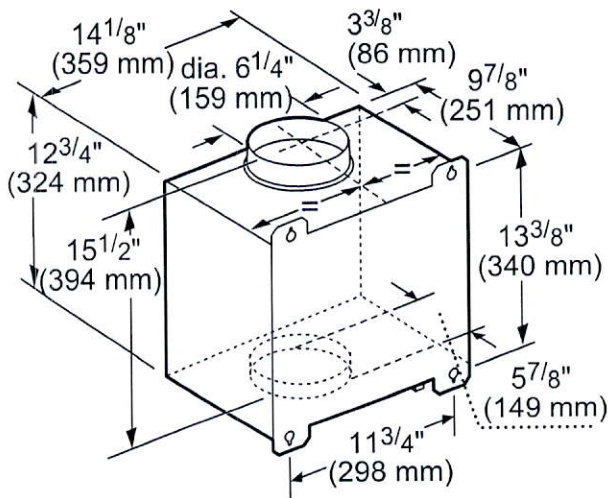
measurements in inches and mm

# HPCN36WS 36-INCH CHIMNEY WALL HOOD PROFESSIONAL® SERIES



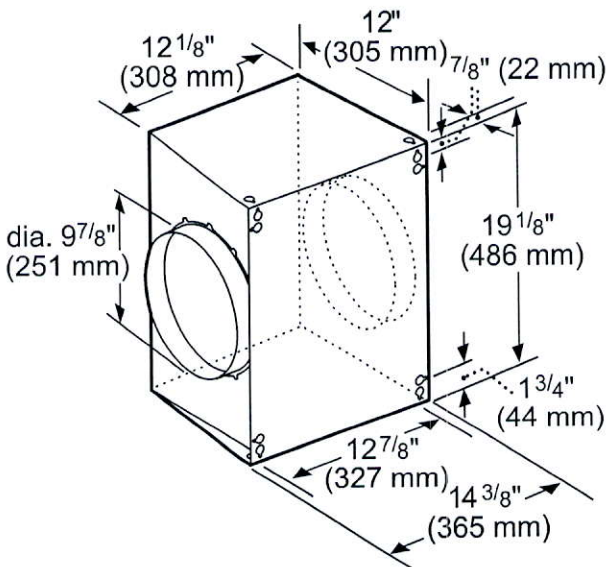
INLINE BLOWERS (MOUNTED BETWEEN KITCHEN AND EXTERNAL WALL)

VTI610W-600 CFM



measurements in inches and mm

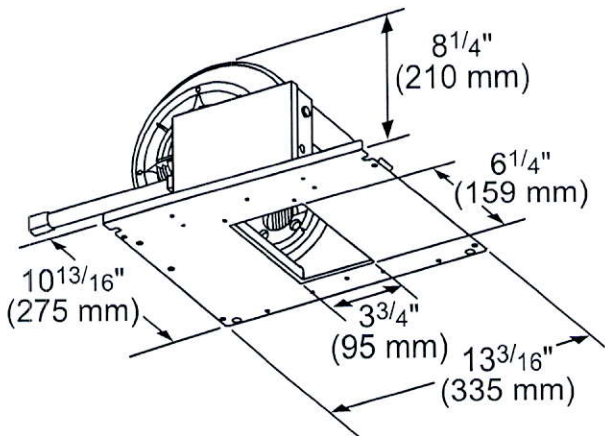
VTI1010W-1000 CFM



measurements in inches and mm

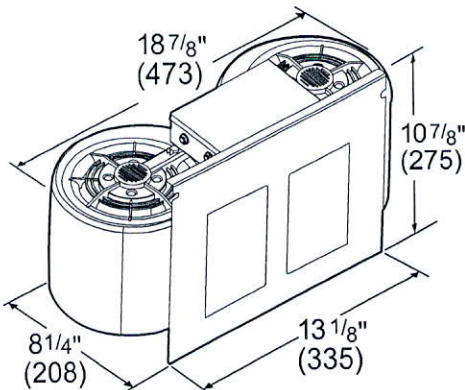
INTEGRATED BLOWERS (MOUNTED IN HOOD)

VTN630W-600 CFM



measurements in inches (mm)

VTN1090R-1000 CFM



measurements in inches and mm

# HPCN36WS

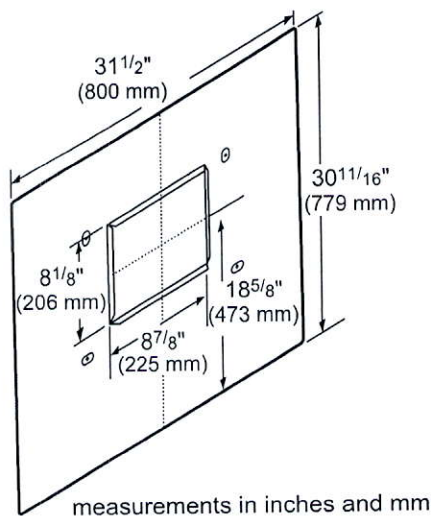
## 36-INCH CHIMNEY WALL HOOD

PROFESSIONAL® SERIES

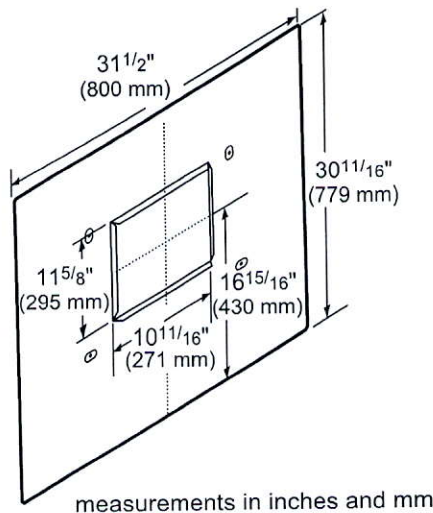


### REMOTE BLOWER ACCESSORIES

#### ROOFPLATE-RFPLT600P



#### ROOFPLATE-RFPLT1000P



#### EXTNCB25W


For use with the following Inline and Remote Blowers: VTR630W, VTR1030W, VTR1330W, VTI610W, VTI1010W

These warranties give you specific legal rights and you may have other rights that vary from state to state. Full warranty and limited warranty from date of installation. For complete warranty details, refer to your Use & Care manual, or ask your dealer.

Specifications are for planning purposes only. Refer to installation instructions and consult your countertop supplier prior to making counter opening. Consult with a heating and ventilation engineer for your specific ventilation requirements. For the most detailed information, refer to installation instructions accompanying product or write to Thermador indicating the model number. Specifications are correct at time of printing. Thermador reserves the right to change product specifications or design without notice. Some models are certified for use in Canada. Thermador is not responsible for products that are transported from the U.S. for use in Canada.

1 800 735 4328 | USA THERMADOR.COM | CANADA THERMADOR.CA | ©2019 BSH HOME APPLIANCES CORPORATION. ALL RIGHTS RESERVED.

DWHD770WPR
SAPPHIRE® 7-PROGRAM DISHWASHER
CUSTOM PANEL



Also Available In:
DWHD770WFP – Flat Stainless Steel Panel with Professional Series Handle
DWHD770WFM – Flat Stainless Steel Panel with Masterpiece® Series Handle

FEATURES & BENEFITS

- ★ - StarDry™ — No one dries better. Star Dry with Zeolite: the ultra-powerful program that dries dishes better so place settings, glassware, and even sturdy plastics and containers with hard-to-reach crevices are ready for use immediately after each cycle
- ★ - Push to Open dishwasher opens with either a push or pull, so loading is easier, even when your hands are full
- ★ - Sapphire Glow® light illuminates with the sparkling blue light when the dishwasher is open
- Adjustable Chef's Tool Drawer® delivers added loading capacity as well as flexibility to accommodate larger or smaller items, wider ends and utensil handles
- Flexible folding tines fold down to accommodate larger pots, pans, and dishes and add flexibility to hold items twice as wide as previous models and significantly wider than competitor
- Exceptionally Quiet — 42 dBA for a peaceful kitchen experience
- Thermador Connected Experience by Home Connect brings exclusive dish features that keep you connected. Always.

ACCESSORIES (OPTIONAL)

Table with 2 columns: Accessory Name and Part Number. Includes Dishwasher Supply and Drainage Hose Extension, Dishwasher Accessory Kit, Fine Silverware Carafe, and Junction Box.



Accessory Kit includes Extra-Tall-Item Sprinkler, Vase / Bottle Holder, 3 Plastic Item Clips and Small Item Basket
Fine Silverware Carafe

★ THERMADOR® EXCLUSIVE

GENERAL PROPERTIES

Table with 2 columns: Property and Value. Includes Number Of Wash Cycles (7), Number Of Options (7), NSF®-Certified\* Sanitize Option (Yes), dBA (42), Third Rack (Adjustable Chef's Tool Drawer®), Rack Adjustability (Rackmatic 3-Stage), Tub Material (Stainless Steel), Control Type (Premium Touch Control), Concealed Water Heating Element (Yes), Leak Protection System (24/7 AquaStop®), Water Softener (Yes), Five-Level Wash (Yes), Childlock (No), and Home Connect (Wi-Fi Enabled) (Yes).

EFFICIENCY

Table with 2 columns: Efficiency Metric and Value. Includes Water Usage Per Cycle (g) (3.5 g), Energy Efficiency Class (Tier 1), ENERGY STAR® Certified (Yes), Total Annual Energy Consumption (kWh) (269 kWh), and Total Annual Water Consumption (g) (623.5 g).

CAPACITY

Table with 2 columns: Capacity Metric and Value. Includes Number Of Place Settings (16).

TECHNICAL DETAILS

Table with 2 columns: Technical Detail and Value. Includes Watts (W) (1,440 W), Current (A) (12 A), Volts (V) (120 V), Frequency (Hz) (60 Hz), Power Cord Length (in) (67"), Power Cord Install Length from Corner of Unit when Facing the Door (in)\*\* (Left - 45", Right - 56"), Minimum Water Pressure (lb/sin) (14), Max. Temperature for Water Intake (140° F), Length Inlet Hose (in) (N/A), and Length Outlet Hose (in) (79").

DIMENSIONS & WEIGHT

Table with 2 columns: Dimension/Weight Metric and Value. Includes Overall Appliance Dimensions (HxWxD) (in) (33 7/8" x 23 9/16" x 23 1/16"), Required Cutout Size (HxWxD) (in) (33 7/8" Min. x 23 5/8" Min. x 24"), Adjustable Feet (Yes), and Net Weight (lbs) (105 lbs).

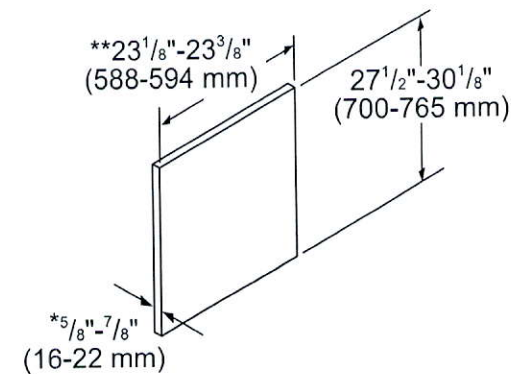
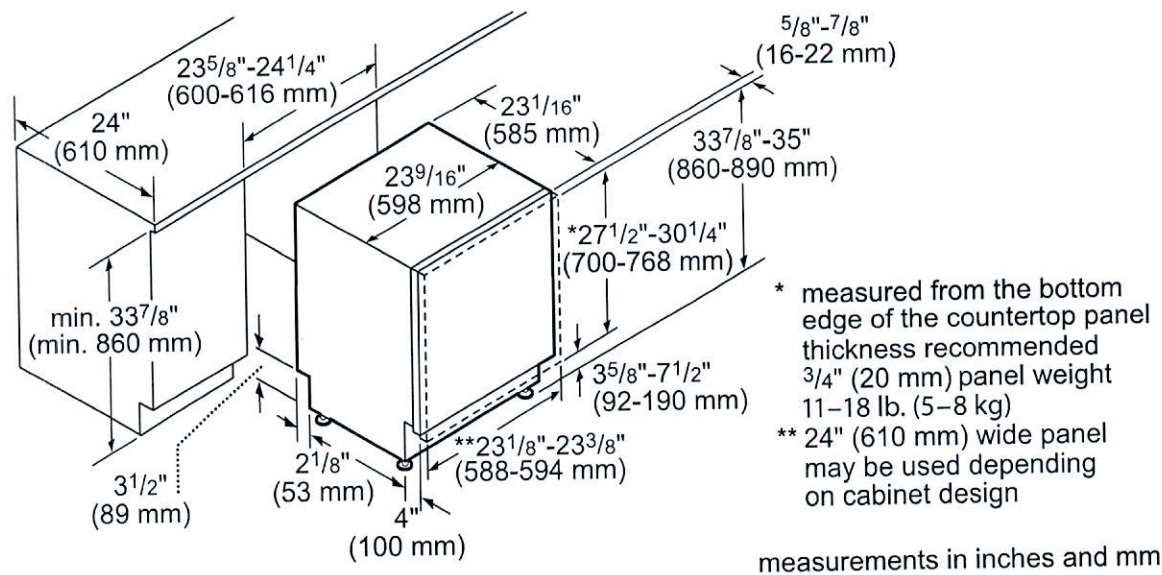
\*Certification to NSF/ANSI Standard 184 for residential dishwashers
\*\*September 2020 running production change to remove adhesive routing clips for power cord. These clips and the edge protector are now included in the dishwasher accessory kit #SMZEPCC1UC.

DWHD770WPR  
SAPPHIRE® 7-PROGRAM DISHWASHER  
CUSTOM PANEL



WARRANTY	
Limited Warranty, Entire Appliance, Parts and Labor	2 Year
Limited Warranty for Microprocessor or Printed Circuit Board; Parts Only	3rd to 5th Year
Limited Warranty for Racks (Does Not Include Rack Components); Parts Only	3rd to 5th Year
Limited Warranty for Rust-through On Inner Tub Liner; Parts Only	Lifetime

DISHWASHER & CUTOUT DIMENSIONS



- \* thickness recommended 3/4" (20 mm), panel weight 11-18 lb. (5-8 kg)
- \*\* 24" (610 mm) wide panel may be used depending on cabinet design

measurements in inches and mm

These warranties give you specific legal rights and you may have other rights that vary from state to state. Full warranty and limited warranty from date of installation. For complete warranty details, refer to your Use & Care manual, or ask your dealer.

Specifications are for planning purposes only. Refer to installation instructions and consult your countertop supplier prior to making counter opening. Consult with a heating and ventilation engineer for your specific ventilation requirements. For the most detailed information, refer to installation instructions accompanying product or write to Thermador indicating the model number. Specifications are correct at time of printing. Thermador reserves the right to change product specifications or design without notice. Some models are certified for use in Canada. Thermador is not responsible for products that are transported from the U.S. for use in Canada.

1 800 735 4328 | USA THERMADOR.COM | CANADA THERMADOR.CA | ©2020 BSH HOME APPLIANCES CORPORATION. ALL RIGHTS RESERVED.

MEDMC301WS  
30-INCH DOUBLE COMBINATION BUILT-IN OVEN  
WITH SPEED OVEN  
MASTERPIECE® SERIES



Home Connect



FEATURES & BENEFITS

- Specially crafted gray glass on stainless steel for a luxurious look and finish
- Designed for flexibility—standard or flush installation into kitchen cabinets
- Speed oven with microwave capability can broil and convection bake
- Large commercial style rotisserie with 12 pound capacity
- Multi-point Meat Probe to better capture temperature in roast and poultry

ACCESSORIES (INCLUDED)

Upper Cavity: Metal Turntable, Rack, Ceramic Tray; Lower Cavity: 3 Telescopic Racks, Multi-point Meat Probe, Broiler Pan, Rotisserie

WARRANTY

Limited Warranty Parts and Labor 2 Year

GENERAL PROPERTIES

Heating Modes – Upper Cavity

36 CookSmart™ Auto Programs (including True Convection, Speed Convection, Broil, Convection Broil, Heating Programs, Keep Warm) and Microwave Programs

Heating Modes – Lower Cavity

(16) Bake, Broil, Max Broil, Roast, Convection Bake, Convection Broil, Max Convection Broil, Convection Roast, Proof, Warm, Pizza, True Convection, Dehydrate, Speed Convection, Slow Roast, Rotisserie

Sabbath	Yes
Cleaning Type – Lower Cavity	Easy Clean and Self Clean
Telescopic Rack(s)	3
Illumination Type	Upper Cavity LED Lower Cavity Halogen
Interior Lights	Upper Cavity 1 Lower Cavity 2
Home Connect (Wi-Fi Enabled)	Yes, Lower Oven Only

OVEN PERFORMANCE

Microwave Power	1,000 W
Bake / Broil Element	Upper Cavity 600 W / 1,750 W Lower Cavity 2,400 / 1,000 / 3,800 W
Convection Element	Upper Cavity 1,700 W Lower Cavity 2,000 W

TECHNICAL DETAILS

Watts	10,200 W
Circuit Breaker	50 A
Volts; Frequency	240 / 208 V; 60 Hz
Plug Type	Fixed Connection, No Plug
Conduit	60" 4-Wire
Energy Source	Electric

DIMENSIONS & WEIGHT

Overall Appliance Dimensions (HxWxD)	49" x 29 3/4" x 24 1/2"
Trim Overlaps (Top – Sides – Bottom)	1/2" – 9/16" – 0"
Required Cutout Size (HxWxD) – Standard	48 1/2" x 28 1/2" x 23 1/2"
Required Cutout Size (HxWxD) – Flush	49 1/8" x 30" x 24 1/2"
Speed Oven Capacity	1.6 cu. ft.
Oven Capacity	4.5 cu. ft.
Overall Lower Oven Interior Dimensions (HxWxD)	17 3/4" x 24" x 17 7/8"
Usable Lower Oven Interior Dimensions (HxWxD)	13 1/2" x 21 5/8" x 16 1/4"
Net Weight	267 lbs

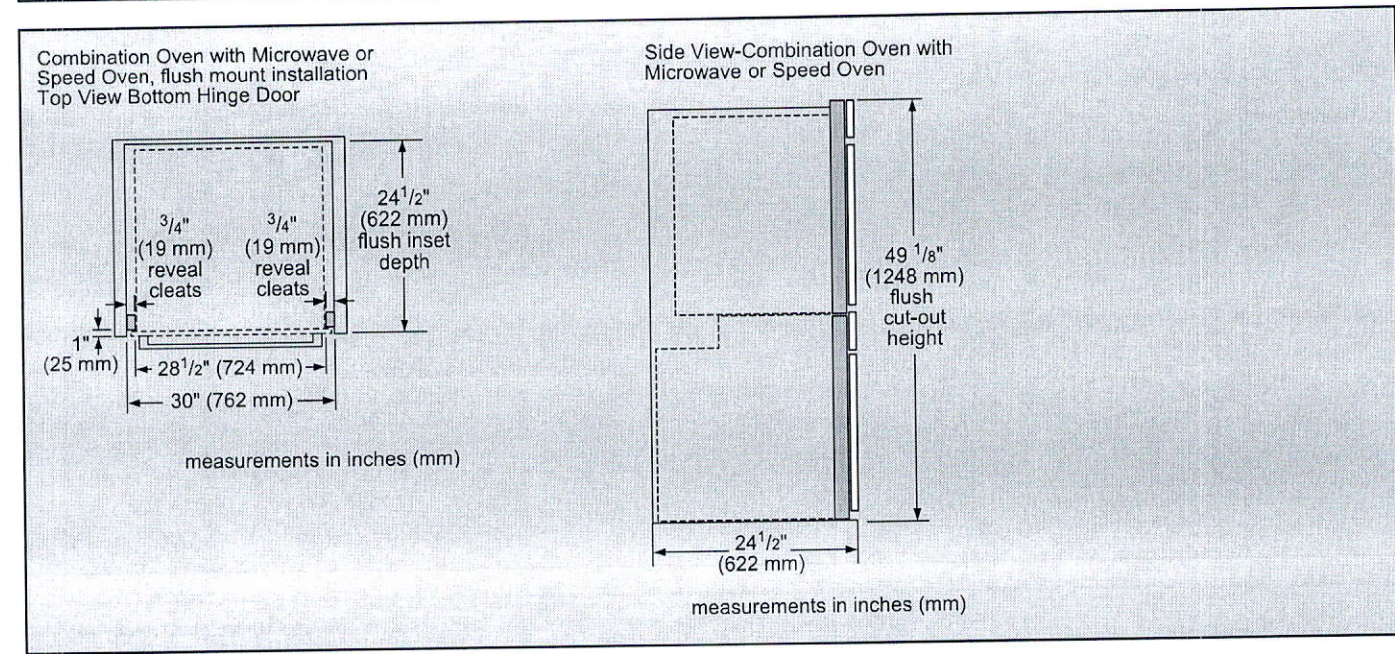
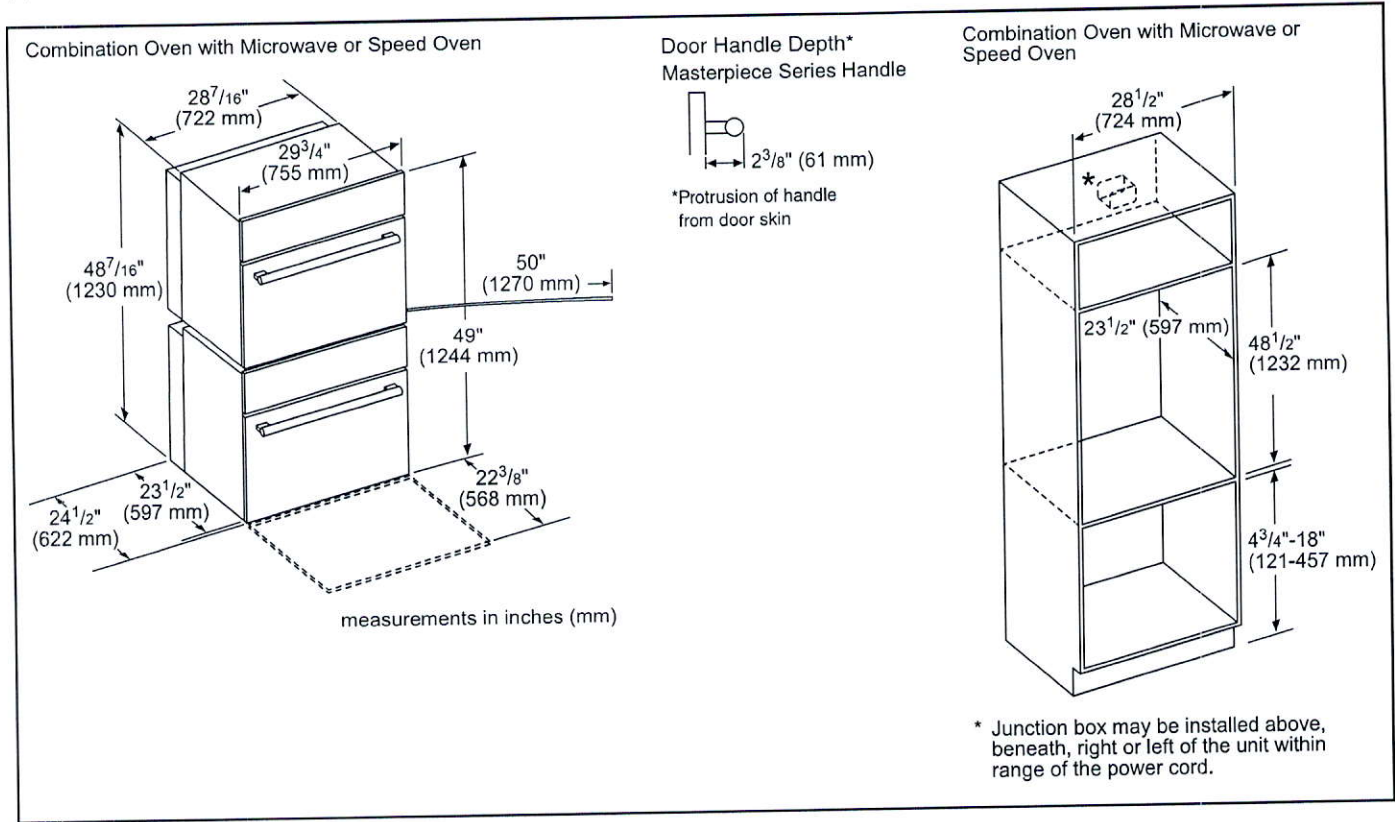
# MEDMC301WS

## 30-INCH DOUBLE COMBINATION BUILT-IN OVEN WITH SPEED OVEN

MASTERPIECE® SERIES



### 30-INCH DOUBLE COMBINATION OVEN WITH SPEED OVEN



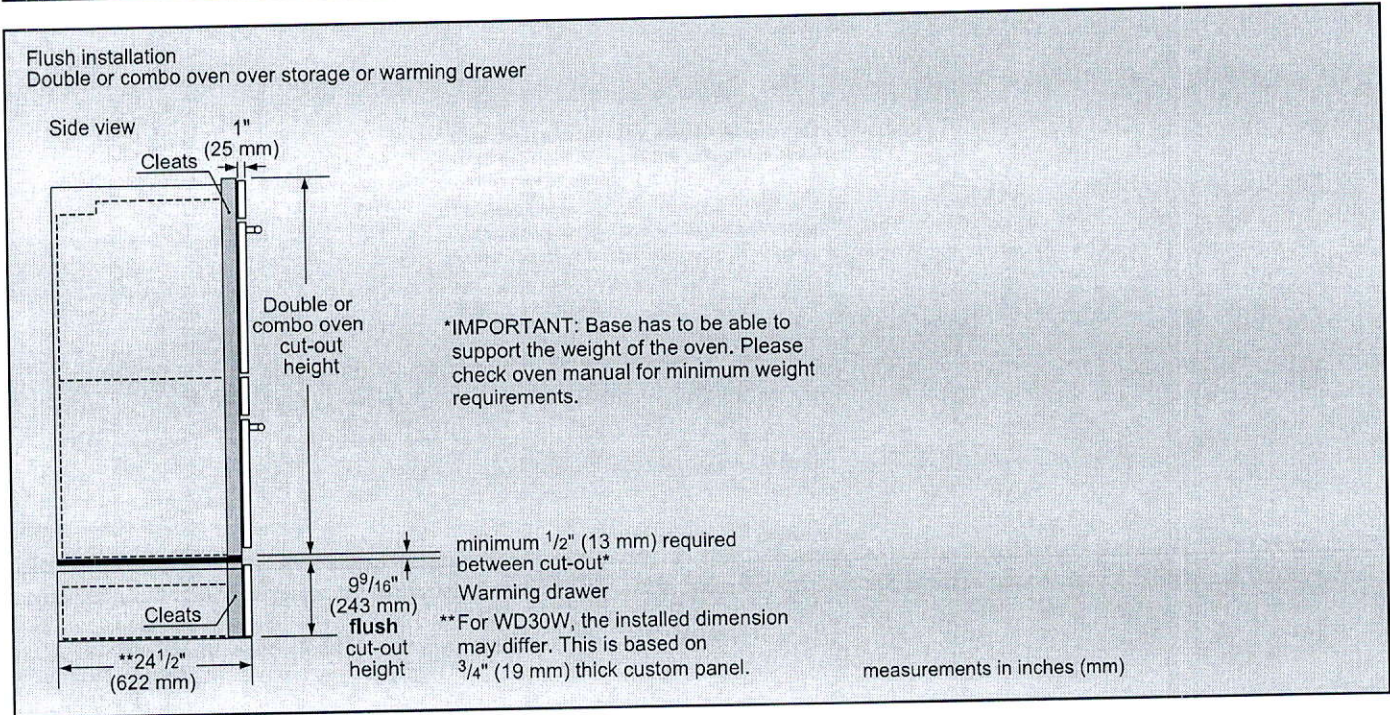
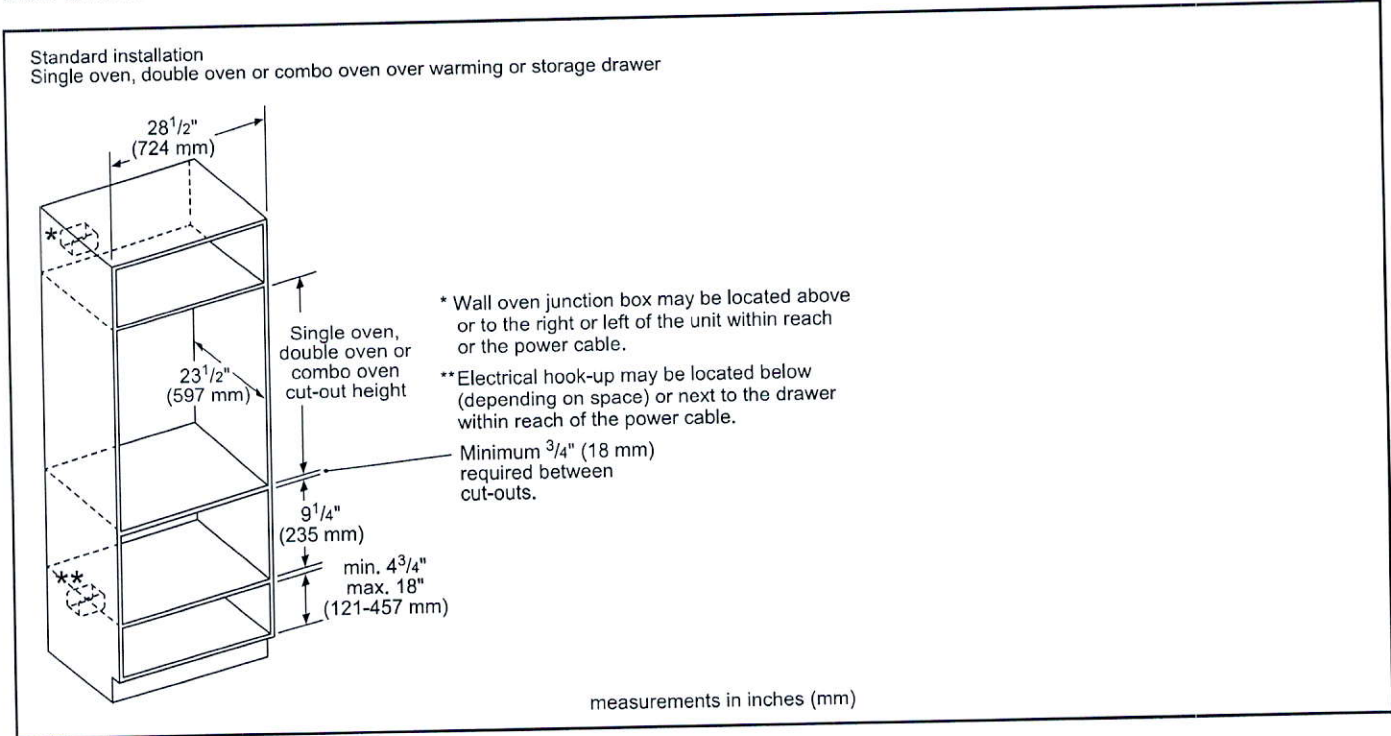
# MEDMC301WS

## 30-INCH DOUBLE COMBINATION BUILT-IN OVEN WITH SPEED OVEN

MASTERPIECE® SERIES



### INSTALLATION DETAILS




These warranties give you specific legal rights and you may have other rights that vary from state to state. Full warranty and limited warranty from date of installation. For complete warranty details, refer to your Use & Care manual, or ask your dealer.

Specifications are for planning purposes only. Refer to installation instructions and consult your countertop supplier prior to making counter opening. Consult with a heating and ventilation engineer for your specific ventilation requirements. For the most detailed information, refer to installation instructions accompanying product or write to Thermador indicating the model number. Specifications are correct at time of printing. Thermador reserves the right to change product specifications or design without notice. Some models are certified for use in Canada. Thermador is not responsible for products that are transported from the U.S. for use in Canada.

1 800 735 4328 | USA THERMADOR.COM | CANADA THERMADOR.CA | ©2020 BSH HOME APPLIANCES CORPORATION. ALL RIGHTS RESERVED.

T36IT905NP  
36-INCH BUILT-IN FRENCH DOOR BOTTOM FREEZER  
FREEDOM® COLLECTION, PANEL-READY



FEATURES & BENEFITS

- Full Stainless Steel Inner Liner
- Freedom® Hinge enables true flush design
- Auto Door Opening provides the opening of the door with just a slight push or pull
- ThermaFresh System, Humidity and Temperature controlled drawers
- SoftClose® Drawers for easy and controlled storage
- Sleek clean design for the perfect symmetry when paired with additional columns
- TFT control panel managing all your columns functions

TEMPERATURE RANGES	
Refrigerator	36°F (2°C) to 46°F (8°C)
SuperCool	36°F (2°C) for approximately 6 hours
Energy Saving (Economy) Mode	Refrigerator: 45°F (7°C) Freezer: 3°F (-16°C)
Freezer	-11°F (-24°C) to 7°F (-14°C)
SuperFreeze®	-22°F (-30°C) for approximately 52 hours

GENERAL PROPERTIES

Home Connect™ (Wi-Fi Enabled)	Yes
Panel Ready	Yes
Reversible Door Swing	No
SoftClose® Door	Yes
SoftClose® Drawers	Yes
Carbon Air Filter	Yes
Lighting	LED Sidewall and Theater Lighting
Refrigerator Shelves	3
Adjustable Shelves – Refrigerator	2
Shelf Material	Glass w/Aluminum Profile
Full Extension Drawers @ 115° Door Opening Angle	Yes
Full Extension Drawers @ 90° Door Opening Angle	Yes
Adjustable Temperature Drawer	1
Humidity Managed Drawer	1
Door Bins – Refrigerator	4
Gallon Door Bins – Refrigerator	2
Defrost Process – Freezer	Frost-Free
Freezer Baskets	2
Ice Maker with Diamond Ice System	Yes
Door Open Alarms	Yes
Open Door Assist	Yes
SuperCool	Yes
SuperFreeze®	Yes
Special Modes	Sabbath, Economy, Vacation

CAPACITY

Total Capacity (cu. ft.)	19.4 cu. ft.
Refrigerator Capacity (cu. ft.)	13.9 cu. ft.
Freezer Capacity (cu. ft.)	5.5 cu. ft.

TECHNICAL DETAILS

Watts (W)	350 W
Current (A)	15 A
Volts (V)	110-120 V
Frequency (Hz)	60 Hz
Power Cord Length (in.)	118
Plug Type	120V-3 Prong

DIMENSIONS & WEIGHT

Appliance Dimensions (H x W x D) (in.)	83 3/4" x 35 3/4" x 24"
Required Cutout Size (H x W x D) (in.)	84" x 36" x 25"
Net / Gross Weight (lbs)	468 / 510 lbs

EFFICIENCY

ENERGY STAR® Qualified	Yes
Annual Energy Consumption	579 kWh

\*Height adjustable + / -1/2" (+ / -13 mm)

**Thermador.** 

\*Sealed refrigeration system includes compressor, evaporator, condenser, dryer / strainer and connection tubing

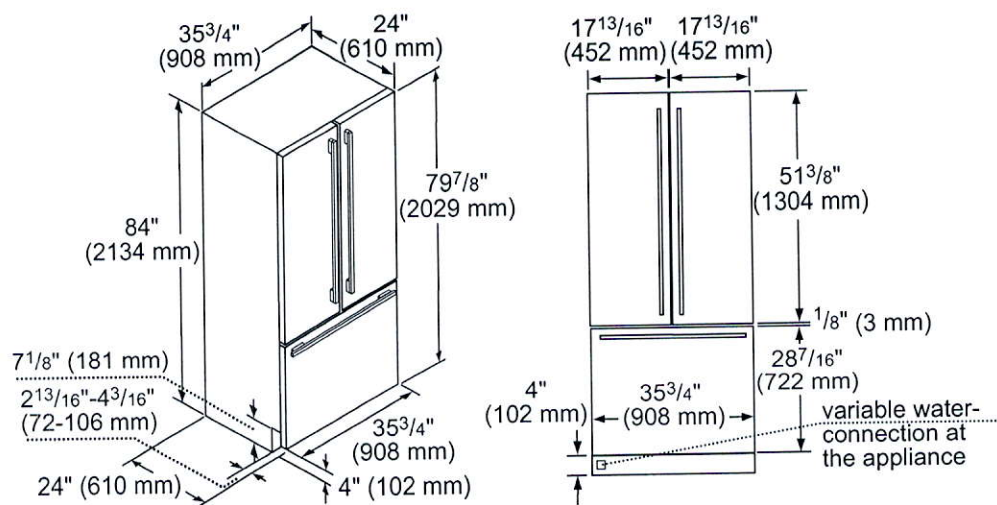
T36IT905NP

36-INCH BUILT-IN FRENCH DOOR BOTTOM FREEZER

FREEDOM® COLLECTION, PANEL-READY



PRODUCT AND PANEL DIMENSIONS



ACCESSORIES (OPTIONAL)

FLAT STAINLESS STEEL DOOR PANELS

36-Inch French Door Flat Stainless Steel Door Panel

TFL36IT800  
For use with Handle

TFL36IT905  
Handleless

HANDLES

Choose between two options:

PR36HNDL20 (QTY. 3)  
36-Inch Professional Series Handle

or

MS36HNDL20 (QTY. 3)  
36-Inch Masterpiece® Series Handle

STORAGE

3DHFGALBIN  
French Door Half Gallon Bin

SPRODBIN10  
Small Produce Bin

3DPRODRAIL  
French Door Produce Railing

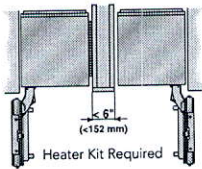
FILTERS

REPLFLTR55  
Freedom® Water Filter  
Replacement water filter  
for use in all freezer and  
bottom freezer models

FRAMEKIT10

Freedom® Frame Kit

For any custom column installation in 24-inch deep cutouts. With two metal side trims whose placement between the interior cutout wall and the appliance helps overcome the challenge of unfinished cabinet returns.



HEATRKIT20 – 13W @ 120V

Freedom® Heater Kit


When two appliances are installed side-by-side a sealing kit must be used. For combinations that involve a freezer column, this sealing kit is included. For all other (non-traditional, i.e. two wine columns, two bottom freezers, etc.) side-by-side combinations or instances where any appliances are installed less than 6-inches (152 mm) apart from one another but not connected side-by-side, purchase this kit. This kit is recommended for use with any installation in areas that are subject to humidity, or located next to an outside wall.

These warranties give you specific legal rights and you may have other rights that vary from state to state. Limited warranty from date of purchase. For complete warranty details, refer to your Use & Care manual, or ask your dealer.

Specifications are for planning purposes only. Refer to installation instructions and consult your countertop supplier prior to making counter opening. Consult with a heating and ventilation engineer for your specific ventilation requirements. For the most detailed information, refer to installation instructions accompanying product or write to Thermador indicating the model number. Specifications are correct at time of printing. Thermador reserves the right to change product specifications or design without notice. Some models are certified for use in Canada. Thermador is not responsible for products that are transported from the U.S. for use in Canada.

1 800 735 4328 | USA THERMADOR.COM | CANADA THERMADOR.CA | ©2021 BSH HOME APPLIANCES CORPORATION. ALL RIGHTS RESERVED.

PCG366W  
36-INCH GAS RANGETOP  
PROFESSIONAL SERIES, PORCELAIN COOKTOP SURFACE



- FEATURES & BENEFITS**
- ★- Patented Pedestal Star® Burner with QuickClean Base® designed for easy surface cleaning and superior heat spread for any size pan
  - ★- Precision simmering capabilities as low as 100°F (375 BTU) with 2 ExtraLow® Simmer burners
  - ★- LED Downlighting—hidden discreetly above the control panel provides functional and stylish illumination

GENERAL PROPERTIES	
Controls	Metal Knobs
Sealed Burners	Yes
Grate Material	Cast Iron
BURNER PERFORMANCE	
Total Number of Cooktop Burners	6
Power of Front Left Burner (NG)	18,000 and XLO (NG)
Power of Back Left Burner (NG)	15,000 and XLO (NG)
Power of Back Center Burner (NG)	15,000 (NG)
Power of Front Center Burner (NG)	18,000 (NG)
Power of Center 12" Electric Griddle (W)	N/A
Power of Center 12" Electric Grill (W)	N/A
Power of Back Right Burner (NG)	15,000 (NG)
Power of Front Right Burner (NG)	18,000 (NG)
TECHNICAL DETAILS	
Circuit Breaker (A)	15 A
Volts (V)	120 V
Frequency (Hz)	60 Hz
Plug Type / Receptacle	120V-3 Prong NEMA 5-15
Power Cord Length (in)	65"
Energy Source	Gas
Gas Type	Natural Gas 6" Water Column (14.9 mb) Min. (USA)
Alternative Gas Type	LP 11" Water Column (27.4 mb) Min. (USA)
Convertible To LP (Kit Required)	Yes
DIMENSIONS & WEIGHT	
Overall Appliance Dimensions (HxWxD) (in)	8 1/8" x 35 15/16" x 25 13/16"
Required Cutout Size (HxWxD) (in)	7 11/16" x 35 1/8" x 22 13/16"
Minimum Distance From Rear Wall (in)	6" Min. to Combustible Surface
Net Weight (lbs)	142 lbs
WARRANTY	
Limited Warranty, Entire Appliance, Parts and Labor	2 Year

★ THERMADOR® EXCLUSIVE

PCG366W

36-INCH GAS RANGETOP

PROFESSIONAL SERIES, PORCELAIN COOKTOP SURFACE



ACCESSORIES (OPTIONAL)



PAGRIDDLE

Griddle Sits on Top of Grates Over 2 Star Burners



PA12CHPBLK

12" Cutting Board



PWOKRINGHC

Wok Ring



PA36WLBC

10" Low Backguard



PAKNOBLUWR

Metallic Blue Knob Kit

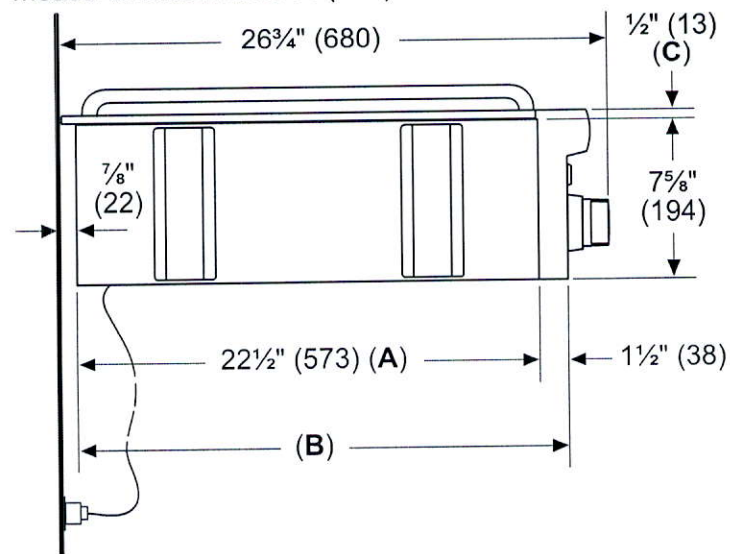


PALPKITHW

LP Conversion Kit, Pro Rangetops (4 & 6 Burners)

36" RANGETOP SIDE VIEW

measurements in inches (mm)



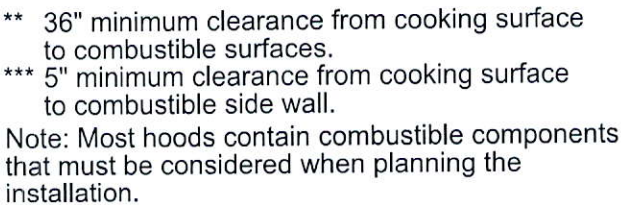
- A: Cabinet face for installation with projecting control panel.

B: Cabinet face for installation with flush control panel.

C: Side flange

**Thermador** 

\* Minimum recommended hood width equals that of the range or cooktop.



measurements in inches (mm)

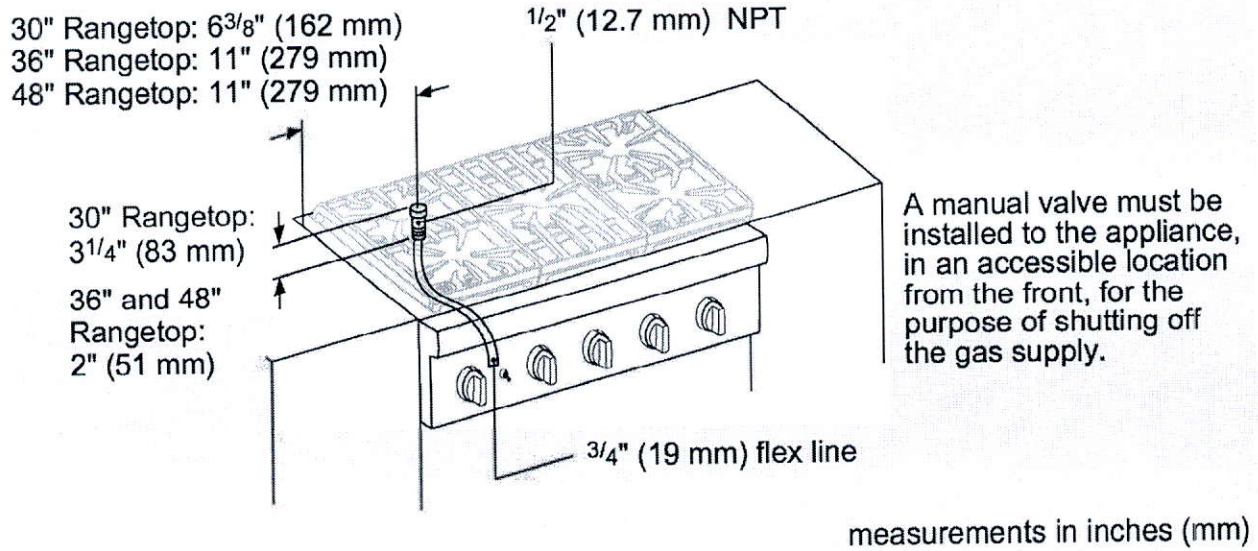
**PCG366W**  
**36-INCH GAS RANGETOP**  
PROFESSIONAL SERIES, PORCELAIN COOKTOP SURFACE



**36-INCH RANGETOP GAS LOCATION**

The gas and electrical supply must be located in an area that is accessible without requiring removal of the rangetop. The appliance electrical power cord and gas pipe connection are located on the left rear underside of the rangetop.

The junction box must be located within 3 feet (~900 mm) of the rangetop connection.



**NATURAL GAS REQUIREMENTS:**  
Inlet Connection: 1/2" NPT (min. 3/4" dia. flex line)  
Supply Pressure: 6" min. to 14" max. water column (14.9 mb to 34.9 mb)  
Manifold Pressure: 5" water column (12.5 mb)

**PROPANE GAS REQUIREMENTS:**  
Inlet Connection: 1/2" NPT (min. 3/4" dia. flex line)  
Supply Pressure: 11" min. to 14" max. water column (27.4 mb to 34.9 mb)  
Manifold Pressure: 10" water column (24.9 mb)

**ELECTRICAL SUPPLY**  
**IMPORTANT:** The cord supplied with all-burner gas rangetops requires a NEMA 5-15 receptacle as shown here. Local codes may require a different wiring method.



**WARNING:** This appliance is equipped with a three-prong grounding plug for protection against shock hazard and should be plugged directly into a properly grounded receptacle. DO NOT cut or remove the grounding prong from this plug. DO NOT ALTER THIS PLUG.

**Thermador** 

The shaded area behind the rangetop indicates an opportunity to discolor the back wall under certain cooking conditions.