

Revision  
Spec's Attached

CONSTRUCTION SUMMARY

Mountainview Heights 3 (G) - Russell Gardens Building Ltd.

PURCHASERS: UPUL DHAMMIKA KARUNARATHNE and SUJATHA KUMARI PITUWALA-LIYANAGE

TEL: RES.: 647-272-1810

LOT / PHASE 337 / 3	REG. PLAN # 62M-1266	HOUSE TYPE Mountainash Three (4 Bedroom) Elev 3		
------------------------	-------------------------	--	--	--

CABINETRY

1 - KITCHEN - DELETE CABINETS ABOVE STOVE - VENDOR WILL SUPPLY 6 INCH VENT AS PER CONSTRUCTION SPECIFICATIONS AND VENT MAY NOT BE IN THE APPROPRIATE LOCATION FOR INSTALLATION OF PURCHASER SUPPLIED VENT - PURCHASER TO SUPPLY OWN FAN AFTER CLOSING 10Sep21 Note: TEMPORARY HOOD FAN MAY BE PROVIDED	
1 - CABINETRY - KITCHEN - LIGHT VALENCE - NO ELECTRICAL 10Sep21 Note:	
1 - KITCHEN CABINETRY - DIFFERENT COLOUR ISLAND - FLAT FEE 10Sep21 Note:	
1 - CABINETRY - KITCHEN - UPGRADE 2 10Sep21 Note:	
1 - VANITY - POWDER ROOM - UPGRADE 1 10Sep21 Note:	
1 - CABINETRY PROVISION - PROVISION FOR PLUG ON ISLAND (PLUG EXTRA ORDERED SEPARATELY) 10Sep21 Note:	

CABINETRY ACCESSORIES

1 - CABINETRY FEE FOR FLUSH CUTOUT ON WALL OVEN/MICROWAVE COMBO CABINET ONLY 21Sep21 Note:	New
1 - KITCHEN - REDUCE WIDTH OF PANTRY TO ACCOMMODATE BUILT-IN OVEN/MICRO 10Sep21 Note:	
1 - PANTRY UNIT UPGRADE - TO GO FROM 300MM TO 600MM DEEP - PRICE IS PER FOOT - UPGRADE 2 10Sep21 Note:	
1 - KITCHEN CABINETRY UPPER - FULL DEPTH ABOVE FRIDGE - WITH GABLES - 600MM - PRICE IS EACH - UPGRADE 2 10Sep21 Note:	
1 - KITCHEN CABINETRY BASE - BANK OF DRAWERS - UPGRADE 2 10Sep21 Note:	
1 - KITCHEN CABINETRY - BUILT-IN MICROWAVE/OVEN COMBO - UPGRADE 2 10Sep21 Note:	
1 - KITCHEN CABINETRY BASE - COOKTOP CABINET WITH POT DRAWERS (2 DRAWERS) - UPGRADE 2 10Sep21 Note:	

CERAMIC TILE

1 - DELETE ALL CERAMIC BATHROOM ACCESSORIES - DELETE TOWEL BAR, PAPER HOLDER & SOAP DISH THROUGHOUT 10Sep21 Note:	
1 - PRICE IS FOR LABOUR ONLY - INSTALL TILE IN A STAGGERED PATTERN - - POWDER ROOM 10Sep21 Note:	
1 - PRICE IS FOR LABOUR ONLY - INSTALL TILE IN A STAGGERED PATTERN - - KITCHEN 10Sep21 Note:	

CONSTRUCTION SUMMARY				
Mountainview Heights 3 (G) - Russell Gardens Building Ltd.				
PURCHASERS: UPUL DHAMMIKA KARUNARATHNE and SUJATHA KUMARI PITUWALA-LIYANAGE			TEL: RES.: 647-272-1810	
LOT / PHASE	REG. PLAN #	HOUSE TYPE		
337 / 3	62M-1266	Mountainash Three (4 Bedroom) Elev 3		
1 - PRICE IS FOR LABOUR ONLY - INSTALL TILE IN A STAGGERED PATTERN - - FOYER 10Sep21    Note:				
1 - TILE - UPGRADE 4 FLOOR TILE - - POWDER ROOM 10Sep21    Note:				
1 - TILE - UPGRADE 4 FLOOR TILE - - KITCHEN 10Sep21    Note:				
1 - TILE - UPGRADE 4 FLOOR TILE - - FOYER 10Sep21    Note:				

CONSTRUCTION

1 - SMOOTH CEILINGS ON FIRST FLOOR ONLY - DET 10Sep21    Note:	
---	--

COUNTER TOP

1 - KITCHEN - QUARTZ BACKSPLASH - FULL HEIGHT - INCLUDES BEHIND CHIMNEY HOOD FAN 10Sep21    Note:	
1 - COUNTER TOP - UPGRADE - KITCHEN COUNTER TOP 10Sep21    Note:	
1 - COUNTER TOP - UPGRADE - POWER ROOM VANITY COUNTER TOP 10Sep21    Note:	
1 - COUNTER TOP - UPGRADE - ENSUITE BATHROOM VANITY COUNTER TOP 10Sep21    Note:	
1 - COUNTER TOP - UPGRADE - ENSUITE BATHROOM 3/4 VANITY COUNTER TOP 10Sep21    Note:	
1 - COUNTER TOP - UPGRADE - ENSUITE BATHROOM 2 VANITY COUNTER TOP 10Sep21    Note:	

DOORS AND TRIM

1 - TRIM - UPGRADE 1 - 5 ¼" ONE STEP BASEBOARD AND ONE STEP BB CASING 10Sep21    Note:	
---	--

ELECTICAL

1 - PLUG – ROUGH-IN FOR ELECTRIC CAR PLUG IN GARAGE – FOR FUTURE ELECTRIC CAR – 240V / 40-50 AMPS 10Sep21    Note: SPECIFICATIONS REQUIRED	
---	--

ELECTRICAL

1 - BUILT IN OVEN AND COOKTOP PROVISION - PROVISION ONLY - ELECTRICAL ONLY 10Sep21    Note:	
3 - FAN - BATHROOM EXHAUST FAN - ENERGY STAR 80 CFM - IN LIEU OF STANDARD FAN - ALL ENSUITE BATHROOMS 10Sep21    Note:	





CONSTRUCTION SUMMARY

Mountainview Heights 3 (G) - Russell Gardens Building Ltd.

PURCHASERS: UPUL DHAMMIKA KARUNARATHNE and SUJATHA KUMARI PITUWALA-LIYANAGE      TEL: RES.: 647-272-1810

LOT / PHASE 337 / 3	REG. PLAN # 62M-1266	HOUSE TYPE Mountainash Three (4 Bedroom) Elev 3		
------------------------	-------------------------	--	--	--

1 - POT LIGHT - EXTERIOR - SOFFIT MOUNT - REGULAR VOLTAGE - INSTALLED ON 3RD SWITCH SEPERATE FROM OTHER POTLIGHTS - SECOND FLOOR SOFFIT REAR ELEVATION 10Sep21    Note:	
2 - POT LIGHT - EXTERIOR - SOFFIT MOUNT - REGULAR VOLTAGE - INSTALLED ON 2ND SWITCH SEPERATE FROM OTHER POTLIGHTS - SECOND FLOOR SOFFIT FRONT ELEVATION 10Sep21    Note:	
3 - POT LIGHT - EXTERIOR - SOFFIT MOUNT - REGULAR VOLTAGE - INSTALLED ON 1ST SWITCH SEPERATE FROM OTHER POTLIGHTS - PORTICO AND GARAGE SOFFIT 10Sep21    Note:	
1 - PLUG - ELECTRICAL PLUG WITH GFI AND SWITCH - FOR FESTIVE LIGHTING 10Sep21    Note:	
1 - PLUG - ELECTRICAL PLUG - INSTALLED 5' FROM FLOOR - FAMILY ROOM 10Sep21    Note:	
1 - PLUG - ELECTRICAL PLUG - ADD TO ISLAND 10Sep21    Note:	
1 - RELOCATE STANDARD KITCHEN LIGHT TO BE CENTERED OVER ISLAND 10Sep21    Note:	
1 - POT LIGHT - LED - FIRST FLOOR INSTALLATION - INSTALLED ON SEPERATE SWITCH FROM STANDARD LIGHT - KITCHEN BREAKFAST 10Sep21    Note:	
1 - POT LIGHT - LED - FIRST FLOOR INSTALLATION - INSTALLED ON SEPERATE SWITCH FROM STANDARD LIGHT - KITCHEN WORKSPACE 10Sep21    Note:	
1 - POT LIGHT - LED - FIRST FLOOR INSTALLATION - INSTALLED ON SEPERATE SWITCH FROM STANDARD LIGHT AND FROM FIRST POTLIGHT - FAMILY ROOM 10Sep21    Note:	
1 - POT LIGHT - LED - FIRST FLOOR INSTALLATION - INSTALLED ON SEPERATE SWITCH FROM STANDARD LIGHT AND FROM SECOND POTLIGHT - FAMILY ROOM 10Sep21    Note:	
1 - POT LIGHT - LED - FIRST FLOOR INSTALLATION - INSTALLED ON SEPERATE SWITCH FROM STANDARD LIGHT - LIVING/DINING ROOM 10Sep21    Note:	
1 - ***DELETE - EXTRA FOR 200 AMP ELECTRICAL SERVICE *** STANDARD AS PER OFFER 10Sep21    Note:	
1 - 200 AMP ELECTRICAL SERVICE 10Aug21    Note:	

FIREPLACE AND ACCESSORIES

1 - MANTEL - PAINTED - M6 - IN LIEU OF STANDARD MANTEL 10Sep21    Note:	
--	--

HARDWOOD FLOORING

1 - LAMINATE – UPGRADE TO FJORD SERIES IN LIEU OF STANDARD LAMINATE 10Sep21    Note:	
---	--

CONSTRUCTION SUMMARY

Mountainview Heights 3 (G) - Russell Gardens Building Ltd.

PURCHASERS: UPUL DHAMMIKA KARUNARATHNE and SUJATHA KUMARI PITUWALA-LIYANAGE

TEL: RES.: 647-272-1810

LOT / PHASE	REG. PLAN #	HOUSE TYPE		
337 / 3	62M-1266	Mountainash Three (4 Bedroom) Elev 3		
1 - HARDWOOD - GROUP B SERIES 5 INCH - IN LIEU OF 2 1/4 INCH NATURAL RED OAK - - LIVING AND DINING ROOM 10Sep21    Note:				
1 - HARDWOOD - GROUP B SERIES 5 INCH - IN LIEU OF 2 1/4 INCH NATURAL RED OAK - - LIBRARY/DEN 10Sep21    Note:				
1 - HARDWOOD - GROUP B SERIES 5 INCH - IN LIEU OF 2 1/4 INCH NATURAL RED OAK - - FAMILY ROOM 10Sep21    Note:				

MIRRORS AND GLASS

1 - SHOWER DOOR HANDLE - CHROME D-RING WITH TOWEL BAR - MASTER ENSUITE BATHROOM 10Sep21    Note:	
1 - MASTER ENSUITE – FRAMELESS GLASS SHOWER ENCLOSURE – INCLUDES CHROME KNOB AND HINGES 10Sep21    Note:	

PAINTING

1 - THROUGUT INTERIOR DOORS, BASEBAORDS, TRIM & FIREPLACE MANTLE - UPGRADE WHITE PAINT 10Sep21    Note:	
--	--

PLUMBING

1 - MODERN SOAP DISPENSER - BLACK STAINLESS FINISH - S3947 - KITCHEN 10Sep21    Note:	
1 - KITCHEN - MOEN MOTIONSENSE HANDS-FREE SINGLE HANDLE OULLOUT KITCHEN FAUCET - SLEEK - BLACK STAINLESS - 7864EW-BLS 10Sep21    Note:	
4 - SINK - UNDERMOUNT SINK - CONTRAC COLLETTE #4220CIY - ENSUITE BATHROOMS ONLY 10Sep21    Note:	
1 - SINK - UNDERMOUNT SINK - CONTRAC EMERY #4220CGY - POWDER ROOM 10Sep21    Note:	
1 - MOEN BATHROOM ACCESSORIES - MASON CHROME - TOWEL RING #YB8086 - POWDER ROOM 10Sep21    Note:	
3 - MOEN BATHROOM ACCESSORIES - MASON CHROME - TOWEL BAR 24" #YB8094/YB8000 - ENSUITE BATHROOMS ONLY 10Sep21    Note:	
4 - MOEN BATHROOM ACCESSORIES - MASON CHROME - PAPER HOLDER #YB8099/YB8000 - ALL BATHROOMS 10Sep21    Note:	
3 - TOE TESTER - ADD TOE TESTER TO SHOWER - ALL ENSUITE BATHROOMS 10Sep21    Note:	
1 - SINK - UNDERMOUNT SINK - BLANCO QUATRUS R15 U2 #401519 10Sep21    Note:	
1 - WATER LINE FOR FRIDGE - ROUGH-IN ONLY 10Sep21    Note:	
1 - 5 FOOT SHOWER WITH SLIDING GLASS CHROME DOORS IN LIEU OF TUB - ENSUITE 3/4 BATHROOM 18Jun21    Note:	



CONSTRUCTION SUMMARY

Mountainview Heights 3 (G) - Russell Gardens Building Ltd.

PURCHASERS: UPUL DHAMMIKA KARUNARATHNE and SUJATHA KUMARI PITUWALA-LIYANAGE

TEL: RES.: 647-272-1810

LOT / PHASE 337 / 3	REG. PLAN # 62M-1266	HOUSE TYPE Mountainash Three (4 Bedroom) Elev 3		
------------------------	-------------------------	--	--	--

PROMOTIONAL

1 - LESS BALANCE OF CREDIT FROM PURCHASER EXTRA SHEET IN OFFER 10Sep21 Note:	
1 - PARTIAL REDEMPTION OF PROMOTIONAL PACKAGE \$1055.00 BALANCE FORWARD (\$13,525.00) TO BE USED AT A LATER DATE. 10Aug21 Note:	
1 - PARTIAL REDEMPTION OF PROMOTIONAL PACKAGE \$2420.00 BALANCE FORWARD \$14,580.00 TO BE USED AT A LATER DATE. ORIGINAL PROMOTIONAL PACKAGE OF \$17,000.00 AS PER SCHEDULE PE 18Jun21 Note:	

STAIRS AND RAILINGS

1 - STAIRCASE - V GROOVE HANDRAIL 10Sep21 Note:	
1 - STAINED STAIRS – STANDARD STAIRCASE - PRICE IS PER SET 10Sep21 Note:	

EXTRAS AS PER OFFER

(1) The Vendor agrees that notwithstanding any other term or provision in this Agreement included in the Purchase Price and in addition to those items detailed in Schedule GP to the Agreement of Purchase and Sale, the Purchaser is entitled to a credit of Worksheet Note:	
200 AMP SERVICE LABELLED WITH CIRCUIT BREAKER PANEL TO UTILITY AUTHORITY STANDARDS. Worksheet Note:	
Purchase Price includes Three enlarged basement windows, and the obligation to construct the house with the enlarged basement windows is subject to the Vendor?s approval, in its sole and unfettered discretion The Purchaser acknowledges and agrees that t Worksheet Note:	
PURCHASER(S) ACKNOWLEDGES THAT THE PURCHASE PRICE IS INCLUSIVE OF ALL CREDITS AND PROMOTIONAL PACKAGES AVAILABLE AT TIME OF PURCHASE. Worksheet Note:	

This Document is Extremely Time Sensitive - Printed 21 Sep 21 at 16:42

Purchasers:UPUL DHAMMIKA KARUNARATHNE & SUJATH

Property: 337

Telephone Res. / Bus: (647) 272-1810 /

Project: Russell Gardens Building Ltd.

Decor Advisor: Candace Forza

Model and Elevation: Mountainash Three (4 Bedroom) Elev 3

Lock Date: 10-Sep-21

10-Sep-21

Plan #: 62M-1266

Layout Changes: ☐ Yes ☒ No

Sketch Attached: ☒ Yes ☐ No

Exterior Colour Scheme:

1. Cabinetry

	Style and Colour	Hardware
Kitchen / Breakfast	PERIMETER-SONATA SATIN SNOW***ISLAND-SONATA CHARCOAL	447SA
Laundry Room	ELISSE	Standard
Powder Room	SHAKER 823 DRIFT WOOD	431SA
Master Ensuite Bathroom	DORAL K38 RIVERSIDE	447SA
Ensuite Bath - Bedroom 2	DORAL W-500	447SA
Ensuite Bath - Bedroom 3/4	DORAL K44 TITAN GREY	431SA
	N/A	N/A
	N/A	N/A
	N/A	N/A

Appliances:

Built In Appliances ☒ Yes ☐ No

Slide In Stove ☐ Yes ☒ No

Dishwasher Cabinet ☐ Closed ☒ Open

41" Upper Cabinets ☒ Yes ☐ No

Please NOTE: Standard Cabinet Height is 30"

Stove Opening

NOTE: If not specified, opening will be set to builder's standard opening of approximately 30" width

Fridge Opening

NOTE: If not specified, opening will be set to builder's standard opening of approximately 37" width x 74" height

\*\* Refer to Construction Summary

2. Counters

	Counter	Edge
Kitchen / Breakfast	QUARTZ-GRECALE	#360 EDGE
Laundry Room	N/A	
Powder Room	QUARTZ-FUSION WHITE	#360 EDGE
Master Ensuite Bathroom	QUARTZ-VERMONT	#360 EDGE
Ensuite Bath - Bedroom 2	QUARTZ-GRECALE	#360 EDGE
Ensuite Bath - Bedroom 3/4	QUARTZ-VICTORIA	#360 EDGE
	N/A	
	N/A	
	N/A	

\*\* Refer to Construction Summary

Initials: 

UK

SK

Page 1 of 4

Printed 9/10/2021 15:50:46



Purchasers:

UPUL DHAMMIKA KARUNARATHNE & SUJATH

Property: 337

Telephone Res. / Bus:

(647) 272-1810 /

Project: Russell Gardens Building Ltd.

Decor Advisor:

Candace Forza

Model and Elevation: Mountainash Three (4 Bedroom) Elev 3

Lock Date:

10-Sep-21

10-Sep-21

Plan #: 62M-1266

3. Ceramic Flooring

		At a 45	Threshold-If App.
Entrance Vestibule	TILE-G60160Q STATUARIO SILVER-12X24***STAGGER	<input type="checkbox"/>	metal strip where applicable
Main Hall	N/A	<input type="checkbox"/>	
Kitchen / Breakfast	TILE-G60160Q STATUARIO SILVER-12X24***STAGGER	<input type="checkbox"/>	
Laundry Room	TILE-PLAYA BLACK-12X12	<input type="checkbox"/>	
Powder Room	TILE-G60160Q STATUARIO SILVER-12X24***STAGGER	<input type="checkbox"/>	
Master Ensuite Bathroom	TILE-CONCEPT 603 BLACK-13X13	<input type="checkbox"/>	
Ensuite Bath - Bedroom 2	TILE-RAINBOW LIGHT GREY-13X13	<input type="checkbox"/>	
Ensuite Bath - Bedroom 3/4	TILE-ESSENZE GRIGIO-13X13	<input type="checkbox"/>	
	N/A	<input type="checkbox"/>	
	N/A	<input type="checkbox"/>	
	N/A	<input type="checkbox"/>	

\*\* Refer to Construction Summary

4. Ceramic Wall Tile

Master Ensuite Bathroom	Selection	Describe
Tub Deck Wall	N/A	
Tub Deck	N/A	
Tub Deck Skirt	N/A	
Shower Stall	TILE-LUC CONCEPT NEVE-8X16	
Bathtub Enclosure Walls	N/A	
Ensuite Bath - Bedroom 2	TILE-SILVIA WHITE-8X16	
Ensuite Bath - Bedroom 3/4	TILE-CONCEPT PLUS DARK GREY-8X16	
	N/A	
	N/A	
	N/A	
Kitchen Backsplash	QUARTZ-GRECALE	FULL HEIGHT & BEHIND HOOD FAN

\*\* Refer to Construction Summary - STANDARD GROUT THROUGHOUT UNLESS SPECIFIED

5. Plumbing Fixtures

All Bathrooms

White

N/A

N/A

N/A

N/A

N/A

Whirlpool

N/A

☐ Yes

☒ No

Dishwasher Rough-In

☒ Yes

☐ No

Waterline for Fridge

☒ Yes

☐ No

\*\* Refer to Construction Summary

6. Trim Carpentry

Interior Doors

CARRARA-SMOOTH

Interior Trim

BB CASING WITH 5 1/4" BASEBOARD - ONE STEP

Door Handles

As Per Construction Specifications

Exterior Front Door Handle

As Per Construction Specifications

\*\* Refer to Construction Summary

Initials:

UK

SK



Purchasers:UPUL DHAMMIKA KARUNARATHNE & SUJATH

Property: 337

Telephone Res. / Bus: (647) 272-1810 /

Project: Russell Gardens Building Ltd.

Decor Advisor: Candace Forza

Model and Elevation: Mountainash Three (4 Bedroom) Elev 3

Lock Date: 10-Sep-21

10-Sep-21

Plan #: 62M-1266

7. Other Flooring		
Main Hall	STRIP-MIRAGE-IMAGINE-CHARACTER-RED OAK-DURAMATT-SANDSTONE-5"	
Living Room	STRIP-MIRAGE-IMAGINE-CHARACTER-RED OAK-DURAMATT-SANDSTONE-5"	
Dining Room	STRIP-MIRAGE-IMAGINE-CHARACTER-RED OAK-DURAMATT-SANDSTONE-5"	
Family Room	STRIP-MIRAGE-IMAGINE-CHARACTER-RED OAK-DURAMATT-SANDSTONE-5"	
Den / Library / Study	STRIP-MIRAGE-IMAGINE-CHARACTER-RED OAK-DURAMATT-SANDSTONE-5"	
Basement Landing(If Applies)	N/A	
Lower Landing (If Applies)	N/A	
Upper Landing	STRIP-MIRAGE-IMAGINE-CHARACTER-RED OAK-DURAMATT-SANDSTONE-5"	
Upper Hall	LAMINATE-FJORD-LYNGEN OAK-TL-NEUM07	
Master Bedroom	LAMINATE-FJORD-LYNGEN OAK-TL-NEUM07	
Bedroom #2	LAMINATE-FJORD-LYNGEN OAK-TL-NEUM07	
Bedroom #3	LAMINATE-FJORD-LYNGEN OAK-TL-NEUM07	
Bedroom #4	LAMINATE-FJORD-LYNGEN OAK-TL-NEUM07	
Bedroom #5	N/A	
	N/A	
	N/A	
	N/A	
Underpad	Type	Area
	N/A	N/A

\*\* Refer to Construction Summary

8. Railings and Pickets

Railing Type

V-GROOVE

Complimenting Colour

MIRAGE SANDSTONE RED OAK

Picket Type

AS PER CONSTRUCTION SPECIFICATIONS

Complimenting Colour

MIRAGE SANDSTONE RED OAK

Stringer / Riser

AS PER CONSTRUCTION SPECIFICATIO

Complimenting Colour

MIRAGE SANDSTONE RED OAK

Treads

AS PER CONSTRUCTION SPECIFICATIO

Complimenting Colour

MIRAGE SANDSTONE RED OAK

Red Oak Stairs

☒ Yes

☐ No

\*\* Refer to Construction Summary THE STAIN COLOURS OR FINISH AVAILABLE ON RISERS, TREADS, PICKETS AND RAILS (STAIRCASES), WILL NOT BE AN EXACT MATCH TO PREFINISHED HARDWOOD OR LAMINATE FLOORS.

9. Wall Paint Flat Finish

Main & Upper Hall

43 BIRCH WHITE

Master Bedroom

43 BIRCH WHITE

Living Room

43 BIRCH WHITE

Bedroom #2

43 BIRCH WHITE

Dining Room

43 BIRCH WHITE

Bedroom #3

43 BIRCH WHITE

Kitchen / Breakfast

43 BIRCH WHITE

Bedroom #4

43 BIRCH WHITE

Family Room

43 BIRCH WHITE

Bedroom #5

N/A

Powder Room

43 BIRCH WHITE

Master Ensuite

43 BIRCH WHITE

Laundry Room

43 BIRCH WHITE

Ensuite Bath - Bedroom 2

43 BIRCH WHITE

Den/Library

43 BIRCH WHITE

Ensuite Bath - Bedroom 3/4

43 BIRCH WHITE

Trim & Door Paint-Semi Gloss

WHITE

N/A

N/A

N/A

Smooth Ceilings First Floor

☒ Yes

☐ No

\*\* Refer to Construction Summary

Initials: 

VK

SV

Page 3 of 4

Printed 9/10/2021 15:50:46



Purchasers:UPUL DHAMMIKA KARUNARATHNE & SUJATH

Telephone Res. / Bus: (647) 272-1810 /

Decor Advisor: Candace Forza

Lock Date: 10-Sep-21

Property: 337

Project: Russell Gardens Building Ltd.

Model and Elevation: Mountainash Three (4 Bedroom) Elev 3

Plan #: 62M-1266

10. Plaster Mouldings and Medallions

Entrance Vestibule	N/A	N/A	Kitchen/Breakfast	N/A	N/A
Main Hall	N/A	N/A	Den/Library	N/A	N/A
Living Room	N/A	N/A	Lower Landing	N/A	N/A
Dining Room	N/A	N/A		N/A	N/A
Family Room	N/A	N/A			

\*\* Refer to Construction Summary

11. Fireplace

	Living Room			Family Room			Other Room - Specify		
	Purchased	As Per Plan	N/A	Purchased	As Per Plan	N/A	Purchased	As Per Plan	N/A
	<input type="radio"/>	<input type="radio"/>	<input checked="" type="radio"/>	<input type="radio"/>	<input checked="" type="radio"/>	<input type="radio"/>	<input type="radio"/>	<input type="radio"/>	<input checked="" type="radio"/>
Fireplace Type	N/A			FLAT ON WALL			N/A		
Mantle Type	N/A			MANTLE M6			N/A		
Colour / Stain	N/A			AS PER CONSTRUCTION SPECIFICATIONS			N/A		
Surround	N/A			NERO			N/A		
Hearth	N/A			NO			N/A		

\*\* Refer to Construction Summary

12. Heating and Air Conditioning

Air Conditioning	NO	Gas Provisions Stove	NO
Gas Provisions Dryer	NO	Gas Provisions Barbecue	NO
Comment			

\*\* Refer to Construction Summary

13. Electrical

Plugs and Switches	<input checked="" type="radio"/> White	DECOR	Above Kitchen Cabinet Light	<input type="radio"/> Yes	<input checked="" type="radio"/> No
Hood Fan	STANDARD WHITE TEMP.		Below Kitchen Cabinet Light	<input type="radio"/> Yes	<input checked="" type="radio"/> No
Appliances	Built in Cooktop	Built in Oven	Gas Stove	Microwave	
	<input checked="" type="radio"/> Yes <input type="radio"/> No	<input checked="" type="radio"/> Yes <input type="radio"/> No	<input type="radio"/> Yes <input checked="" type="radio"/> No	<input checked="" type="radio"/> Yes <input type="radio"/> No	
Dishwasher Rough-in	Yes				

\*\* Refer to Construction Summary

14. General Comments

\*\* Refer to Construction Summary


Disclaimers and Notes

1) Colours of all materials are as close as possible to builder's selection, but not necessarily identical due to variances in manufacturing.


2) Any extras listed above are null and void unless accompanied by a separate invoice/amendment. Said invoice must be paid in full.

3) The Purchaser agrees that this colour selection is final and that no changes will be permitted, unless required by the Vendor.

4) The Purchaser acknowledges reading and accepting document which contains other miscellaneous disclaimers.

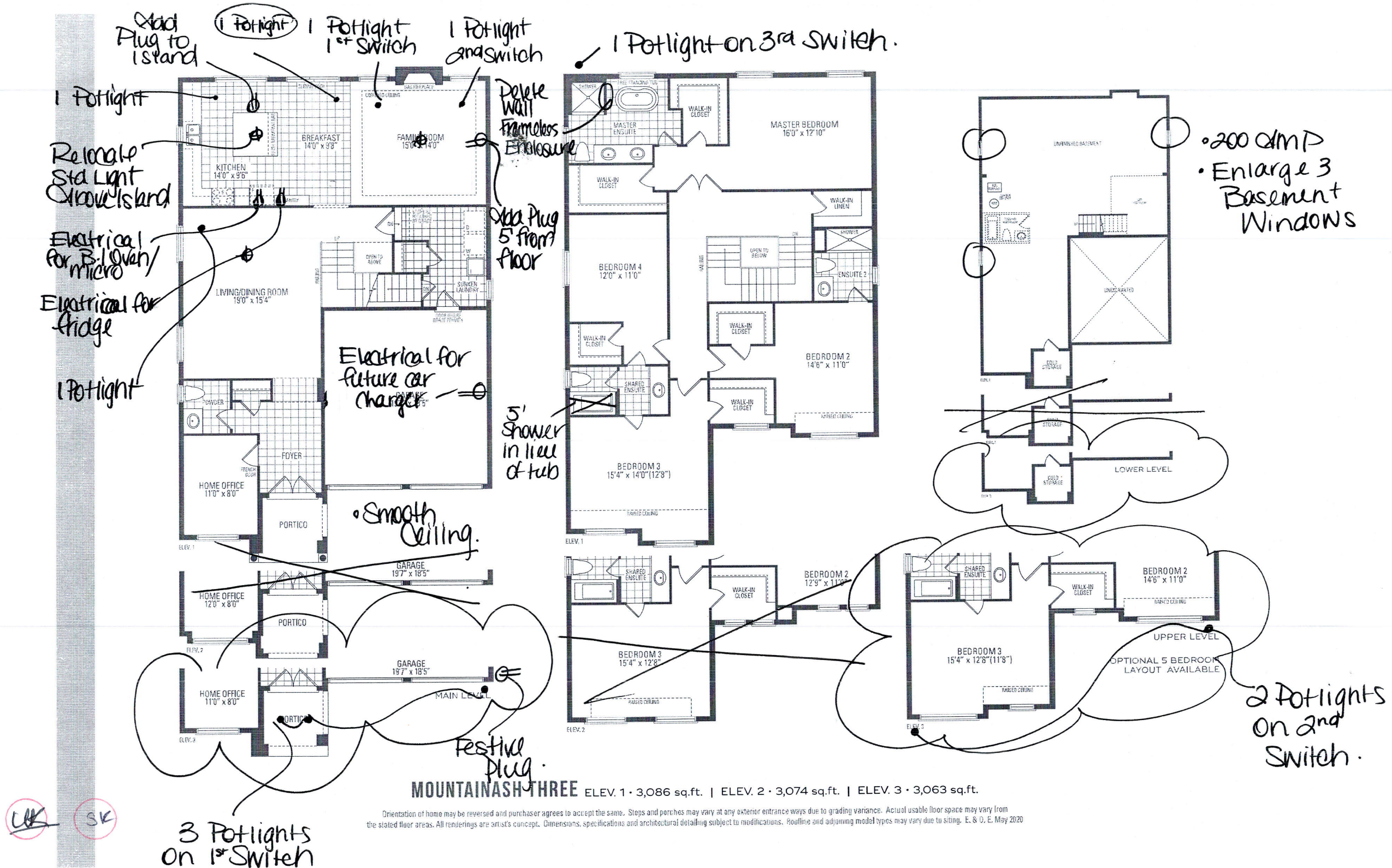
Signature: 

Date: 2021-09-10

Signature: 

Date: 30-10-2021

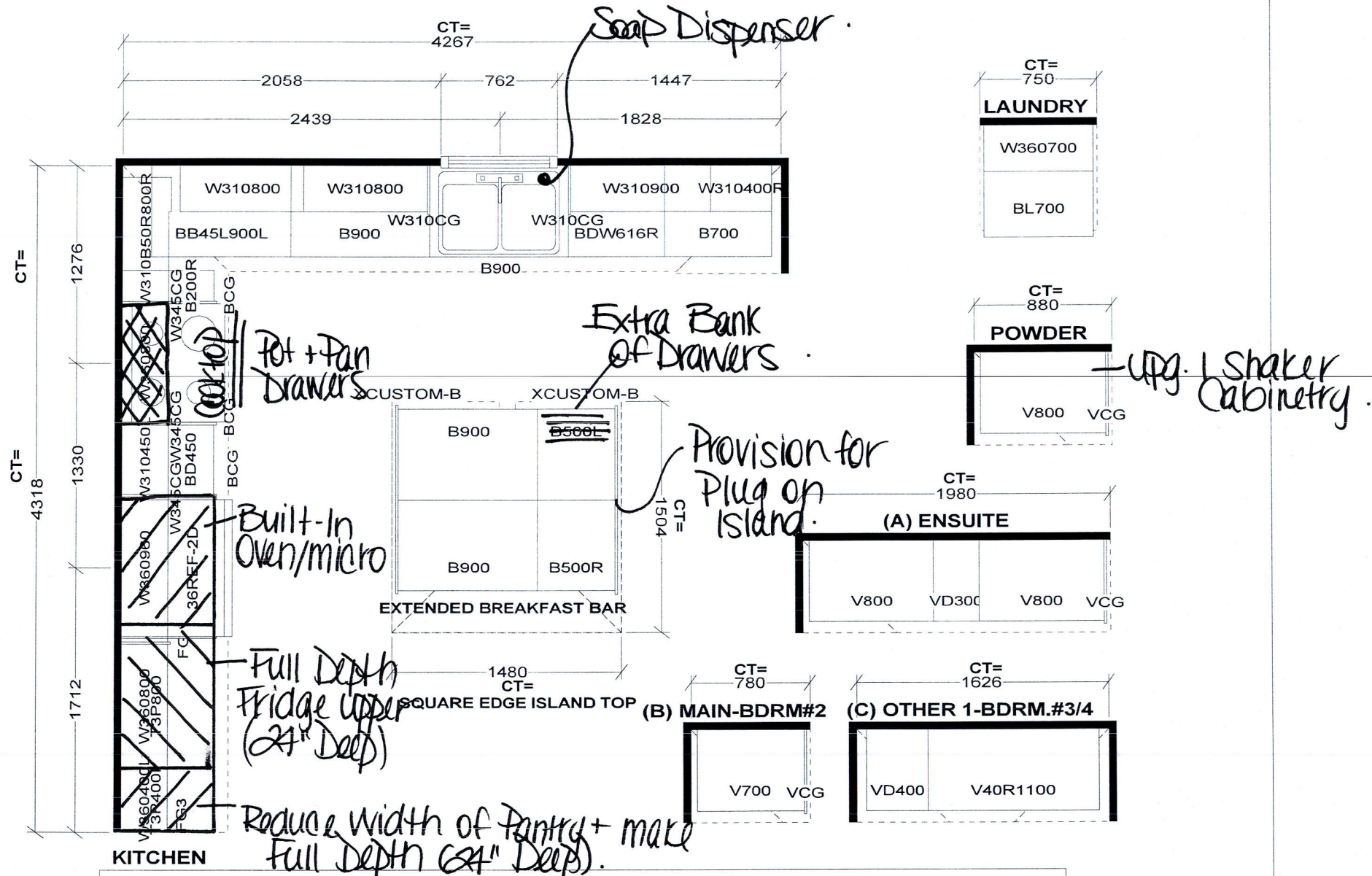






# Kitchen

- upg. 2 Sonata Cabinetry
- 2nd Colour Cabinet On Island
- Light Valance




Selba Industries			J#
W WDT	W HGHT	W CNT	<p>This drawing is the intellectual property of SELBA INDUSTRIES INC. and is an original design which must not be released or copied unless applicable fee has been paid or job order placed.</p> <p>DESIGNER: KS DATE: MAY 13 20</p>
FLOOR HGHT	DOOR HGHT		
ST. CENT	2X4	VENT BOX COVER	
<p><b>JOB NUMBER:</b>  <b>BUILDER:</b> GREENPARK  <b>SITE:</b> RUSSELL GARDENS PH.3  <b>MODEL:</b> MOUNTAINASH 3X EL 1,2,3  <b>LOT #:</b></p>			

UK SK

# 30" Speed Combination Oven

800 Series – Black Stainless Steel HBL8743UC



**HBL8743UC**  
Black Stainless Steel

Also available in:  
Stainless Steel HBL8753UC

**Bosch speed combination ovens create an all-in-one cooking center with an upper speed oven and a Genuine European Convection oven below.**

### Features & Benefits

Bosch black stainless steel helps guard against scratches and fingerprints.

2-in-1 microwave and convection oven with 9 SpeedChef® programs to simplify cooking with fast results.

Lower oven's convection multi-rack mode gives uniform baking results even when using all 3 racks simultaneously.

Download the Home Connect app to remotely monitor and control your Bosch wall oven with your smart phone or tablet.

General Properties	
Home Connect™ – lower cavity (WiFi enabled)	Yes
Cooking modes – upper cavity	Speed oven; 12 Auto Programs (including Auto Defrost, Melt Butter, Soften Ice Cream, Pizza), 9 Sensor Cook Programs, 9 SpeedChef® Programs, Hi & Lo Broil, European Convection, Keep Warm, Frozen Foods
Cooking modes – lower cavity	Bake, Variable Broil (hi & low), Roast, Warm, Sabbath, Proof Dough, Convection Bake, Convection Broil, Convection Roast, Pizza, Multi Rack Genuine European Convection, Convection Conversion, Temperature Probe, Fast Preheat
Cleaning type – lower	Self Clean
Telescopic rack	1
Illumination type	LED (Upper) / Halogen (Lower)
Interior lights	1 Upper / 2 Lower
Oven Performance	
Microwave power – upper cavity	1000 W
Bake / broil element wattages – upper cavity	600 / 1,750 W
Convection element wattages – upper cavity	1,700 W
Bake / broil element wattages – lower cavity	2,400 / 3,800 W
Convection element wattages – lower cavity	2,000 W
Technical Details	
Watts (W)	9,600 W
Circuit breaker (A)	40 A
Volts (V); Frequency (Hz)	240 / 208 V; 60 Hz
Power cord length (in)	50"
Plug type	Fixed Connection, No Plug
Energy source	Electric

Dimensions & Weight	
Overall appliance dimensions (HxWxD)(in)	49" x 29 3/4" x 24 1/2"
Required cutout size – Standard (HxWxD) (in)	48 5/8" x 28 1/2" x 23 1/2"
Required cutout size – Flush (HxWxD) (in)	49 1/8" x 30" x 24 1/2"
Speed oven cavity size – upper	1.6 cu. ft.
Overall upper speed oven interior dimensions (HxWxD) (in.)	9 7/8" x 16 1/2" x 16 1/2"
Metal turntable diameter (in)	13 3/4" dia.
Turntable – ceramic cookware max. – upper	12 1/2" dia.
Rack – rectangular cookware max. – upper	15" x 12"
Oven cavity size – lower	4.6 cu. ft.
Overall lower oven interior dimensions (HxWxD) (in)	17 13/16" x 24 1/8" x 18"
Usable lower oven interior dimensions (HxWxD) (in)	12 1/4" x 23 1/4" x 15 1/4"
Net weight (lbs)	259 lbs

Accessories – Included	
Upper Oven: Metal Turntable, Square rack, Ceramic Cooking Tray Lower Oven: 1 Telescopic and 2 Standard Oven Racks, Meat Probe	

Accessories – Optional	
------------------------	--



**HEZTR301**  
30" Telescopic Rack



Home Connect®

\*Lower wall oven only

**Accessories:** To purchase Bosch accessories, cleaners & parts please visit [www.bosch-home.com/us/store](http://www.bosch-home.com/us/store) or call 1-800-944-2904 (Mon to Fri 5 am to 6 pm PST, Sat 6 am to 3 pm PST).  
**Notes:** All height, width and depth dimensions are shown in inches. BSH reserves the absolute and unrestricted right to change product materials and specifications, at any time, without notice. Consult the product's installation instructions for final dimensional data and other details prior to making cutout.  
**Warranties:** Please see Use & Care manual or Bosch website for statement of limited warranty.  
For more information on our entire line of products, go to [www.bosch-home.com/us](http://www.bosch-home.com/us) or call 1-800-944-2904  
© BSH Home Appliances Corporation. All rights reserved. Bosch is a registered trademark of Robert Bosch GmbH.

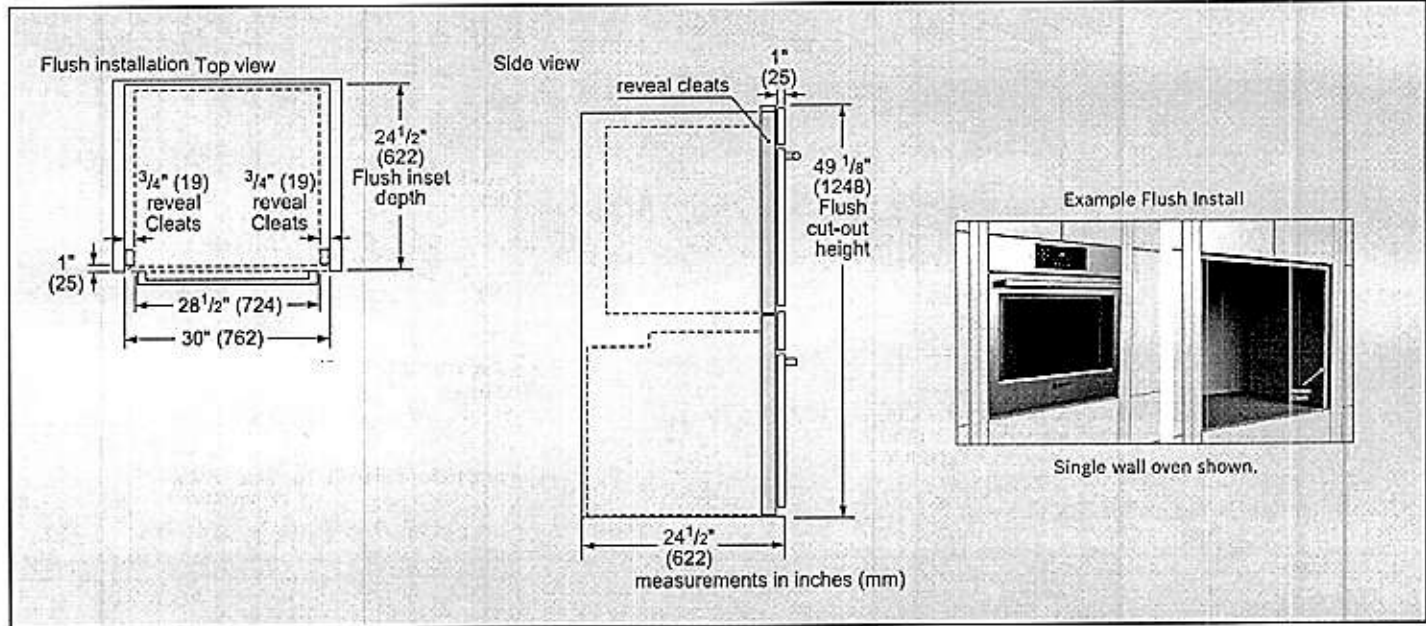
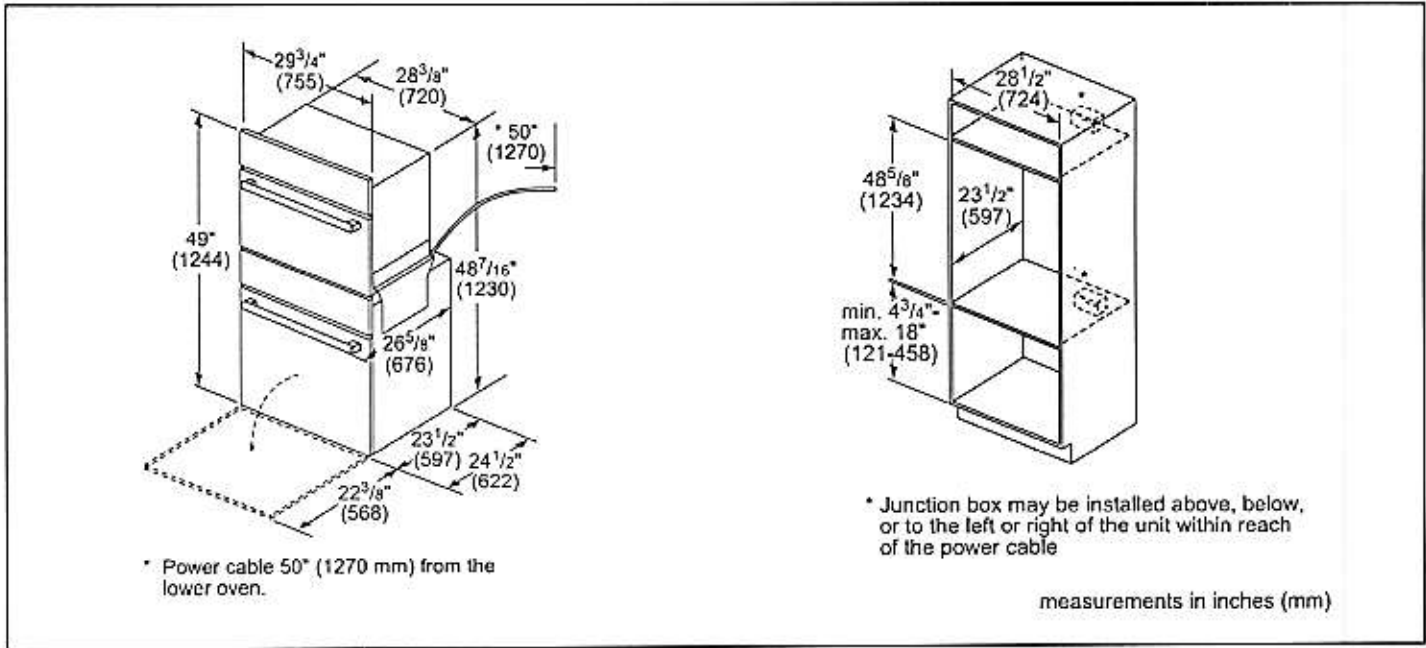


# 30" Speed Combination Oven

800 Series – Black Stainless Steel HBL8743UC



## Installation Details



**Accessories:** To purchase Bosch accessories, cleaners & parts please visit [www.bosch-home.com/us/store](http://www.bosch-home.com/us/store) or call 1-800-944-2904 (Mon to Fri 5 am to 6 pm PST, Sat 6 am to 3 pm PST).

**Notes:** All height, width and depth dimensions are shown in inches. BSH reserves the absolute and unrestricted right to change product materials and specifications, at any time, without notice. Consult the product's installation instructions for final dimensional data and other details prior to making cutout.

**Warranties:** Please see Use & Care manual or Bosch website for statement of limited warranty.

For more information on our entire line of products, go to [www.bosch-home.com/us](http://www.bosch-home.com/us) or call 1-800-944-2904

© BSH Home Appliances Corporation. All rights reserved. Bosch is a registered trademark of Robert Bosch GmbH.

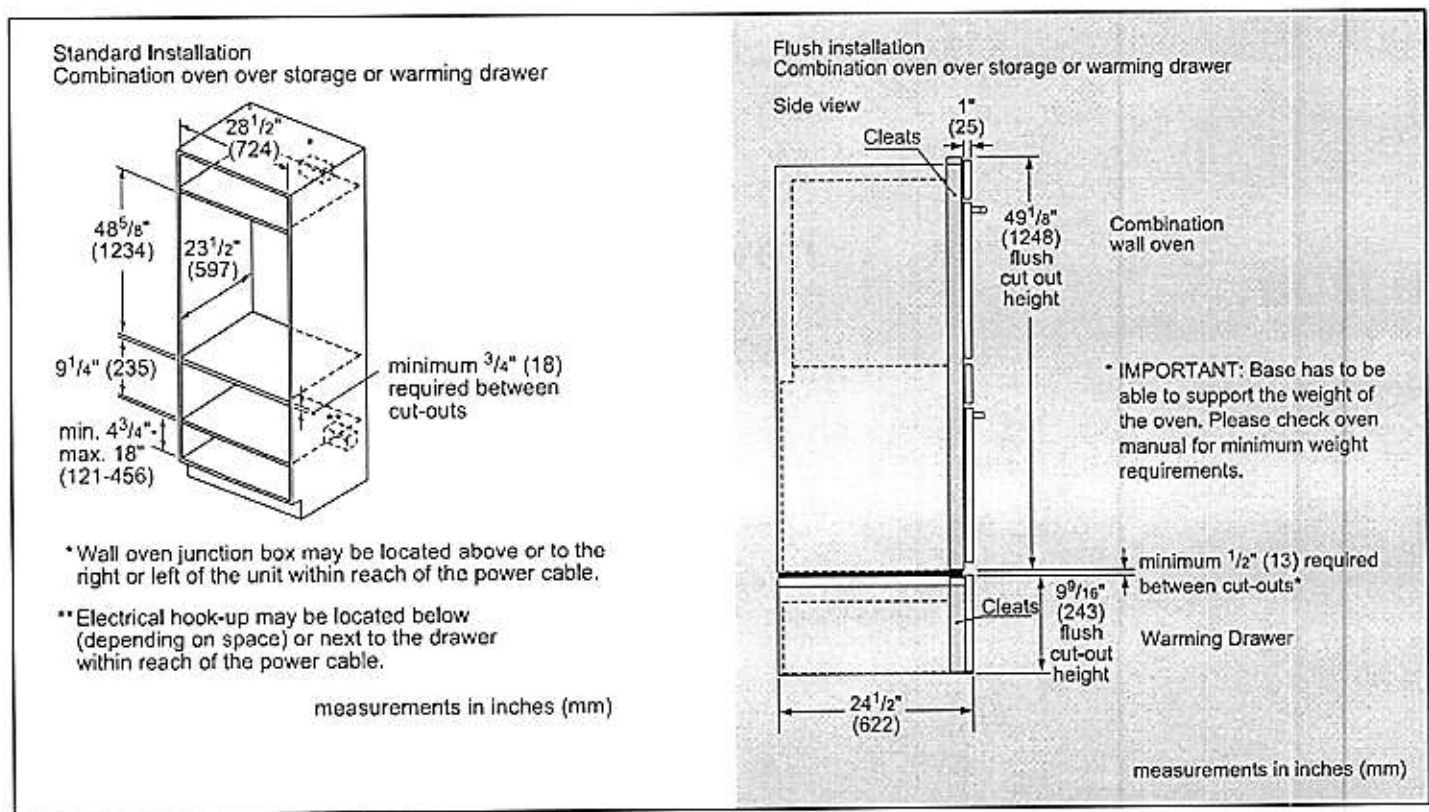


# 30" Speed Combination Oven

800 Series – Black Stainless Steel HBL8743UC



## Installation Details



**Accessories:** To purchase Bosch accessories, cleaners & parts please visit [www.bosch-home.com/us/store](http://www.bosch-home.com/us/store) or call 1-800-944-2904 (Mon to Fri 5 am to 6 pm PST, Sat 6 am to 3 pm PST).

**Notes:** All height, width and depth dimensions are shown in inches. BSH reserves the absolute and unrestricted right to change product materials and specifications, at any time, without notice. Consult the product's installation instructions for final dimensional data and other details prior to making cutout.

**Warranties:** Please see Use & Care manual or Bosch website for statement of limited warranty.


For more information on our entire line of products, go to [www.bosch-home.com/us](http://www.bosch-home.com/us) or call 1-800-944-2904

© BSH Home Appliances Corporation. All rights reserved. Bosch is a registered trademark of Robert Bosch GmbH.



# 30" Pyramid Canopy Chimney Hood

800 Series – Black Stainless Steel HCP80641UC



HCP80641UC  
Black Stainless Steel

The 30" Bosch black stainless steel chimney hood helps guard against scratches and fingerprints.

### Features & Benefits

600 CFM centrifugal integrated blower included.

Bosch black stainless steel helps guard against scratches and fingerprints.

LCD touch display provide controls that are easy to use and read.

Dishwasher safe mesh filters makes cleaning and maintenance easy.

Non-ducted recirculation possible with separate accessory kit.

General Properties	
Operating mode	Convertible: ducted / recirculating
Maximum CFM (blower)	600 CFM
CFM (HVI)	530 HS / 180 WS
Sones (HVI)	12 HS / 2 WS
Number of speed settings	4-stage
Motor location	Integrated motor in hood chimney
Number of lights	2
Bulb type	Halogen
Light lumens	360
Light color	3000° K
Total power of the lamps	80 W
Damper included	Yes
Grease filter material	Aluminum
Grease filter type	Multilayer cassette
Technical Details	
Watts	452 W
Volts	120 V
Frequency	60 Hz
Plug type	No Plug




Dimensions & Weight	
Overall appliance dimensions (width of canopy included) (HxWxD)	24 9/16" – 38 7/8" / 28 1/4" – 42 9/16" x 30" x 19 11/16"
Height of the chimney	19 9/16" – 33 7/8" / 23 1/4" – 42 9/16"
Required distance above cooktop / range cooking surface	Min. 24" electric / 27" gas
Diameter of air duct top	8"
Net weight	49 lbs

### Accessories – Optional



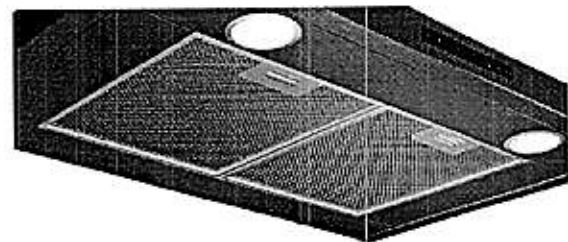
HCIFILTUC  
Filter kit



HCREC5UC  
Recirculation kit

**HCPEXT4UC**  
Chimney extension for 9–11.5 ft. ceilings for use with HCP80641UC & HCP86642UC

HS=High Speed; WS=Working Speed



**Accessories:** To purchase Bosch accessories, cleaners & parts please visit [www.bosch-home.com/us/store](http://www.bosch-home.com/us/store) or call 1-800-944-2904 (Mon to Fri 5 am to 6 pm PST, Sat 6 am to 3 pm PST).

**Notes:** All height, width and depth dimensions are shown in inches. BSH reserves the absolute and unrestricted right to change product materials and specifications, at any time, without notice. Consult the product's installation instructions for final dimensional data and other details prior to making cutout.

**Warranties:** Please see Use & Care manual or Bosch website for statement of limited warranty.

For more information on our entire line of products, go to [www.bosch-home.com/us](http://www.bosch-home.com/us) or call 1-800-944-2904

© BSH Home Appliances Corporation. All rights reserved. Bosch is a registered trademark of Robert Bosch GmbH.

# 30" Pyramid Canopy Chimney Hood

800 Series – Black Stainless Steel HCP80641UC



## Installation Details

dia. 7 7/8" (dia. 200)

4 5/8" (118)

\* 28 1/4"-42 9/16" (718-1081)

\*\* 24 9/16"-38 7/8" (625-988)

10 3/4" (273)

13 3/16" (335)

20 5/8" (524)

5" (127)

19 11/16" (500)

30" (762)

\* Recirculating installation  
\*\* Installation with exhaust air duct

Installation height above cooking surface:  
24"-34" (610 mm-864 mm) for electric  
27"-34" (686 mm-864 mm) for gas

measurements in inches (mm)

A Lower flue duct

B Upper flue duct

**Accessories:** To purchase Bosch accessories, cleaners & parts please visit [www.bosch-home.com/us/store](http://www.bosch-home.com/us/store) or call 1-800-944-2904 (Mon to Fri 5 am to 6 pm PST, Sat 6 am to 3 pm PST).

**Notes:** All height, width and depth dimensions are shown in inches. BSH reserves the absolute and unrestricted right to change product materials and specifications, at any time, without notice. Consult the product's installation instructions for final dimensional data and other details prior to making cutout.

**Warranties:** Please see Use & Care manual or Bosch website for statement of limited warranty.

**For more information on our entire line of products, go to [www.bosch-home.com/us](http://www.bosch-home.com/us) or call 1-800-944-2904**

© BSH Home Appliances Corporation. All rights reserved. Bosch is a registered trademark of Robert Bosch GmbH.



# 30" Induction Cooktop

800 Series – Black NIT8069UC



NIT8069UC  
Black

Also available in:  
Black with NIT8069SUC  
Stainless Steel Frame

The 800 Series induction cooktop is sleek in design, and features AutoChef® technology which maintains precise cooking temperatures.

### Features & Benefits

Induction – faster than gas and electric cooktops. Precise cooking, easy cleaning and more efficient

AutoChef® – regulates temperatures continuously during frying and adjusts them as needed

11" cooking zone for larger pots and pans

Home Connect™ – the easy way to connect your smart device with your Bosch cooktop

Hood Control – convenient operation of the Home Connect™ enabled ventilation via your cooktop

Element Performance	
Power of Front Left heating element	1,400 W
Power of Front Left heating element (in boost)	2,200 W
Power of Back Left heating element	2,200 W
Power of Back Left heating element (in boost)	3,700 W
Power of Back Right heating element	2,600 W
Power of Back Right heating element (in boost)	3,700 W
Power of Front Right heating element	1,400 W
Power of Front Right heating element (in boost)	2,200 W
Burners with booster	All
Element Size	
Dimension of Front Left heating element	6"
Dimension of Back Left heating element	9"
Dimension of Back Right heating element	11"
Dimension of Front Right heating element	6"

General Properties	
Home Connect™ (Wi-Fi Enabled)	Yes
Controls	PreciseSelect® Touch
Technical Details	
Watts	7,200 W
Circuit breaker	30 A
Volts	208-240 V
Frequency	60 Hz
Plug type	No plug
Power cord length	37"
Energy source	Electric
Dimensions & Weight	
Overall appliance dimensions (HxWxD)	1/4" +4 1/8" x 31" x 21 1/4"
Required cutout size (HxWxD)	4 1/8" x 28 7/8" x 20"
Minimum distance from counter front	2 1/4"
Minimum distance from rear wall	2"
Net weight	41 lbs
Accessories—Optional	



HEZ390210  
8" AutoChef® pan



HEZ390220  
9" AutoChef® pan



HEZ390230  
10" AutoChef® pan



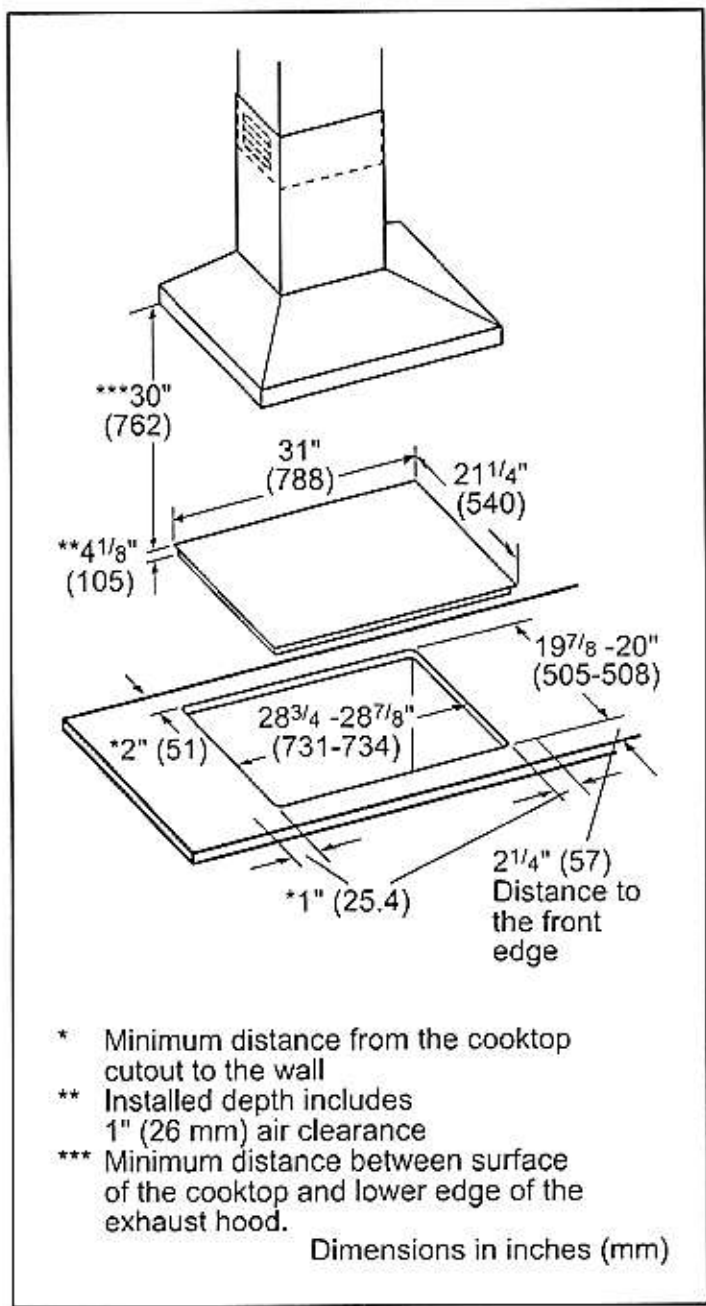
**Accessories:** To purchase Bosch accessories, cleaners & parts please visit [www.bosch-home.com/us/store](http://www.bosch-home.com/us/store) or call 1-800-944-2904 (Mon to Fri 5 am to 6 pm PST, Sat 6 am to 3 pm PST).  
**Notes:** All height, width and depth dimensions are shown in inches. BSH reserves the absolute and unrestricted right to change product materials and specifications, at any time, without notice. Consult the product's installation instructions for final dimensional data and other details prior to making cutout.  
**Warranties:** Please see Use & Care manual or Bosch website for statement of limited warranty.  
For more information on our entire line of products, go to [www.bosch-home.com/us](http://www.bosch-home.com/us) or call 1-800-944-2904  
© BSH Home Appliances Corporation. All rights reserved. Bosch is a registered trademark of Robert Bosch GmbH.

# 30" Induction Cooktop

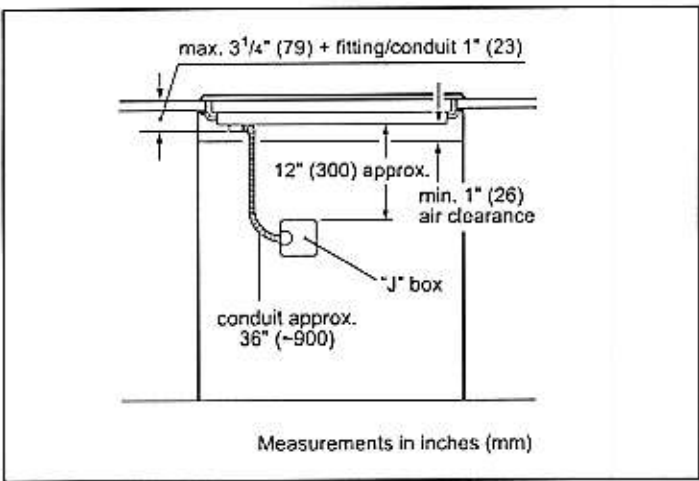
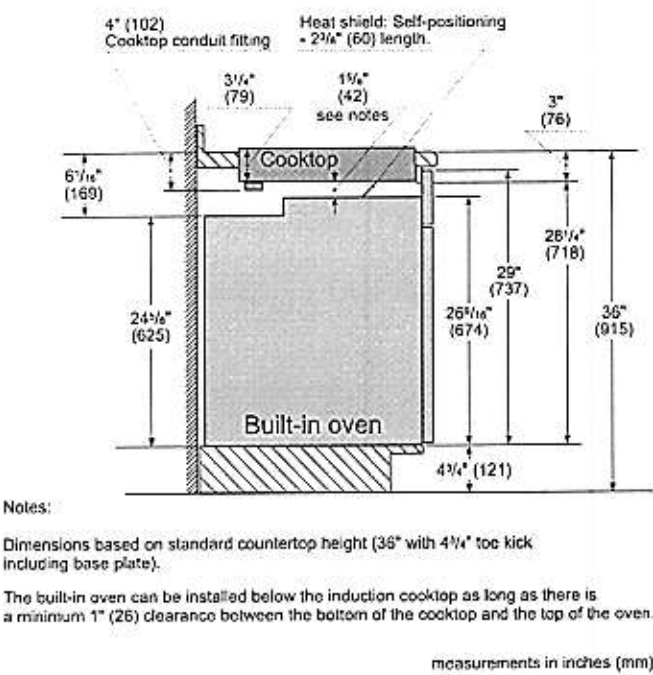
800 Series – Black NIT8069UC



## Installation Details



## Installation above Wall Ovens



**Accessories:** To purchase Bosch accessories, cleaners & parts please visit [www.bosch-home.com/us/store](http://www.bosch-home.com/us/store) or call 1-800-944-2904 (Mon to Fri 5 am to 6 pm PST, Sat 6 am to 3 pm PST).

**Notes:** All height, width and depth dimensions are shown in inches. BSH reserves the absolute and unrestricted right to change product materials and specifications, at any time, without notice. Consult the product's installation instructions for final dimensional data and other details prior to making cutout.

**Warranties:** Please see Use & Care manual or Bosch website for statement of limited warranty.


For more information on our entire line of products, go to [www.bosch-home.com/us](http://www.bosch-home.com/us) or call 1-800-944-2904

© BSH Home Appliances Corporation. All rights reserved. Bosch is a registered trademark of Robert Bosch GmbH.



# 36" Counter-Depth 3-Door Refrigerator

800 Series – Black Stainless B36CT80SNB



**B36CT80SNB**  
Black Stainless

Also available in:  
Stainless Steel  
B36CT80SNS

Introducing the revolutionary, new FarmFresh System™, with four freshness technologies designed to work together to keep your food fresher, longer. Enjoy less food waste, new innovative features and more thoughtful design.

### Features & Benefits

VitaFreshPro™ provides pre-programmed freshness settings to optimize temperature and humidity to keep meat, fish, and produce fresher, longer.

Interior Water Dispenser is thoughtfully placed inside for refreshing water at the touch of a button or a push of a nozzle.

FlexBar™ utilizes typically unused space in the upper refrigerator cavity.

General Properties	
Full 72" height and true counter depth for built-in appearance	Yes
Lighting	Recessed LED light bars
Number of compressors/evaporators	2 / 2
Defrost process refrigerator section	Frost-free
Number of shelves – refrigerator	5
Adjustable shelves – refrigerator	4 half-width
Shelf material – refrigerator	Tempered glass
Type of shelves – refrigerator	Frameless split shelves with metal trim
Flexible storage bar	FlexBar™
Gallon storage bins	2
Humidity control compartments	2
Full width temp. & humidity controlled drawer	VitaFreshPro™
Ice maker	Yes
Water filter	UltraClarityPro™
Internal water dispenser	Yes
Touch control panel	Yes
AirFresh® filter	Yes
FreshProtect™ ethylene filter	Yes
MultiAirFlow™	Yes
Stainless steel back wall	Yes
Defrost process freezer section	Automatic
Number of drawers – freezer	3
Wi-Fi enabled	Yes, Home Connect™ app

Capacity	
Total capacity (cu. ft.)	20.8
Refrigerator capacity (cu. ft.)	14.8
Freezer capacity (cu. ft.)	6
Technical Details	
Current (A)	15 A
Volts (V)	115 V
Frequency (Hz)	60 Hz
Power cord length (in.)	91
Plug type	120V-3 prong
Dimensions & Weight	
Appliance dimensions with hinges, handles and doors (H x W x D) (in.)	72** x 35 5/8" x 31 1/8"
Appliance dimensions without hinges and doors (H x W x D) (in.)	71 1/2" x 35 5/8" x 24***
Appliance dimensions with hinges and doors, no handles (H x W x D) (in.)	72** x 35 5/8" x 28 3/4"
Required cutout size (H x W x D) (in.)	72" x 36" x 25"
Net weight (lbs)	350 lbs
Efficiency	
Energy consumption (kWh/yr)	570
ENERGY STAR® qualified	Yes
Accessories	
UltraClarityPro™ Water Filter: BORPLFTR50 FlexBar™ Bottle Holder: BOFLEXBOTL FlexBar™ Deep Shelf: BOFLEXLGSH FlexBar™ Shallow Shelf: BOFLEXSM5H Ethylene Filter Refill Kit: FPETHRF50	

Home Connect



\*When leveling legs are fully extended, add 5/8" to overall height, total 72 5/8".

\*\*The cutout depth of 25" includes the required 1" airflow. The electrical covers on the back of unit do not require additional depth.

Accessories: To purchase Bosch accessories, cleaners & parts please visit [www.bosch-home.com/us/store](http://www.bosch-home.com/us/store) or call 1-800-944-2904 (Mon to Fri 5 am to 6 pm PST, Sat 6 am to 3 pm PST).

Notes: All height, width and depth dimensions are shown in inches. BSH reserves the absolute and unrestricted right to change product materials and specifications, at any time, without notice. Consult the product's installation instructions for final dimensional data and other details prior to making cutout.

Warranties: Please see Use & Care manual or Bosch website for statement of limited warranty.

For more information on our entire line of products, go to [www.bosch-home.com/us](http://www.bosch-home.com/us) or call 1-800-944-2904

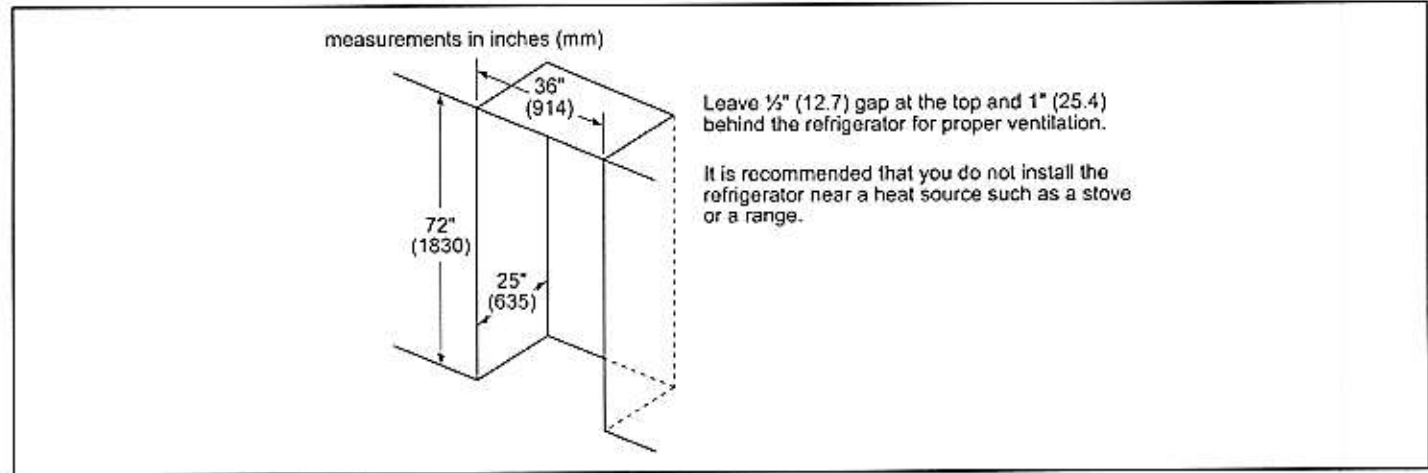
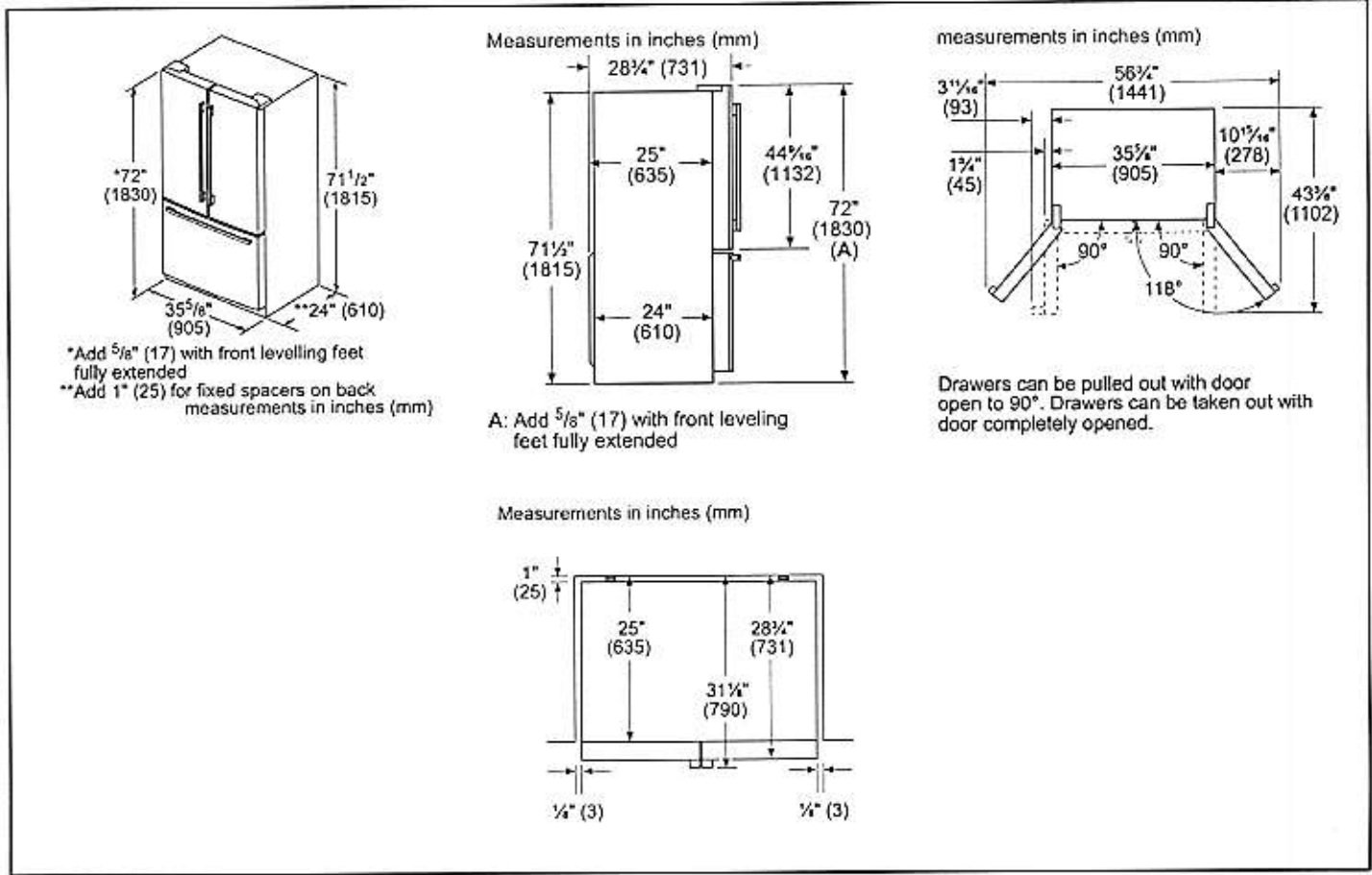
© BSH Home Appliances Corporation. All rights reserved. Bosch is a registered trademark of Robert Bosch GmbH.

# 36" Counter-Depth 3-Door Refrigerator

800 Series – Black Stainless B36CT80SNB



## Installation Details



**Accessories:** To purchase Bosch accessories, cleaners & parts please visit [www.bosch-home.com/us/store](http://www.bosch-home.com/us/store) or call 1-800-944-2904 (Mon to Fri 5 am to 6 pm PST, Sat 6 am to 3 pm PST).

**Notes:** All height, width and depth dimensions are shown in inches. BSH reserves the absolute and unrestricted right to change product materials and specifications, at any time, without notice. Consult the product's installation instructions for final dimensional data and other details prior to making cutout.

**Warranties:** Please see Use & Care manual or Bosch website for statement of limited warranty.

For more information on our entire line of products, go to [www.bosch-home.com/us](http://www.bosch-home.com/us) or call 1-800-944-2904

© BSH Home Appliances Corporation. All rights reserved. Bosch is a registered trademark of Robert Bosch GmbH.