

CONSTRUCTION SUMMARY

Mountainview Heights 3 (G) - Russell Gardens Building Ltd.

PURCHASERS: Antony Nimalraj ANTON THOMAS ARUNTHAVANA and Mary Jenitha ANTONY NIMALRAJ

TEL: RES.: 416-662-5932

LOT / PHASE 256 / 3	REG. PLAN # 62M-1266	HOUSE TYPE Mountainash Twelve Elev 2		
------------------------	-------------------------	---	--	--

CABINETRY

1 - KITCHEN CABINETRY - TWO COLOUR KITCHEN - FLAT FEE 16Jun21 Note:	
1 - CABINETRY - KITCHEN - CM3 CROWN MOULDING 04Jun21 Note:	
1 - CABINETRY - KITCHEN - LIGHT VALENCE - NO ELECTRICAL 04Jun21 Note:	
1 - VANITY - POWDER ROOM - HARDWARE UPGRADE 2 04Jun21 Note:	
1 - CABINETRY - KITCHEN - HARDWARE UPGRADE 2 04Jun21 Note:	
1 - VANITY - POWDER ROOM - UPGRADE 3 04Jun21 Note:	
1 - CABINETRY - KITCHEN - UPGRADE 3 04Jun21 Note:	

CABINETRY ACCESSORIES

1 - KITCHEN HOOD CABINETS - TRADITIONAL STAND ALONE WOOD HOOD WITH MATEL MOULDING – HOOD TO BE INSTALLED 1' HIGHER THAN UPPER CABINETRY - UPGRADE 3 16Jun21 Note: PURCHASER TO SUPPLY AND INSTALL HOOD FAN INSERT AFTER CLOSING	1
1 - KITCHEN CABINETRY UPPER - GLASS DOOR - BEVELED - FINISHED INTERIOR - FITS TALL UPPER CABINETS - PRICE IS PER DOOR - UPGRADE 3 04Jun21 Note:	2
1 - KITCHEN CABINETRY UPPER - ANGLED CORNER CABINET - FITS TALL UPPER CABINETS - PER UNIT - UPGRADE 3 04Jun21 Note:	2
1 - KITCHEN CABINETRY BASE - PULLOUT WIRE SPICE RACK - PRICE IS EACH 04Jun21 Note:	3
1 - PANTRY UNIT UPGRADE - TO GO FROM 300MM TO 600MM DEEP - PRICE IS PER FOOT - UPGRADE 3 04Jun21 Note:	4
1 - KITCHEN CABINETRY UPPER - FULL DEPTH ABOVE FRIDGE - WITH GABLES - 600MM - PRICE IS EACH - UPGRADE 3 04Jun21 Note:	5
1 - KITCHEN CABINETRY BASE - PIE CUT CORNER CABINET - BASE CABINETRY - UPGRADE 3 - RELOCATE BANK - RELOCATE BANK OF DRAWERS TO ACCOMMODATE 04Jun21 Note:	6
1 - KITCHEN CABINETRY BASE - PULLOUT RECYCLE 4 BIN - REVISE ISLAND TO ACCOMMODATE 04Jun21 Note:	7
1 - KITCHEN CABINETRY - BUILT-IN MICROWAVE/OVEN COMBO - UPGRADE 3 04Jun21 Note:	8
1 - KITCHEN CABINETRY BASE - COOKTOP CABINET WITH POT DRAWERS (2 DRAWERS) - UPGRADE 3 04Jun21 Note:	9

CONSTRUCTION SUMMARY

Mountainview Heights 3 (G) - Russell Gardens Building Ltd.

PURCHASERS: Antony Nimalraj ANTON THOMAS ARUNTHAVANA and Mary Jenitha ANTONY NIMALRAJ

TEL: RES.: 416-662-5932

LOT / PHASE 256 / 3	REG. PLAN # 62M-1266	HOUSE TYPE Mountainash Twelve Elev 2		
------------------------	-------------------------	---	--	--

CERAMIC TILE

1 - TILE - UPGRADE 4 FLOOR TILE - - SIDE ENTRANCE 04Jun21 Note:	
1 - TILE - UPGRADE 4 FLOOR TILE - - POWDER ROOM 04Jun21 Note:	
1 - TILE - UPGRADE 4 FLOOR TILE - - KITCHEN 04Jun21 Note:	
1 - TILE - UPGRADE 4 FLOOR TILE - - FOYER 04Jun21 Note:	

CONSTRUCTION

1 - FAMILY ROOM - WAFFLE CEILING - 9 BOXES 16Jun21 Note:	
4 - ENLARGE BASEMENT WINDOWS (MAY REQUIRE WINDOW WELLS) - WINDOW IS 30 INCHES X 24 INCHES 04Aug20 Note: IF CONSTRUCTION PERMITS	

DOORS AND TRIM

1 - TRIM - UPGRADE 3- 7-¼” ONE STEP BASEBOARD AND ONE STEP BB CASING 04Jun21 Note:	
---	--

ELECTRICAL

2 - PLUG - ELECTRICAL PLUG - FAMILY ROOM - ONE BELOW WINDOW (APPROX CENTERED) THE OTHER APPROX 2' FROM ENTRANCE 17Jun21 Note:	
1 - ***DELETE - STANDARD DINING ROOM LIGHT TO BE CENTERED BETWEEN LIVING AND DINING ROOM *** 16Jun21 Note:	
1 - LIVING/DINING ROOM - INSTALL STANDARD LIGHT 6' FROM WINDOW SEE SKETCH - IF CONSTRUCTION PERMITS 16Jun21 Note:	
1 - POT LIGHT - LED - FIRST FLOOR INSTALLATION - INSTALLED ON SEPERATE SWITCH FROM STANDARD LIGHT - KITCHEN BREAKFAST 16Jun21 Note:	
1 - POT LIGHT - LED - FIRST FLOOR INSTALLATION - INSTALLED ON SEPERATE SWITCH FROM STANDARD LIGHT - LIVING/DINING ROOM 16Jun21 Note:	
1 - POT LIGHT - LED - FIRST FLOOR INSTALLATION- INSTALLED ON SEPERATE SWITCH FROM STANDARD LIGHT - FOYER 16Jun21 Note:	
1 - POT LIGHT - LED - FIRST FLOOR INSTALLATION - INSTALLED ON SEPERATE SWITCH FROM STANDARD LIGHT - LIBRARY 16Jun21 Note:	
1 - PLUG - ELECTRICAL PLUG - KITCHEN - SEE SKETCH FOR LOCATION 16Jun21 Note: Above upper approx. 0.5' from floor	
1 - KITCHEN - VALANCE LIGHTING - LED LIGHTING 16Jun21 Note:	



CONSTRUCTION SUMMARY

Mountainview Heights 3 (G) - Russell Gardens Building Ltd.

PURCHASERS: Antony Nimalraj ANTON THOMAS ARUNTHAVANA and Mary Jenitha ANTONY NIMALRAJ

TEL: RES.: 416-662-5932

LOT / PHASE 256 / 3	REG. PLAN # 62M-1266	HOUSE TYPE Mountainash Twelve Elev 2		
------------------------	-------------------------	---	--	--

1 - BUILT IN OVEN AND COOKTOP PROVISION - PROVISION ONLY - ELECTRICAL ONLY 04Jun21    Note:	
3 - FAN - BATHROOM EXHAUST FAN - ENERGY STAR 80 CFM - IN LIEU OF STANDARD FAN - ENSUITE BATHROOMS ONLY 04Jun21    Note:	
1 - POT LIGHT - SHOWER POT LIGHT - ENSUITE 2/3 BATHROOM 04Jun21    Note:	
1 - GARAGE - INSTALL STANDARD PLUG AS PER SKETCH - IF CONSTRUCTION PERMITS 04Jun21    Note:	
3 - PLUG - ELECTRICAL PLUG AT STANDARD HEIGHT - GARAGE 04Jun21    Note:	
1 - PLUG - ELECTRICAL PLUG WITH GFI AND SWITCH - FOR FESTIVE LIGHTING 04Jun21    Note:	
1 - PLUG - ELECTRICAL PLUG - INSTALLED CENTER OF CLOSET WALL AT STANDARD HEIGHT - FOYER 04Jun21    Note:	
2 - PLUG - ELECTRICAL PLUG - INSTALLED AS CLOSE TO CORNER AS POSSIBLE AT STANDARD HEIGHT - LIVING/DINING ROOM 04Jun21    Note:	
1 - PLUG - ELECTRICAL PLUG - TO BE INSTALLED OVER FIREPLACE 04Jun21    Note:	
1 - KITCHEN - INSTALL STANDARD 220V PLUG FOR ELECTRICAL STOVE AS WELL AS STANDARD PLUG FOR GAS STOVE 04Jun21    Note:	
1 - RELOCATE STANDARD KITCHEN LIGHT TO BE CENTERED OVER ISLAND 04Jun21    Note:	
1 - POT LIGHT - LED - FIRST FLOOR INSTALLATION - INSTALLED ON SEPERATE SWITCH FROM STANDARD LIGHT - KITCHEN WOKSPACE 04Jun21    Note:	
1 - POT LIGHT - LED - FIRST FLOOR INSTALLATION - INSTALLED ON SEPERATE SWITCH FROM STANDARD LIGHT - FAMILY ROOM 04Jun21    Note:	
1 - STANDARD DINING ROOM LIGHT TO BE CENTERED BETWEEN LIVING AND DINING ROOM 04Jun21    Note:	
1 - 200 AMP ELECTRICAL SERVICE 04Aug20    Note:	

FIREPLACE AND ACCESSORIES

1 - GAS LINE ROUGH-IN FOR STOVE (INCLUDES ELECTRICAL OUTLET) - FIRST FLOOR 04Jun21    Note:	
--	--

HARDWOOD FLOORING

1 - LAMINATE – UPGRADE TO PARKLANE SERIES IN LIEU OF STANDARD LAMINATE 04Jun21    Note:	
--	--

CONSTRUCTION SUMMARY

Mountainview Heights 3 (G) - Russell Gardens Building Ltd.

PURCHASERS: Antony Nimalraj ANTON THOMAS ARUNTHAVANA and Mary Jenitha ANTONY NIMALRAJ

TEL: RES.: 416-662-5932

LOT / PHASE	REG. PLAN #	HOUSE TYPE		
256 / 3	62M-1266	Mountainash Twelve Elev 2		
1 - HARDWOOD - GROUP B SERIES 5 INCH - IN LIEU OF 2 1/4 INCH NATURAL RED OAK - - LIVING AND DINING ROOM 04Jun21    Note:				
1 - HARDWOOD - GROUP B SERIES 5 INCH - IN LIEU OF 2 1/4 INCH NATURAL RED OAK - - LIBRARY/DEN 04Jun21    Note:				
1 - HARDWOOD - GROUP B SERIES 5 INCH - IN LIEU OF 2 1/4 INCH NATURAL RED OAK - - FAMILY ROOM 04Jun21    Note:				

MISCELLANEOUS

1 - NO FURTHER CHANGES PERMITTED 17Jun21    Note:	
--	--

PLASTER MOULDINGS

1 - CORNICE MOULDING - - POWDER ROOM & GARAGE/SIDE ENTRY 17Jun21    Note:	
1 - CORNICE MOULDING - - KITCHEN 17Jun21    Note:	
1 - CORNICE MOULDING - - LIVING AND DINING ROOM 04Jun21    Note:	
1 - CORNICE MOULDING - - LIBRARY/DEN 04Jun21    Note:	
1 - CORNICE MOULDING - - FOYER 04Jun21    Note:	
1 - CORNICE MOULDING - - FAMILY ROOM 04Jun21    Note:	

PLUMBING

1 - HOT WATER VALVE NEXT TO TOILET - ENSUITE 2/3 BATHROOM 04Jun21    Note:	
1 - WATER LINE FOR FRIDGE - ROUGH-IN ONLY 04Jun21    Note:	

PROMOTIONAL

1 - LESS BALANCE OF CREDIT FROM PURCHASER EXTRA SHEET IN OFFER 04Jun21    Note:	
1 - PARTIAL REDEMPTION OF PROMOTIONAL PACKAGE \$2,805.00 BALANCE (\$9,195.00) FORWARD TO BE USED AT A LATER DATE. ORIGINAL PROMOTIONAL PACKAGE OF \$12,000.00 AS PER SCHEDULE PE DATED 07/18/2020. 04Aug20    Note:	

STAIRS AND RAILINGS

1 - STAINED STAIRS – STANDARD STAIRCASE - PRICE IS PER SET 04Jun21    Note:	
--	--



CONSTRUCTION SUMMARY

Mountainview Heights 3 (G) - Russell Gardens Building Ltd.

PURCHASERS: Antony Nimalraj ANTON THOMAS ARUNTHAVANA and Mary Jenitha ANTONY NIMALRAJ  
TEL: RES.: 416-662-5932

LOT / PHASE	REG. PLAN #	HOUSE TYPE		
256 / 3	62M-1266	Mountainash Twelve Elev 2		

EXTRAS AS PER OFFER

WALK-UP BASEMENT, SUBJECT TO ENGINEERING APPROVAL. <i>Worksheet Note:</i>	
The Vendor agrees that notwithstanding any other term or provision in this Agreement included in the Purchase Price and in addition to those items detailed in Schedule GP to the Agreement of Purchase and Sale, the Purchaser is entitled to a credit of Two <i>Worksheet Note:</i>	
MAIN LEVEL 10 FOOT CEILING. <i>Worksheet Note:</i>	
PURCHASER(S) ACKNOWLEDGES THAT THE PURCHASE PRICE IS INCLUSIVE OF ALL CREDITS AND PROMOTIONAL PACKAGES AVAILABLE AT TIME OF PURCHASE. <i>Worksheet Note:</i>	

This Document is Extremely Time Sensitive - Printed 17 Jun 21 at 16:27

Purchasers: Antony Nimalraj ANTON THOMAS ARUNTHAVAI

Property: 256

Telephone Res. / Bus: (416) 662-5932 /

Project: Russell Gardens Building Ltd.

Decor Advisor: Candace Forza

Model and Elevation: Mountainash Twelve Elev 2

Lock Date: 18-Jun-21

4-Jun-21

Plan #: 62M-1266

Layout Changes: ☒ Yes ☐ No

Sketch Attached: ☒ Yes ☐ No

Exterior Colour Scheme:

1. Cabinetry

	Style and Colour	Hardware
Kitchen / Breakfast	SEE BELOW	See Below
Laundry Room	ELISSE	Standard
Powder Room	LEGACY 723 JET BLACK	722SC
Master Ensuite Bathroom	MONACO 805 AMAZON BROWN	431SA
Ensuite Bath - Bedroom 2/3	MONACO 805 AMAZON BROWN	431SA
Ensuite Bath - Bedroom 4	MONACO 805 AMAZON BROWN	431SA
	N/A	N/A
	N/A	N/A
	N/A	N/A

Appliances:

Built In Appliances ☒ Yes ☐ No

Slide In Stove ☐ Yes ☒ No

Dishwasher Cabinet

☐ Closed ☒ Open

41" Upper Cabinets ☒ Yes ☐ No

Please NOTE: Standard Cabinet Height is 30"

Stove Opening

36"

NOTE: If not specified, opening will be set to builder's standard opening of approximately 30" width

Fridge Opening

NOTE: If not specified, opening will be set to builder's standard opening of approximately 37" width x 74" height

PERIMTER - LEGACY 689 METALICA \*\*\* HOOD, BELOW COOKTOP & ISLAND - LEGACY 723 JET BLACK

KITCHEN - HARDWARE - CABINETRY 722SC \*\*\* DRAWERS 167SB

\*\* Refer to Construction Summary

2. Counters

	Counter	Edge
Kitchen / Breakfast	LAMINATE-WHITE CARRARA 4924-38	
Laundry Room	N/A	
Powder Room	LAMINATE-WHITE CARRARA 4924-38	
Master Ensuite Bathroom	LAMINATE-WHITE CARRARA 4924-38	
Ensuite Bath - Bedroom 2/3	LAMINATE-WHITE CARRARA 4924-38	
Ensuite Bath - Bedroom 4	LAMINATE-WHITE CARRARA 4924-38	
	N/A	
	N/A	
	N/A	

\*\* Refer to Construction Summary



Purchasers:Antony Nimalraj ANTON THOMAS ARUNTHAVAI

Property: 256

Telephone Res. / Bus: (416) 662-5932 /

Project: Russell Gardens Building Ltd.

Decor Advisor: Candace Forza

Model and Elevation: Mountainash Twelve Elev 2

Lock Date: 4-Jun-21

4-Jun-21

Plan #: 62M-1266

3. Ceramic Flooring

		At a 45 Threshold-If App.
Entrance Vestibule	TILE-CALCATTAPOLISHED(CA6083P)-24X24	<input type="checkbox"/> metal strip where applicable
Main Hall	STRIP	<input type="checkbox"/>
Kitchen / Breakfast	TILE-CALCATTAPOLISHED(CA6083P)-24X24	<input type="checkbox"/>
Laundry Room	TILE-LUCIBEIGE-12X12	<input type="checkbox"/>
Powder Room	TILE-CALCATTAPOLISHED(CA6083P)-24X24	<input type="checkbox"/>
Master Ensuite Bathroom	TILE-LUCIBEIGE-12X12	<input type="checkbox"/>
Ensuite Bath - Bedroom 2/3	TILE-LUCIBEIGE-12X12	<input type="checkbox"/>
Ensuite Bath - Bedroom 4	TILE-LUCIBEIGE-12X12	<input type="checkbox"/>
SIDE/GARAGE ENTRY	TILE-CALCATTAPOLISHED(CA6083P)-24X24	<input type="checkbox"/>
	N/A	<input type="checkbox"/>
	N/A	<input type="checkbox"/>

\*\* Refer to Construction Summary

4. Ceramic Wall Tile

Master Ensuite Bathroom	Selection	Describe
Tub Deck Wall	N/A	
Tub Deck	N/A	
Tub Deck Skirt	N/A	
Shower Stall	TILE-6023 UNIVERSAL GLOSSY-8X10	
Bathtub Enclosure Walls	N/A	
Ensuite Bath - Bedroom 2/3	TILE-6023 UNIVERSAL GLOSSY-8X10	
Ensuite Bath - Bedroom 4	TILE-6023 UNIVERSAL GLOSSY-8X10	
SIDE/GARAGE ENTRY	N/A	
	N/A	
	N/A	
Kitchen Backsplash	N/A	

\*\* Refer to Construction Summary - STANDARD GROUT THROUGHOUT UNLESS SPECIFIED

5. Plumbing Fixtures

All Bathrooms

White

N/A

N/A

N/A

N/A

N/A

Whirlpool

N/A

Yes

No

Dishwasher Rough-In

Yes

No

Waterline for Fridge

Yes

No

\*\* Refer to Construction Summary

6. Trim Carpentry

Interior Doors	CARRARA-SMOOTH
Interior Trim	BB CASING WITH 7 1/4" BASEBOARD - ONE STEP
Door Handles	As Per Construction Specifications
Exterior Front Door Handle	As Per Construction Specifications

\*\* Refer to Construction Summary

7. Other Flooring



Purchasers:

Antony Nimalraj ANTON THOMAS ARUNTHAVAI

Telephone Res. / Bus:

(416) 662-5932 /

Decor Advisor:

Candace Forza

Lock Date:

4-Jun-21

Property: 256

Project: Russell Gardens Building Ltd.

Model and Elevation: Mountainash Twelve Elev 2

Plan #: 62M-1266

7. Other Flooring

Main Hall	STRIP-VINTAGE-NSS-WIRE BRUSHED-CHARACTER-UV URETHANE OIL-RED OAK-PEWTER-5"
Living Room	STRIP-VINTAGE-NSS-WIRE BRUSHED-CHARACTER-UV URETHANE OIL-RED OAK-PEWTER-5"
Dining Room	STRIP-VINTAGE-NSS-WIRE BRUSHED-CHARACTER-UV URETHANE OIL-RED OAK-PEWTER-5"
Family Room	STRIP-VINTAGE-NSS-WIRE BRUSHED-CHARACTER-UV URETHANE OIL-RED OAK-PEWTER-5"
Den / Library / Study	STRIP-VINTAGE-NSS-WIRE BRUSHED-CHARACTER-UV URETHANE OIL-RED OAK-PEWTER-5"
Basement Landing(If Applies)	N/A
Lower Landing (If Applies)	STRIP-VINTAGE-NSS-WIRE BRUSHED-CHARACTER-UV URETHANE OIL-RED OAK-PEWTER-5"
Upper Landing	STRIP-VINTAGE-NSS-WIRE BRUSHED-CHARACTER-UV URETHANE OIL-RED OAK-PEWTER-5"
Upper Hall	LAMINATE-PARKLANE-NEWCASTLE OAK DARK-TL-EL-3581
Master Bedroom	LAMINATE-PARKLANE-NEWCASTLE OAK DARK-TL-EL-3581
Bedroom #2	LAMINATE-PARKLANE-NEWCASTLE OAK DARK-TL-EL-3581
Bedroom #3	LAMINATE-PARKLANE-NEWCASTLE OAK DARK-TL-EL-3581
Bedroom #4	LAMINATE-PARKLANE-NEWCASTLE OAK DARK-TL-EL-3581
Bedroom #5	N/A
FLEX ROOM	LAMINATE-PARKLANE-NEWCASTLE OAK DARK-TL-EL-3581
	N/A
	N/A
Underpad	TypeArea
	N/AN/A

\*\* Refer to Construction Summary

8. Railings and Pickets

Railing Type	AS PER CONSTRUCTION SPECIFICATIONS	Colour	VINTAGE PEWTER RED OAK
Picket Type	AS PER CONSTRUCTION SPECIFICATIONS	Colour	VINTAGE PEWTER RED OAK
Stringer / Riser	AS PER CONSTRUCTION SPECIFICATIO	Colour	VINTAGE PEWTER RED OAK
Treads	AS PER CONSTRUCTION SPECIFICATIO	Colour	VINTAGE PEWTER RED OAK

Red Oak Stairs with Semi Gloss Finish

☒ Yes

☐ No

\*\* Refer to Construction Summary THE STAIN COLOURS OR FINISH AVAILABLE ON RISERS, TREADS, PICKETS AND RAILS (STAIRCASES), WILL NOT BE AN EXACT MATCH TO PREFINISHED HARDWOOD OR LAMINATE FLOORS.

9. Wall Paint Flat Finish

Main & Upper Hall	22 WARM GREY	Master Bedroom	22 WARM GREY
Living Room	22 WARM GREY	Bedroom #2	22 WARM GREY
Dining Room	22 WARM GREY	Bedroom #3	22 WARM GREY
Kitchen / Breakfast	22 WARM GREY	Bedroom #4	22 WARM GREY
Family Room	22 WARM GREY	Bedroom #5	N/A
Powder Room	22 WARM GREY	Master Ensuite	22 WARM GREY
Laundry Room	22 WARM GREY	Ensuite Bath - Bedroom 2/3	22 WARM GREY
Den/Library	22 WARM GREY	Ensuite Bath - Bedroom 4	22 WARM GREY
Trim Paint-Semi Gloss	BIRCH WHITE	FLEX ROOM	22 WARM GREY
	N/A	SIDE/GARAGE ENTRY	22 WARM GREY
	N/A		N/A

Smooth Ceilings First Floor

☐ Yes

☒ No

\*\* Refer to Construction Summary



Purchasers:Antony Nimalraj ANTON THOMAS ARUNTHAVAI

Telephone Res. / Bus: (416) 662-5932 /

Decor Advisor: Candace Forza

Lock Date: 17-Jun-21

Property: 256

Project: Russell Gardens Building Ltd.

Model and Elevation: Mountainash Twelve Elev 2

4-Jun-21

Plan #: 62M-1266

10. Plaster Mouldings and Medallions

Entrance Vestibule	UP175	N/A	Kitchen/Breakfast	UP175	N/A
Main Hall	N/A	N/A	Den/Library	UP175	N/A
Living Room	UP175	N/A	Lower Landing	N/A	N/A
Dining Room	UP175	N/A	powder & side entry	UP175	N/A
Family Room	UP175	N/A			

\*\* Refer to Construction Summary

11. Fireplace

Living Room			Family Room			Other Room - Specify		
Purchased	As Per Plan	N/A	Purchased	As Per Plan	N/A	Purchased	As Per Plan	N/A
<input type="radio"/>	<input type="radio"/>	<input checked="" type="radio"/>	<input type="radio"/>	<input checked="" type="radio"/>	<input type="radio"/>	<input type="radio"/>	<input type="radio"/>	<input checked="" type="radio"/>
Fireplace Type	N/A		FLAT ON WALL		N/A			
Mantle Type	N/A		MANTLE M1-STANDARD		N/A			
Colour / Stain	N/A		AS PER CONSTRUCTION SPECIFICATIONS		N/A			
Surround	N/A		NERO		N/A			
Hearth	N/A		NO		N/A			

\*\* Refer to Construction Summary

12. Heating and Air Conditioning

Air Conditioning	NO	Gas Provisions Stove	YES
Gas Provisions Dryer	NO	Gas Provisions Barbecue	NO
Comment			

\*\* Refer to Construction Summary

13. Electrical

Plugs and Switches	<input checked="" type="radio"/> White	DECOR	Above Kitchen Cabinet Light	<input type="radio"/> Yes	<input checked="" type="radio"/> No
Hood Fan	STANDARD WHITE TEMP.		Below Kitchen Cabinet Light	<input checked="" type="radio"/> Yes	<input type="radio"/> No
Appliances	Built in Cooktop	Built in Oven	Gas Stove	Microwave	
	<input checked="" type="radio"/> Yes <input type="radio"/> No	<input checked="" type="radio"/> Yes <input type="radio"/> No	<input checked="" type="radio"/> Yes <input type="radio"/> No	<input checked="" type="radio"/> Yes	<input type="radio"/> No
Dishwasher Rough-in	Yes				

\*\* Refer to Construction Summary

14. General Comments

\*\* Refer to Construction Summary

Disclaimers and Notes

- 1) Colours of all materials are as close as possible to builder's selection, but not necessarily identical due to variances in manufacturing.
- 2) Any extras listed above are null and void unless accompanied by a separate invoice/amendment. Said invoice must be paid in full.
- 3) The Purchaser agrees that this colour selection is final and that no changes will be permitted, unless required by the Vendor.
- 4) The Purchaser acknowledges reading and accepting document which contains other miscellaneous disclaimers.

Signature:

Date: \_\_\_\_\_

Signature: \_\_\_\_\_

Date: \_\_\_\_\_



Family Room  
Waffle Ceiling  
1 Boxes

1 Potlight

Add Plug Above Fireplace

Add Plug Above Cabinetry (8.5' from floor)

Relocate Std Light

1 Potlight

Install Std Light 6' from Window

Add 3 Plugs

Add Plug 2' from Wall

Add Plug

1 Std Plug

- 10' Ceiling

Shower Potlight

- Walk-up Basement  
- Enlarge 4 Basement Windows  
- 200 sqm P

A

A

# MOUNTAINASH TWELVE

ELEV. 1 • 3,125 sq.ft. | ELEV. 2 • 3,143 sq.ft. | ELEV. 3 • 3,125 sq.ft.

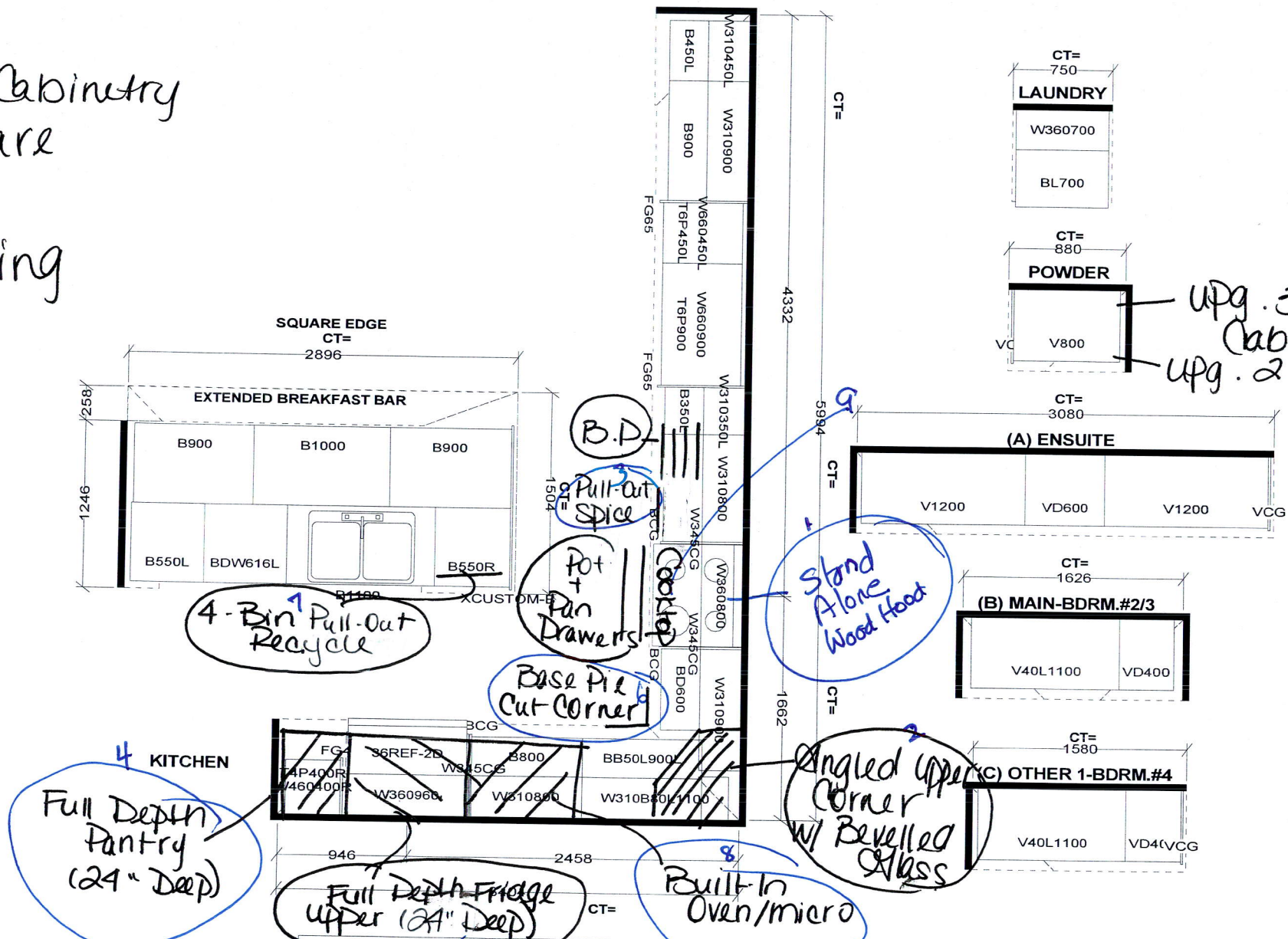
Orientation of home may be reversed and purchaser agrees to accept the same. Steps and porches may vary at any exterior entrance ways due to grading variance. Actual usable floor space may vary from the stated floor areas. All renderings are artist's concept. Dimensions, specifications and architectural detailing subject to modifications. Roofline and adjoining model types may vary due to siting. E. & D. E. May 2020





## Kitchen

- upg. 3 Legacy Cabinetry
- upg. 2 Hardware
- Light + Valance.
- cm 3 Moulding




- upg. 3 Legacy Cabinetry.
- upg. 2 Hardware.

<b>SELBA INDUSTRIES</b>			<b>J#</b>
<b>W WDTH</b> _____	<b>W HGHT</b> _____	<b>W CNT</b> _____	<b>JOB NUMBER:</b> <b>BUILDER: GREENPARK</b> <b>SITE: RUSSELL GARDENS PH.3</b> <b>MODEL: MOUNTAINASH 12X EL 2</b> <b>LOT #:</b> _____
<b>FLOOR HGHT</b> _____	<b>DOOR HGHT</b> _____		
<b>ST. CENT</b> _____	<b>2X4</b> _____	<b>VENT BOX COVER</b> _____	

# NA36N7755TS

36" Gas Cooktop

SAMSUNG



## Signature Features

### 22K True Dual-Power Burner

- Two independent heating burners offer intense heat and precise control to quickly boil water or temper chocolate.

### Analog Controls with Digital Wi-Fi and Bluetooth® Technology

- The ultimate combination of analog comfort and digital technology delivers exceptional cooking performance.

### Cast Iron Griddle

- Cook breakfast, grill sandwiches, or sauté vegetables on the removable griddle.

## Available Colors



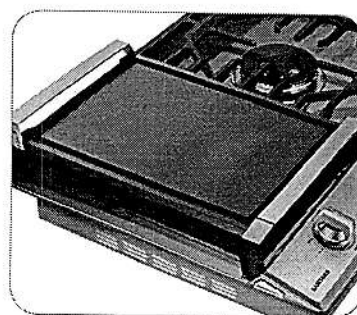
Stainless Steel (shown)



Fingerprint Resistant  
Black Stainless Steel



22K True Dual-Power Burner



Cast Iron Griddle

## Features

- Bluetooth® Connected to Hood
- Blue LED Lights
- Wi-Fi Connectivity
- Powerful Cooktop
  - Right Front: 13K BTU
  - Left Front: 9.5K BTU
  - Right Rear: 5K BTU
  - Left Rear: 9.5K BTU
  - Center: True Dual, 22K BTU (Brass)

- Cast Iron 3-Piece Grates
- Sealed Burners
- Burner On/Off Monitoring
- ADA Compliant

## Convenience

- Wok Grate
- LP Conversion Kit



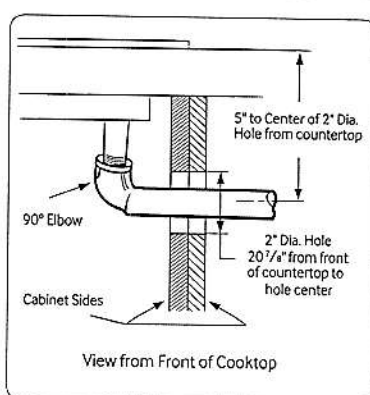
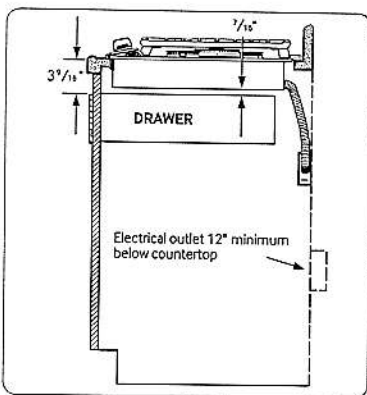
ADA Compliant



## 36" Gas Cooktop

**SAMSUNG**

Countertop cut-out and minimum clearance dimensions:



## 59K

120V / 60 Hz / 1A

- Right Front: 13K
- Left Front: 9.5K
- Right Rear: 5K Simmer
- Left Rear: 9.5K
- Center: 22K (True Dual)

One (1) Year All Parts and Labor

Outside (Max) Cooktop Dimensions:

 $36'' \times 5\frac{41}{72}'' \times 22\frac{1}{3}''$ 

33<sup>7</sup>/<sub>8</sub>" x 3<sup>1</sup>/<sub>8</sub>" x 19<sup>1</sup>/<sub>8</sub>"

Weight: 87.7 lbs. (88.4 lbs. Fingerprint Resistant Black Stainless Steel)

Dimensions:  $40\frac{9}{16}" \times 10\frac{5}{8}" \times 25\frac{5}{8}"$

Weight: 95.9 lbs. (97.2 lbs. Fingerprint Resistant Black Stainless Steel)

## Stainless Steel

## NA36N7755TS

887276281766

Fingerprint Resistant

Black Stainless Steel NA36N7755TG 887276281759


Technical drawing of the 30-inch wide cooktop showing dimensions and features:

- Overall width: 36"
- Overall depth: 22 1/5"
- Depth to front panel: 21"
- Depth to rear panel: 18 1/2"
- Countertop to grate surface: 2 1/4"
- Chassis height: 3 1/4"
- Front panel width: 33 2/3"

# NQ70M7770DS

SAMSUNG

30" Microwave Combination Wall Oven



## Signature Features

### Steam Cook (Oven)

- Delivers moisture at precise times for a crisp, browned outside and tender inside.

### Speed Cook (Microwave)

- Cook food faster and more evenly by using power convection.

### Flex Duo™ (Oven)

- Cook two dishes at different temperatures simultaneously with the Smart Divider.


## Available Colors




Stainless Steel (shown)



Black Stainless Steel



Steam Cook



Flex Duo™

## Features

- Digital-Analog Controls
- 1.9/5.1 cu. ft. Capacity
- Hybrid Clean and Self-Clean (Oven)
- Gourmet Cook (Oven)
- Dual Convection (Oven)
- Wi-Fi Connectivity
- Wi-Fi Enabled Temperature Probe (Oven)
- LED Spotlights (Oven)
- Easy View Window
- 3 Heavy-Duty Racks including a Gliding Rack (Oven)
- Soft-Close Door (Oven)
- Ceramic Plate (Microwave)
- Rapid Preheat (Oven)
- Auto Latch Microwave Door
- 6 Oven Modes including Steam Bake and Steam Roast
- Blue LED Illuminated Knobs
- Broil Element
- Smart Control Key (Oven)
- 6 Rack Positions (Oven)
- Drop-Down Door Design
- LCD Display

## Convenience

- Hidden Heating Element (Oven)
- Sabbath Mode (Oven)
- Delay Start (Oven)
- Proofing (Oven)
- Warming Mode (Oven)
- Kitchen Timer
- Child Safety Lock
- Convection Conversion



# NQ70M7770DS

SAMSUNG

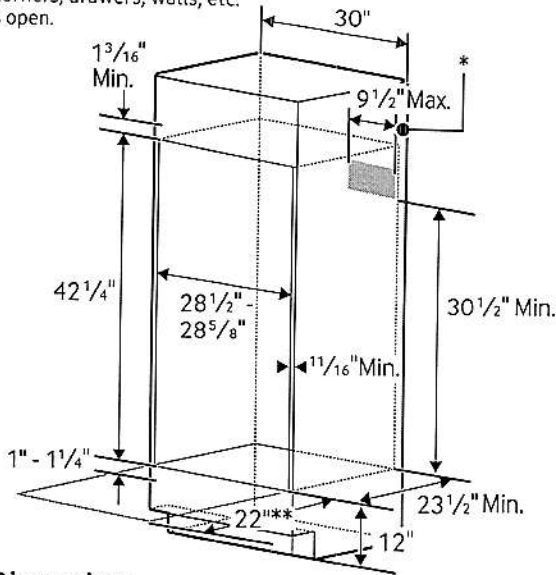
## 30" Microwave Combination Wall Oven

### Cabinet Dimensions

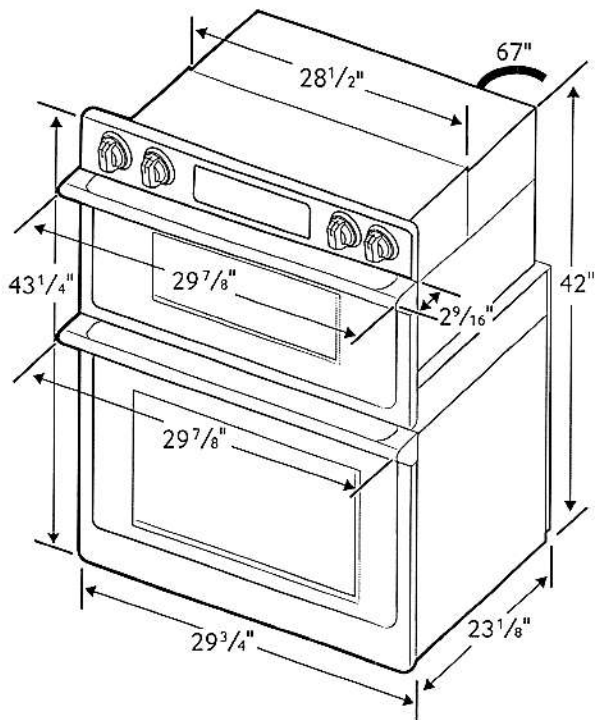
Combination Oven Installed in Cabinet

\* Junction Box

\*\* Allow a minimum of 22" for clearance to adjacent corners, drawers, walls, etc. when door is open.



### Product Dimensions



### Total Capacity: 1.9/5.1 cu. ft.

- Microwave: 1.9 cu. ft.
- Wall Oven: 5.1 cu. ft. total, 2.8/2.2 cu. ft.
- Hidden Bake Element
- Bake: 175°F–550°F
- Convection Bake: 175°F–550°F
- Convection Roast: 175°F–550°F
- Broil: Low-High
- Steam Bake: 230°F–550°F
- Steam Roast: 230°F–550°F
- Proofing
- Sabbath Mode

### Warranty

One (1) Year All Parts and Labor  
Ten (10) Years Parts Warranty for Magnetron

### Product Dimensions & Weight (WxHxD)

Outside (Max) Combination Oven Dimensions:  
29 7/8" x 43 1/4" x 25 11/16"

Combination Oven Cut-Out Dimensions:  
28 1/2" x 42 1/4" x 23 1/2"

Weight: 119 lbs.

### Shipping Dimensions & Weight (WxHxD)

Dimensions:  
33 5/8" x 48 3/16" x 29 51/64"

Weight: 132.5 lbs.

### Color

Stainless Steel  
Black Stainless Steel

### Model #

NQ70M7770DS  
NQ70M7770DG

### UPC Code


887276195186  
887276195162

RATING	
240V	9.5 kW
208V	7.2 kW
BREAKER SIZE	
240V	40 Amps
208V	40 Amps


# KOBE®

KOBE Range Hoods

So Quiet... You Won't Believe It's On!



Built-In Hood



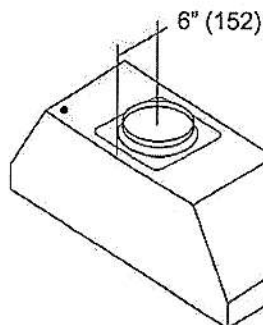
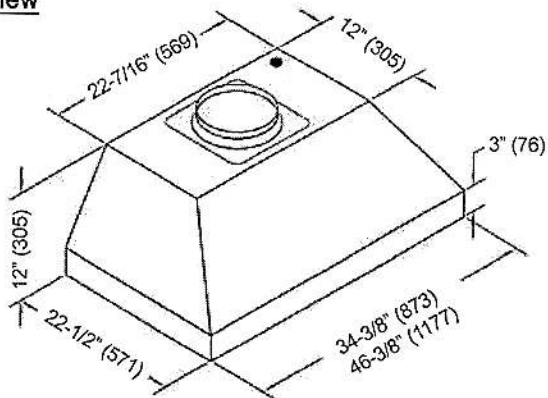
Wireless Remote Control  
(Sold Separately)

- magnet to attach any magnetic surface
- remote control range up to 16 feet

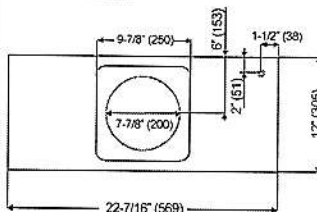
## Premium® IN26 SQB-1200-1 SERIES Built-In

Model / Size	IN2636SQB-1200-1 / 36" IN2648SQB-1200-1 / 48"
Appearance	
Stainless Steel	✓
Seamless	✓
Performance	
CFM / Sone	350 to 1200 / 1.6 to 8.0
QuietMode™	1.6 Sone / 46.5db
ECO Mode	10 Minutes on QuietMode™ Every Hour to Promote a Cleaner Kitchen Air Quality
LED Lights	3 Level Lighting 2 x Lights (3W) - 36" 3 x Lights (3W) - 48"
Speed	6 Speed
Control	Electronic Buttons with LED Display
Blower Type	Single Horizontal Squirrel Cage
Exhaust	Top - 8" Round
Consumption / Ampere	580W / 5.0A
Filter	Baffle Filter

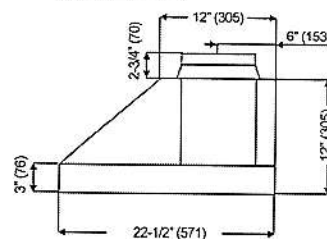
3D View



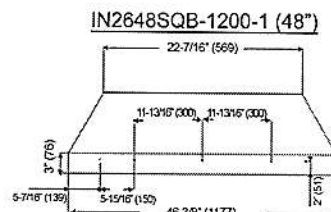
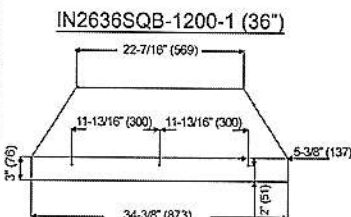
Top View



Side View



Front View



Information subject to change without notice.  
Measurement in inches (mm). Inches are converted


\* Building code may vary.  
www.koberangehoods.com VER.180101



# RF28R7551SR

**SAMSUNG**

28 cu. ft. 4-Door French Door Refrigerator  
with 21.5" Connected Touchscreen Family Hub™



## Signature Features

### Food

- See inside your refrigerator from anywhere, with 3 built-in cameras.
- Create and share shopping lists, plan meals based on the food inside your refrigerator and automatically set expiration dates.

### Family

- Create your own home screen with Family Board, by adding personalized pictures, stickers and handwritten notes.
- Customize your screen saver with picture slide show, weather and animations.

### Fun

- Stream your favorite music service directly on your Family Hub™ screen.
- Mirror your Samsung TV or Samsung phone, right on your Family Hub™.

### Your Home

- Access your smart devices and Samsung appliances from your Family Hub™ screen; set lights, hear and speak to someone at your front door, monitor your baby's room and receive laundry end-of-cycle notifications.
- Receive Wi-Fi updates so your fridge stays up to date with the latest features and apps.

### Bixby Voice 2.0

- Intelligent voice assistant allows hands-free navigation.
- Recognizes user's voice and provides a personalized experience.

## Available Colors




Fingerprint Resistant  
Stainless Steel (shown)




Fingerprint Resistant  
Black Stainless Steel



Fingerprint Resistant  
Tuscan Stainless Steel



Family Hub™



FlexZone™ Drawer

## Convenience

- FlexZone™ Drawer with 4 Temperature Settings and Smart Divider
- Wi-Fi and Bixby Enabled
- Adjustable Shelves for Tall Oversized Items
- Auto Pull-Out Upper Freezer Drawer
- Water Filter Indicator

## Design

- Fingerprint Resistant Finish
- Modern External Filtered Water and Ice Dispenser
- High Efficiency LED Lighting
- EZ-Open Handle™ on Freezer Door and FlexZone™ Drawer
- Tempered Glass Spill-Proof Shelves
- Gallon Door Bins
- Dispenser Light

## Performance

- Twin Cooling Plus®
- Metal Cooling
- 25W Built-In Speaker
- Ice Max - Stores up to 4.2 lbs of ice
- ENERGY STAR® Compliant
- Power Freeze and Power Cool Options
- Two Humidity-Controlled Crispers
- CoolTight Door
- Door Alarm

## Rating



ENERGY STAR® rated:  
755 kWh/yr

# RF28R7551SR

SAMSUNG

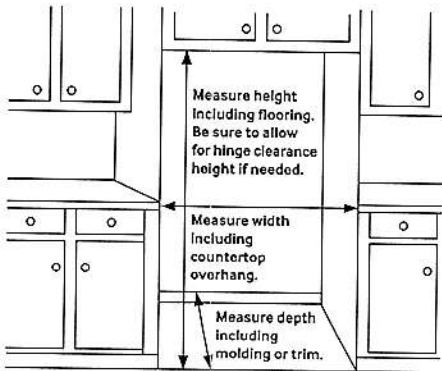
## 28 cu. ft. 4-Door French Door Refrigerator with 21.5" Connected Touchscreen Family Hub™

### Installation Specifications

1. Measure the height, width and depth of the opening, making sure to include baseboards, molding tile, countertop overhang, etc. Check to be sure there is enough room to open the door (consider walls, islands or other obstacles when measuring).
2. Refer to illustration below to determine dimensions.
3. Allow 2.5" of clearance on hinge side of refrigerator when installing next to a wall where handle may make contact.
4. Allow 1" minimum clearance at rear for proper air circulation and water/electrical connections. Allow a 3/8" minimum clearance at sides and top for ease of installation.
5. Ensure each door and entryway in the home is wide enough for the refrigerator to be moved through easily.

For optimal usage and to be able to open refrigerator doors completely, do not install next to a wall.

Please note: The following dimension and cutout information is for planning purposes only. For complete installation details, consult manual packed with product, or download manual online at [samsung.com](https://www.samsung.com).



Total Capacity: 27.7 cu. ft.

Refrigerator: 15.6 cu. ft.

- 2 Humidity-Controlled Crispers
- 5 Tempered Glass Spill-Proof Shelves
  - 1 Slide-In
  - 1 Slide-Out
  - 1 Foldable Half
  - 2 Fixed
- 6 Door Bins
  - Right Door: 3 Door Bins
  - Left Door: 3 Regular Bins
- Metal Cooling
- High Efficiency LED Lighting

FlexZone™ Drawer: 3.8 cu. ft.

- EZ-Open Handle™
- 4 Temperature Zones with Smart Divider
  - Meat/Fish (29°F)
  - Cold Drinks (33°F)
  - Deli/Snacks (37°F)
  - Wine/Party Dishes (42°F)

Freezer: 8.3 cu. ft.

- EZ-Open Handle™
- Take Out Box
- 1 Drawer Divider
- High Efficiency LED Lighting

### Warranty

One (1) Year Parts and Labor on Refrigerator  
Five (5) Years Parts and Labor on Sealed Refrigeration System Only\*  
Ten (10) Years Parts and Five (5) Years Labor on Digital Inverter Compressor

\*Compressor, evaporator, condenser, drier and connecting tubing.

### Product Dimensions & Weight

Dimensions (WxHxD with hinges, handles and doors): 35<sup>3</sup>/<sub>4</sub>" x 70" x 36<sup>1</sup>/<sub>2</sub>"

Dimensions (WxHxD without hinges and door): 35<sup>3</sup>/<sub>4</sub>" x 68<sup>7</sup>/<sub>8</sub>" x 29<sup>1</sup>/<sub>2</sub>"

Dimensions (WxHxD with hinge and door, no handle): 35<sup>3</sup>/<sub>4</sub>" x 70" x 34"

Weight: 346 lbs

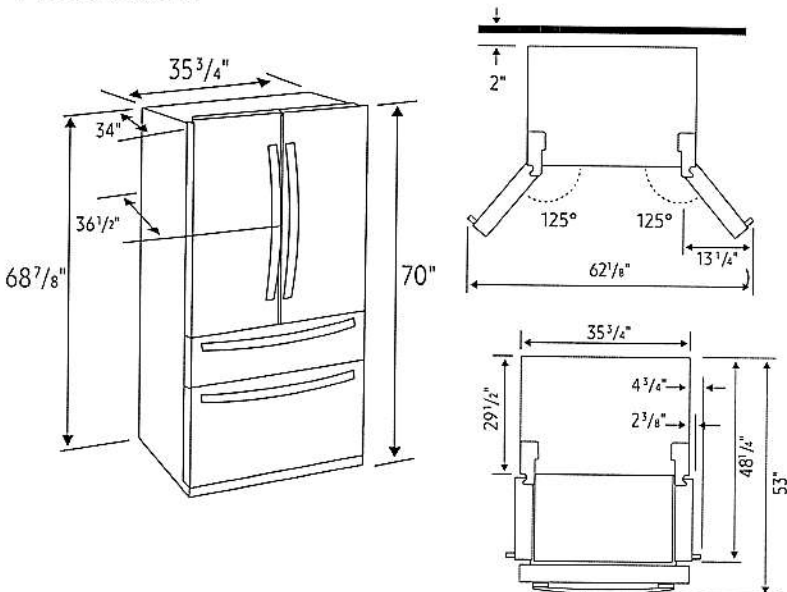
### Shipping Dimensions & Weight (WxHxD)

Dimensions: 38<sup>1</sup>/<sub>4</sub>" x 75<sup>3</sup>/<sub>4</sub>" x 36<sup>1</sup>/<sub>4</sub>"

Weight: 368 lbs

Color	Model #	UPC Code
Fingerprint Resistant Stainless Steel	RF28R7551SR	887276345321
Fingerprint Resistant Black Stainless Steel	RF28R7551SG	887276345314
Fingerprint Resistant Tuscan Stainless Steel	RF28R7551DT	887276345307

### Dimensions



Actual color may vary. Design, specifications, and color availability are subject to change without notice. Non-metric weights and measurements are approximate.  
©2019 Samsung Electronics America, Inc., 85 Challenger Road, Ridgefield Park, NJ 07660. Tel: 800-SAMSUNG. [samsung.com](https://www.samsung.com). Samsung is a registered trademark of Samsung Electronics Co., Ltd.