

CONSTRUCTION SUMMARY				
Mountainview Heights 3 (G) - Russell Gardens Building Ltd.				
PURCHASERS: NILESH R SATAWALEKAR and KRUNALI SATAWALEKAR				
TEL: RES.: 647-995-4540				
LOT / PHASE	REG. PLAN #	HOUSE TYPE		
223 / 3	62M-1266	Mountainash Four (4 Bedroom) Elev 3		

CABINETRY

1 - KITCHEN - DELETE CABINETS ABOVE STOVE - VENDOR WILL SUPPLY 6 INCH VENT AS PER CONSTRUCTION SPECIFICATIONS AND VENT MAY NOT BE IN THE APPROPRIATE LOCATION FOR INSTALLATION OF PURCHASER SUPPLIED VENT - PURCHASER TO SUPPLY OWN FAN AFTER CLOSING 24Feb21 Note: TEMPORARY HOOD FAN MAY BE PROVIDED	
1 - CABINETRY - KITCHEN - LIGHT VALENCE - NO ELECTRICAL 24Feb21 Note:	
1 - CABINETRY - KITCHEN - HARDWARE UPGRADE 1 24Feb21 Note:	
1 - CABINETRY PROVISION - PROVISION FOR PLUG ON ISLAND (PLUG EXTRA ORDERED SEPARATELY) 24Feb21 Note:	

CABINETRY ACCESSORIES

1 - KITCHEN CABINETRY BASE - EXTEND ISLAND BY ONE FOOT - STANDARD 24Feb21 Note:	
1 - PANTRY UNIT UPGRADE - TO GO FROM 300MM TO 600MM DEEP - PRICE IS PER FOOT - STANDARD 24Feb21 Note:	
1 - KITCHEN CABINETRY UPPER - FULL DEPTH ABOVE FRIDGE - WITH GABLES - 600MM - PRICE IS EACH - STANDARD 24Feb21 Note:	
1 - KITCHEN CABINETRY BASE - PIE CUT CORNER CABINET - BASE CABINETRY - STANDARD 24Feb21 Note:	
1 - KITCHEN CABINETRY - BUILT-IN MICROWAVE/OVEN COMBO - STANDARD 24Feb21 Note:	
1 - KITCHEN CABINETRY BASE - COOKTOP CABINET WITH POT DRAWERS (2 DRAWERS) - STANDARD 24Feb21 Note:	
1 - KITCHEN - ROTATE ISLAND - SEE SKETCH 24Feb21 Note:	

CERAMIC TILE

1 - DELETE ALL CERAMIC BATHROOM ACCESSORIES - DELETE TOWEL BAR, PAPER HOLDER & SOAP DISH THROUGHOUT 24Feb21 Note:	
1 - TILE - UPGRADE 6 FLOOR TILE - - SIDE HALL 24Feb21 Note:	
1 - TILE - UPGRADE 6 FLOOR TILE - - POWDER ROOM 24Feb21 Note:	
1 - TILE - UPGRADE 6 FLOOR TILE - - FOYER 24Feb21 Note:	

CONSTRUCTION

1 - SMOOTH CEILINGS ON FIRST FLOOR ONLY - DET 30Mar21 Note:	New	★	★	★	
--	-----	---	---	---	--



CONSTRUCTION SUMMARY

Mountainview Heights 3 (G) - Russell Gardens Building Ltd.

PURCHASERS: NILESH R SATAWALEKAR and KRUNALI SATAWALEKAR TEL: RES.: 647-995-4540

LOT / PHASE 223 / 3	REG. PLAN # 62M-1266	HOUSE TYPE Mountainash Four (4 Bedroom) Elev 3		
------------------------	-------------------------	---	--	--

1 - KITCHEN - RELOCATE SINK AND DISHWASHER TO STOVE WALL - SEE SKETCH 24Feb21 Note:	
--	--

COUNTER TOP

1 - KITCHEN - ADDITIONAL HIGH-END QUARTZ COUNTERTOP REQUIRED FOR EXTENTION OF ISLAND AND ONE EXTRA OVERHANG - SEE SKETCH 24Feb21 Note:	
1 - BACKSPLASH - UPGRADE - KITCHEN QUARTZ BACKSPLASH - FULL HEIGHT - INCLUDES BEHIND FUTURE CHIMNEY HOOD 24Feb21 Note:	
1 - COUNTER TOP - UPGRADE - KITCHEN COUNTER TOP 24Feb21 Note:	
1 - COUNTER TOP - UPGRADE - POWER ROOM VANITY COUNTER TOP 24Feb21 Note:	

ELECTRICAL

1 - BUILT IN OVEN AND COOKTOP PROVISION - PROVISION ONLY - ELECTRICAL ONLY 24Feb21 Note:	
2 - FAN - BATHROOM EXHAUST FAN - ENERGY STAR 80 CFM - IN LIEU OF STANDARD FAN - MASTER ENSUITE & ENSUITE 2/3 BATHROOMS 24Feb21 Note:	
1 - PLUG - ELECTRICAL PLUG - ADD TO ISLAND 24Feb21 Note:	
1 - RELOCATE STANDARD KITCHEN LIGHT TO BE CENTERED OVER ISLAND 24Feb21 Note:	
1 - PLUG - ELECTRICAL PLUG - TO BE INSTALLED OVER FIREPLACE 24Feb21 Note:	

FIREPLACE AND ACCESSORIES

1 - GAS LINE ROUGH-IN FOR STOVE (INCLUDES ELECTRICAL OUTLET) - FIRST FLOOR 24Feb21 Note:	
---	--

HARDWOOD FLOORING

1 - LAMINATE – UPGRADE TO FJORD SERIES IN LIEU OF STANDARD LAMINATE 24Feb21 Note:	
1 - HARDWOOD - GROUP B SERIES 5 INCH - IN LIEU OF 2 1/4 INCH NATURAL RED OAK - - MAIN HALL 24Feb21 Note:	
1 - HARDWOOD - GROUP B SERIES 5 INCH - IN LIEU OF 2 1/4 INCH NATURAL RED OAK - - LIVING AND DINING ROOM 24Feb21 Note:	
1 - HARDWOOD - GROUP B SERIES 5 INCH - IN LIEU OF 2 1/4 INCH NATURAL RED OAK - - LIBRARY/DEN 24Feb21 Note:	
1 - HARDWOOD - GROUP B SERIES 5 INCH - IN LIEU OF 2 1/4 INCH NATURAL RED OAK - - FAMILY ROOM 24Feb21 Note:	

CONSTRUCTION SUMMARY

Mountainview Heights 3 (G) - Russell Gardens Building Ltd.

PURCHASERS: NILESH R SATAWALEKAR and KRUNALI SATAWALEKAR

TEL: RES.: 647-995-4540

LOT / PHASE 223 / 3	REG. PLAN # 62M-1266	HOUSE TYPE Mountainash Four (4 Bedroom) Elev 3		
------------------------	-------------------------	---	--	--

1 - HARDWOOD - GROUP B SERIES 5 INCH - IN LIEU OFSTANDARD TILES - KICTHEN & BREAKFAST

24Feb21 Note:

MISCELLANEOUS

1 - NO FURTHER CHANGES PERMITTED	
30Mar21 Note:	

1 - FURTHER DISCOUNT AS PER VENDOR	
30Mar21 Note:	

1 - RE-OPEN FILE FEE	
30Mar21 Note:	

PLUMBING

4 - MOEN BATHROOM ACCESSORIES - MASON CHROME - TOWEL BAR 24" #YB8094/YB8000 - ALL BATHROOMS	
24Feb21 Note:	

4 - MOEN BATHROOM ACCESSORIES - MASON CHROME - PAPER HOLDER #YB8099/YB8000 - ALL BATHROOMS	
24Feb21 Note:	

1 - SINK - UNDERMOUNT SINK - CONTRAC COLLETTE #4220CIY - POWDER ROOM	
24Feb21 Note:	

1 - SOAP DISPENSER - CHROME FINISH - MOEN #3944 - KITCHEN	
24Feb21 Note:	

1 - ALL BATHROOMS - DELETE PLATE ON STANDARD FAUCET - INSTALL WITH SINGLE HOLE INSTALLATION - IF CONSTRUCTION PERMITS	
24Feb21 Note:	

1 - SINK - UNDERMOUNT SINK - BLANCO QUATRUS R15 U2 #401519	
24Feb21 Note:	

1 - 5 FOOT SHOWER WITH SLIDING GLASS CHROME DOORS IN LIEU OF TUB - ENSUITE 2/3 BATHROOM	
24Feb21 Note:	

1 - WATER LINE FOR FRIDGE - ROUGH-IN ONLY	
24Feb21 Note:	

PROMOTIONAL

1 - LESS CREDIT FROM PURCHASER EXTRA SHEET IN OFFER	
24Feb21 Note:	

STAIRS AND RAILINGS

1 - STAIRCASE - V GROOVE HANDRAIL	
24Feb21 Note:	

1 - STAIRCASE - EUROLINE 2 IRON PICKETS - BLACK	
24Feb21 Note:	

1 - STAINED STAIRS – STANDARD STAIRCASE - PRICE IS PER SET	
24Feb21 Note:	

CONSTRUCTION SUMMARY

Mountainview Heights 3 (G) - Russell Gardens Building Ltd.

PURCHASERS: NILESH R SATAWALEKAR and KRUNALI SATAWALEKAR

TEL: RES.: 647-995-4540

LOT / PHASE 223 / 3	REG. PLAN # 62M-1266	HOUSE TYPE Mountainash Four (4 Bedroom) Elev 3		
------------------------	-------------------------	---	--	--

EXTRAS AS PER OFFER

(1) The Vendor agrees that notwithstanding any other term or provision in this Agreement included in the Purchase Price and in addition to those items detailed in Schedule GP to the Agreement of Purchase and Sale, the Purchaser is entitled to a credit of <i>Worksheet Note:</i>	
200 AMP SERVICE LABELLED WITH CIRCUIT BREAKER PANEL TO UTILITY AUTHORITY STANDARDS. <i>Worksheet Note:</i>	
Purchase Price includes 3 enlarged basement windows, and the obligation to construct the house with the enlarged basement windows is subject to the Vendor's approval, in its sole and unfettered discretion The Purchaser acknowledges and agrees that the lo <i>Worksheet Note:</i>	
PURCHASER(S) ACKNOWLEDGES THAT THE PURCHASE PRICE IS INCLUSIVE OF ALL CREDITS AND PROMOTIONAL PACKAGES AVAILABLE AT TIME OF PURCHASE. <i>Worksheet Note:</i>	

This Document is Extremely Time Sensitive - Printed 30 Mar 21 at 10:06

Purchasers: NILESH R SATAWALEKAR & KRUNALI SATAW/Property: 223

Telephone Res. / Bus: (647) 995-4540 / Project: Russell Gardens Building Ltd.

Decor Advisor: Candace Forza Model and Elevation: Mountainash Four (4 Bedroom) Elev 3

Lock Date: 24-Feb-21 24-Feb-21 Plan #: 62M-1266

Layout Changes: ☒ Yes ☐ No Sketch Attached: ☒ Yes ☐ No Exterior Colour Scheme:

1. Cabinetry

	Style and Colour	Hardware
Kitchen / Breakfast	DORAL W-500	See Below
Laundry Room	ELISSE	Standard
Powder Room	MONACO 823 DRIFTWOOD	431SA
Master Ensuite Bathroom	MONACO 823 DRIFTWOOD	431SA
Ensuite Bath - Bedroom 2/3	MONACO 823 DRIFTWOOD	431SA
Ensuite Bath - Bedroom 4	MONACO 823 DRIFTWOOD	431SA
	N/A	N/A
	N/A	N/A
	N/A	N/A

Appliances:

Built In Appliances ☒ Yes ☐ No

Slide In Stove ☐ Yes ☒ No

Dishwasher Cabinet ☐ Closed ☒ Open

41" Upper Cabinets ☒ Yes ☐ No

Please NOTE: Standard Cabinet Height is 30"

Stove Opening

NOTE: If not specified, opening will be set to builder's standard opening of approximately 30" width

Fridge Opening

NOTE: If not specified, opening will be set to builder's standard opening of approximately 37" width x 74" height

KITCHEN - HARDWARE - 422SB- MATTE BLACK ** Refer to Construction Summary

2. Counters

	Counter	Edge
Kitchen / Breakfast	QUARTZ-VICTORIA	#360 EDGE
Laundry Room	N/A	
Powder Room	QUARTZ-VIRGINA	#360 EDGE
Master Ensuite Bathroom	LAMINATE-CARRARA BIANCO 6696-46	
Ensuite Bath - Bedroom 2/3	LAMINATE-CARRARA BIANCO 6696-46	
Ensuite Bath - Bedroom 4	LAMINATE-CARRARA BIANCO 6696-46	
	N/A	
	N/A	
	N/A	

** Refer to Construction Summary

Purchasers:

NILESH R SATAWALEKAR & KRUNALI SATAW

Property: 223

Telephone Res. / Bus:

(647) 995-4540 /

Decor Advisor:

Candace Forza

Model and Elevation: Mountainash Four (4 Bedroom) Elev 3

Lock Date:

8-Mar-21

24-Feb-21

Plan #: 62M-1266

Project:

Russell Gardens Building Ltd.

3. Ceramic Flooring

		At a 45 Threshold-If App.	
Entrance Vestibule	TILE-PURITY CALACATTA LUX-24X24	<input type="checkbox"/>	metal strip where applicable
Main Hall	STRIP	<input type="checkbox"/>	
Kitchen / Breakfast	STRIP	<input type="checkbox"/>	
Laundry Room	TILE-ESSENZE GRIGIO-13X13	<input type="checkbox"/>	
Powder Room	TILE-PURITY CALACATTA LUX-12X24	<input type="checkbox"/>	
Master Ensuite Bathroom	TILE-ESSENZE GRIGIO-13X13	<input type="checkbox"/>	
Ensuite Bath - Bedroom 2/3	TILE-ESSENZE GRIGIO-13X13	<input type="checkbox"/>	
Ensuite Bath - Bedroom 4	TILE-ESSENZE GRIGIO-13X13	<input type="checkbox"/>	
SIDE HALL	TILE-PURITY CALACATTA LUX-12X24	<input type="checkbox"/>	
	N/A	<input type="checkbox"/>	
	N/A	<input type="checkbox"/>	

** Refer to Construction Summary

4. Ceramic Wall Tile

Master Ensuite Bathroom	Selection	Describe
Tub Deck Wall	N/A	
Tub Deck	N/A	
Tub Deck Skirt	N/A	
Shower Stall	TILE-LUC BLANC GROENLANDIA-8X16	
Bathtub Enclosure Walls	N/A	
Ensuite Bath - Bedroom 2/3	TILE-LUC BLANC GROENLANDIA-8X16	
Ensuite Bath - Bedroom 4	TILE-LUC BLANC GROENLANDIA-8X16	
SIDE HALL	N/A	
	N/A	
	N/A	
Kitchen Backsplash	QUARTZ-VICTORIA	FULL HEIGHT

** Refer to Construction Summary - STANDARD GROUT THROUGHOUT UNLESS SPECIFIED

5. Plumbing Fixtures

All Bathrooms

White

N/A

N/A

N/A

N/A

N/A

Whirlpool

N/A

Yes

No

Dishwasher Rough-In

Yes

No

Waterline for Fridge

Yes

No

** Refer to Construction Summary

6. Trim Carpentry

Interior Doors	CARRARA-SMOOTH
Interior Trim	As Per Construction Specifications
Door Handles	As Per Construction Specifications
Exterior Front Door Handle	As Per Construction Specifications

** Refer to Construction Summary

Initials:

Purchasers:

Telephone Res. / Bus:

Decor Advisor:

Lock Date:

NILESH R SATAWALEKAR & KRUNALI SATAW

(647) 995-4540 /

Candace Forza

30-Mar-21

Property: 223

Project: Russell Gardens Building Ltd.

Model and Elevation: Mountainash Four (4 Bedroom) Elev 3

24-Feb-21

Plan #: 62M-1266

7. Other Flooring

Main Hall	STRIP-VIN-NORTHERN SOLID SAWN-WIRE BRUSH-CHARACTER-UV URETHANE OIL-WHITE OAK-GOTHAM-5"	
Living Room	STRIP-VIN-NORTHERN SOLID SAWN-WIRE BRUSH-CHARACTER-UV URETHANE OIL-WHITE OAK-GOTHAM-5"	
Dining Room	STRIP-VIN-NORTHERN SOLID SAWN-WIRE BRUSH-CHARACTER-UV URETHANE OIL-WHITE OAK-GOTHAM-5"	
Family Room	STRIP-VIN-NORTHERN SOLID SAWN-WIRE BRUSH-CHARACTER-UV URETHANE OIL-WHITE OAK-GOTHAM-5"	
Den / Library / Study	STRIP-VIN-NORTHERN SOLID SAWN-WIRE BRUSH-CHARACTER-UV URETHANE OIL-WHITE OAK-GOTHAM-5"	
Basement Landing(If Applies)	N/A	
Lower Landing (If Applies)	N/A	
Upper Landing	STRIP-VIN-NORTHERN SOLID SAWN-WIRE BRUSH-CHARACTER-UV URETHANE OIL-WHITE OAK-GOTHAM-5"	
Upper Hall	LAMINATE-FJORD-ASTRID OAK-TL-NEUM06	
Master Bedroom	LAMINATE-FJORD-ASTRID OAK-TL-NEUM06	
Bedroom #2	LAMINATE-FJORD-ASTRID OAK-TL-NEUM06	
Bedroom #3	LAMINATE-FJORD-ASTRID OAK-TL-NEUM06	
Bedroom #4	LAMINATE-FJORD-ASTRID OAK-TL-NEUM06	
Bedroom #5	N/A	
FLEX ROOM	LAMINATE-FJORD-ASTRID OAK-TL-NEUM06	
	N/A	
	N/A	
Underpad	Type	Area
	N/A	N/A

** Refer to Construction Summary

8. Railings and Pickets

Railing Type	V-GROOVE	Colour	VINTAGE GOTHAM WHITE OAK
Picket Type	EUROLINE 2	Colour	BLACK
Stringer / Riser	AS PER CONSTRUCTION SPECIFICATIO	Colour	VINTAGE GOTHAM WHITE OAK
Treads	AS PER CONSTRUCTION SPECIFICATIO	Colour	VINTAGE GOTHAM WHITE OAK
Red Oak Stairs with Semi Gloss Finish		<input checked="" type="radio"/> Yes <input type="radio"/> No	

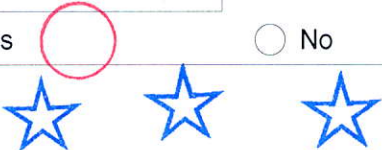
** Refer to Construction Summary THE STAIN COLOURS OR FINISH AVAILABLE ON RISERS, TREADS, PICKETS AND RAILS (STAIRCASES), WILL NOT BE AN EXACT MATCH TO PREFINISHED HARDWOOD OR LAMINATE FLOORS.

9. Wall Paint Flat Finish

Main & Upper Hall	22 WARM GREY	Master Bedroom	22 WARM GREY
Living Room	22 WARM GREY	Bedroom #2	22 WARM GREY
Dining Room	22 WARM GREY	Bedroom #3	22 WARM GREY
Kitchen / Breakfast	22 WARM GREY	Bedroom #4	22 WARM GREY
Family Room	22 WARM GREY	Bedroom #5	N/A
Powder Room	22 WARM GREY	Master Ensuite	22 WARM GREY
Laundry Room	22 WARM GREY	Ensuite Bath - Bedroom 2/3	22 WARM GREY
Den/Library	22 WARM GREY	Ensuite Bath - Bedroom 4	22 WARM GREY
Trim Paint-Semi Gloss	BIRCH WHITE	FLEX ROOM	22 WARM GREY
	N/A		N/A
	N/A		N/A

Smooth Ceilings First Floor ☒ Yes ☐ No

** Refer to Construction Summary



Initials: 

Purchasers: NILESH R SATAWALEKAR & KRUNALI SATAW

Property: 223

Telephone Res. / Bus: (647) 995-4540 /

Project: Russell Gardens Building Ltd.

Decor Advisor: Candace Forza

Model and Elevation: Mountainash Four (4 Bedroom) Elev 3

Lock Date: 24-Feb-21

24-Feb-21

Plan #: 62M-1266

10. Plaster Mouldings and Medallions

Entrance Vestibule	N/A	N/A	Kitchen/Breakfast	N/A	N/A
Main Hall	N/A	N/A	Den/Library	N/A	N/A
Living Room	N/A	N/A	Lower Landing	N/A	N/A
Dining Room	N/A	N/A		N/A	N/A
Family Room	N/A	N/A			

** Refer to Construction Summary

11. Fireplace

	Living Room			Family Room			Other Room - Specify		
	Purchased	As Per Plan	N/A	Purchased	As Per Plan	N/A	Purchased	As Per Plan	N/A
	<input type="radio"/>	<input type="radio"/>	<input checked="" type="radio"/>	<input type="radio"/>	<input checked="" type="radio"/>	<input type="radio"/>	<input type="radio"/>	<input type="radio"/>	<input checked="" type="radio"/>
Fireplace Type	N/A			FLAT ON WALL			N/A		
Mantle Type	N/A			MANTLE M1-STANDARD			N/A		
Colour / Stain	N/A			AS PER CONSTRUCTION SPECIFICATIONS			N/A		
Surround	N/A			BIANCO			N/A		
Hearth	N/A			NO			N/A		

** Refer to Construction Summary

12. Heating and Air Conditioning

Air Conditioning	NO	Gas Provisions Stove	YES
Gas Provisions Dryer	NO	Gas Provisions Barbecue	NO
Comment			

** Refer to Construction Summary

13. Electrical

Plugs and Switches	<input checked="" type="radio"/> White	DECOR	Above Kitchen Cabinet Light	<input type="radio"/> Yes	<input checked="" type="radio"/> No
Hood Fan	STANDARD WHITE TEMP.		Below Kitchen Cabinet Light	<input type="radio"/> Yes	<input checked="" type="radio"/> No
Appliances	Built in Cooktop		Built in Oven		Gas Stove
	<input checked="" type="radio"/> Yes	<input type="radio"/> No	<input checked="" type="radio"/> Yes	<input type="radio"/> No	<input checked="" type="radio"/> Yes
					Microwave
					<input checked="" type="radio"/> Yes
Dishwasher Rough-in	Yes				

** Refer to Construction Summary

14. General Comments

** Refer to Construction Summary

Disclaimers and Notes

- 1) Colours of all materials are as close as possible to builder's selection, but not necessarily identical due to variances in manufacturing.
- 2) Any extras listed above are null and void unless accompanied by a separate invoice/amendment. Said invoice must be paid in full.
- 3) The Purchaser agrees that this colour selection is final and that no changes will be permitted, unless required by the Vendor.
- 4) The Purchaser acknowledges reading and accepting document which contains other miscellaneous disclaimers.

Signature: 

Date: 24th Feb, 2021


Signature: 

Date: 24th Feb, 2021



AVN-368CS

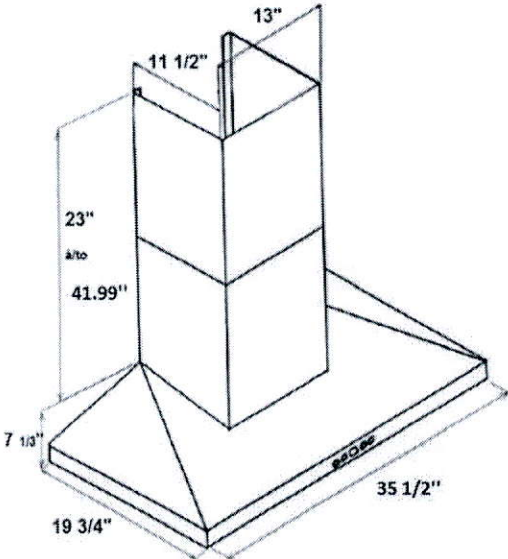
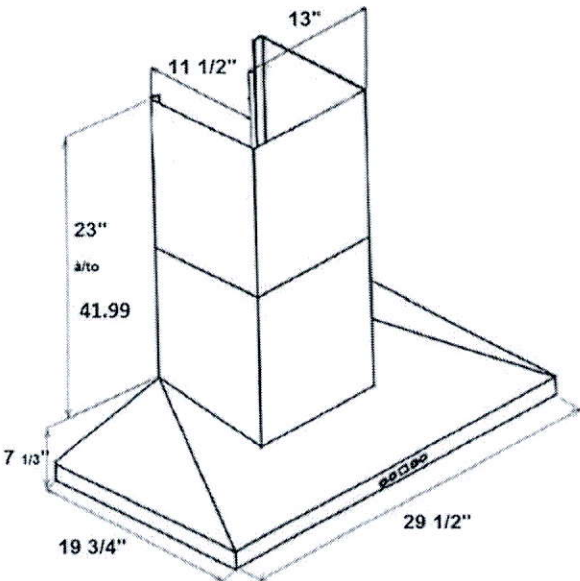
36" Wall mount hood - professional design - MSRP: \$859.00



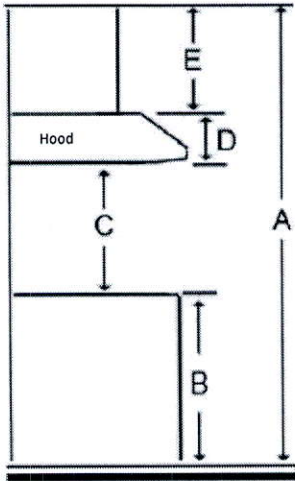
Model		AVN-368CS
Features		
Control	Soft touch with LED display	
Lighting	2 bulbs, 3W LED (bulbs included)	
Blower type	860 CFM, 6-Speed	
Blower performance	Speed 1, 0.7 sones	
	Speed 6, 6.5 sones	
Filter type	2 Stainless steel baffle filters (included)	
Duct transition	6" Round (Top)	
Ducting	Ducted	
Exterior Appearance		
Stainless steel grade	201	
Electrical Requirements		
Electrical requirements	120V / 60Hz / 2.7 Amps	
Dimensions		
Dimensions	35 1/2" (W) x 19 3/4" (D) x 7 1/2" (H)	
Warranty		
1-year Warranty	Parts and labour, in-home service	

The information contained herein is based on sources that we believe to be reliable, but is not guaranteed by us, may be incomplete or may change without notice

Dimensions



Installation



A	Floor to ceiling height	variable
B	Floor to counter top height (standard)	36"
C	Recommended height between cooking surface and bottom of the hood	28" to 30"
D	Hood height	7 1/3"
E	Chimney height	19" to 41.99"

Duct transition


Top 6" round



The information contained herein is based on sources that we believe to be reliable, but is not guaranteed by us, may be incomplete and/or may change without notice.

36" Gas Cooktop

800 Series – Stainless Steel NGM8656UC



NGM8656UC
Stainless Steel

Also available in:
Black w/Black NGM8646UC
Stainless
Knobs

Bosch gas cooktops are engineered to perform precisely, offering high heat and low simmer options for optimal cooking flexibility.

Features & Benefits

Powerful 19,000 BTU burner for boiling, searing and stir-frying

OptiSim® Burner – simmer delicate sauces and melt chocolate without scorching

Electronic re-ignition will automatically re-ignite the burner in case the flame goes out

Continuous grates make moving heavy pots easier

Distinctive red LED light indicates burners are on


General Properties	
Knob material	Metal
Sealed burners	Yes
Grate material	Cast iron
Element Performance	
Total BTU load (NG / LP)	58,500 / 47,300
Power of front left burner (NG / LP)	12,000 / 9,100
Power of back left burner (NG / LP)	10,000 / 9,100
Power of center burner (NG / LP)	19,000 / 15,000
Power of back right burner (NG / LP)	5,500 / 5,000
Power of front right burner (NG / LP)	12,000 / 9,100
Technical Details	
Watts	360 W
Circuit breaker	15 A
Volts	120 V
Frequency	60 Hz
Plug type	3 prong
Power cord length	60"
Energy source	Gas
Convertible to LP (kit required)	Yes



Dimensions & Weight	
Overall appliance dimensions (HxWxD)	3 13/16" x 37" x 21 1/4"
Required cutout size (HxWxD)	3 13/16" x 34 15/16" x 19 1/8"
Minimum distance from counter front	1 7/8"
Minimum distance from rear wall	3"
Net weight	39 lbs
Accessories – Included	
Included	LP conversion kit
Accessories – Optional	



HEZ298102
Wok ring



HEZGR301
Griddle

For help and assistance with Bosch accessories please visit: www.bosch-eshop.com/eshop/bosch/us or call 1-800-944-2904 Mon-Fri 5am to 6pm PST Sat 6am to 3pm PST

Notes: All height, width and depth dimensions are shown in inches. BSH reserves the absolute and unrestricted right to change product materials and specifications, at any time, without notice. Consult the product's installation instructions for final dimensional data and other details prior to making cutout. Applicable product warranty can be found in accompanying product literature or you may contact your account manager for further details.

Warranties: Bosch warrants that the Product is free from defects in materials and workmanship for a period of three hundred and sixty-five (365) days from the date of purchase. The foregoing timeline begins to run upon the date of purchase, and shall not be stalled, tolled, extended, or suspended, for any reason whatsoever. This Product is also warranted to be free from cosmetic defects in material and workmanship (such as scratches of stainless steel, paint/porcelain blemishes, chip, dents, or other damage) to the finish of the Product, for a period of thirty (30) days from the date of purchase or closing date for new construction. This cosmetic warranty excludes slight color variations due to inherent differences in painted and porcelain parts, as well as differences caused by kitchen lighting, product location, or other similar factors. This cosmetic warranty specifically excludes any display, floor, "As Is", or "B" stock appliances.

For more information on our entire line of products, go to www.bosch-home.com/us or call 1-800-944-2904

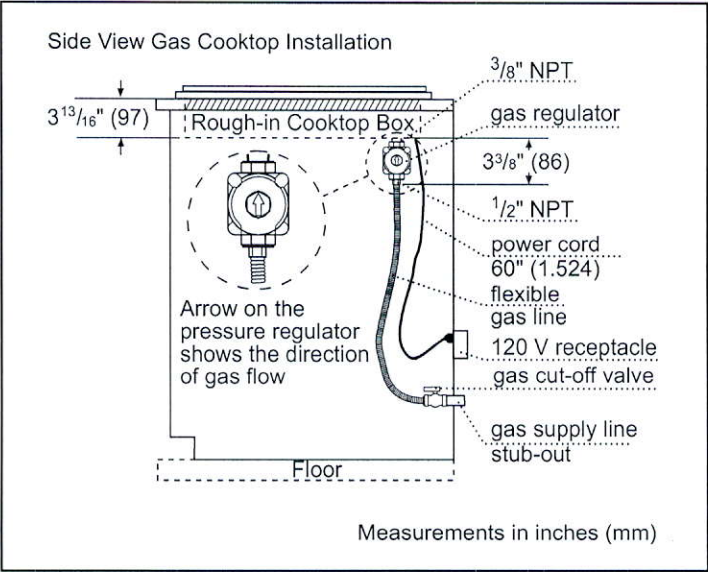
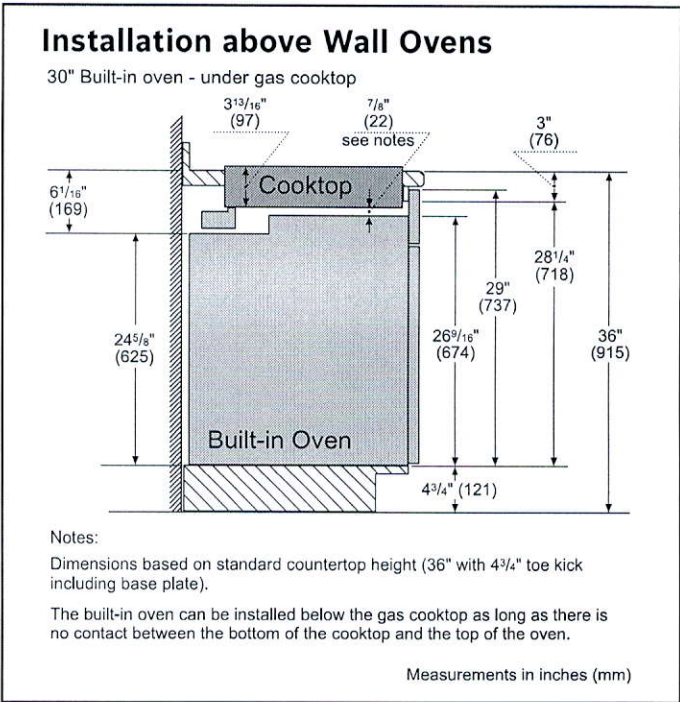
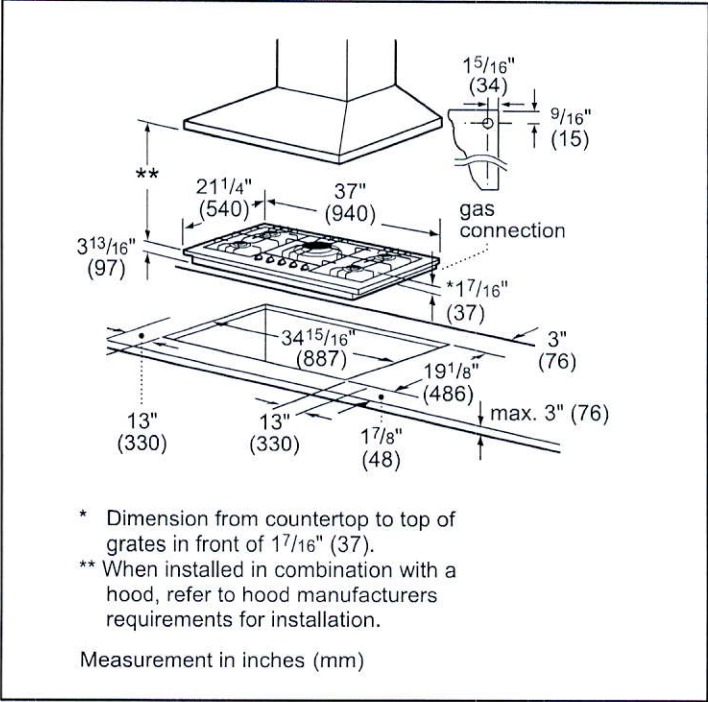
© BSH Home Appliances Corporation. All rights reserved. Bosch is a registered trademark of Robert Bosch GmbH.

36" Gas Cooktop

800 Series – Stainless Steel NGM8656UC



Installation Details



For help and assistance with Bosch accessories please visit: www.bosch-eshop.com/eshop/bosch/us or call 1-800-944-2904 Mon-Fri 5am to 6pm PST Sat 6am to 3pm PST

Notes: All height, width and depth dimensions are shown in inches. BSH reserves the absolute and unrestricted right to change product materials and specifications, at any time, without notice. Consult the product's installation instructions for final dimensional data and other details prior to making cutout. Applicable product warranty can be found in accompanying product literature or you may contact your account manager for further details.

Warranties: Bosch warrants that the Product is free from defects in materials and workmanship for a period of three hundred and sixty-five (365) days from the date of purchase. The foregoing timeline begins to run upon the date of purchase, and shall not be stalled, tolled, extended, or suspended, for any reason whatsoever. This Product is also warranted to be free from cosmetic defects in material and workmanship (such as scratches of stainless steel, paint/porcelain blemishes, chip, dents, or other damage) to the finish of the Product, for a period of thirty (30) days from the date of purchase or closing date for new construction. This cosmetic warranty excludes slight color variations due to inherent differences in painted and porcelain parts, as well as differences caused by kitchen lighting, product location, or other similar factors. This cosmetic warranty specifically excludes any display, floor, "As Is", or "B" stock appliances.

For more information on our entire line of products, go to www.bosch-home.com/us or call 1-800-944-2904

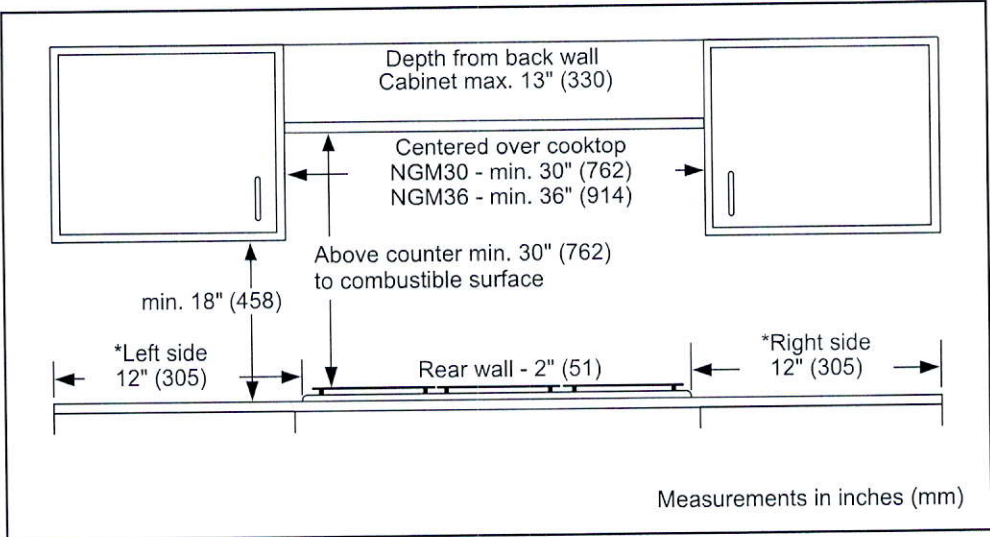
© BSH Home Appliances Corporation. All rights reserved. Bosch is a registered trademark of Robert Bosch GmbH.

36" Gas Cooktop

800 Series – Stainless Steel NGM8656UC



Installation Details



For help and assistance with Bosch accessories please visit: www.bosch-eshop.com/eshop/bosch/us or call 1-800-944-2904 Mon-Fri 5am to 6pm PST Sat 6am to 3pm PST

Notes: All height, width and depth dimensions are shown in inches. BSH reserves the absolute and unrestricted right to change product materials and specifications, at any time, without notice. Consult the product's installation instructions for final dimensional data and other details prior to making cutout. Applicable product warranty can be found in accompanying product literature or you may contact your account manager for further details.

Warranties: Bosch warrants that the Product is free from defects in materials and workmanship for a period of three hundred and sixty-five (365) days from the date of purchase. The foregoing timeline begins to run upon the date of purchase, and shall not be stalled, tolled, extended, or suspended, for any reason whatsoever. This Product is also warranted to be free from cosmetic defects in material and workmanship (such as scratches of stainless steel, paint/porcelain blemishes, chip, dents, or other damage) to the finish of the Product, for a period of thirty (30) days from the date of purchase or closing date for new construction. This cosmetic warranty excludes slight color variations due to inherent differences in painted and porcelain parts, as well as differences caused by kitchen lighting, product location, or other similar factors. This cosmetic warranty specifically excludes any display, floor, "As Is", or "B" stock appliances.

For more information on our entire line of products, go to www.bosch-home.com/us or call 1-800-944-2904


© BSH Home Appliances Corporation. All rights reserved. Bosch is a registered trademark of Robert Bosch GmbH.

30" Microwave Combination Oven

800 Series – Stainless Steel HBL87M53UC



- Standard Installation -



HBL87M53UC
Stainless Steel

Bosch microwave combination ovens create an all-in-one cooking center with an upper microwave and a Genuine European Convection oven below.

Features & Benefits

With capacities of 1.6 cu. ft. upper microwave and 4.6 cu. ft. lower oven allows enough space to cook everyday meals or for a crowd.

10 convenient automatic sensor cooking programs to simplify cooking for great results every time.

Lower oven's convection multi-rack mode gives uniform baking results even when using all 3 racks simultaneously.

Download the Home Connect app to remotely monitor and control your Bosch wall oven with your smart phone or tablet.

General Properties	
Home Connect™ – lower cavity (WiFi enabled)	Yes
Cooking modes – upper cavity	Microwave; 10 Sensor Cooking Programs (including Baked Potato, Sweet Potato, Fresh Vegetable, Frozen Vegetable, Ground Meat, Fish / Seafood, Brown Rice, White Rice, Frozen Entrees, Reheat), Popcorn, Beverage, Melt / Soften, Defrost
Cooking modes – lower cavity	Bake, Variable Broil (hi & low), Roast, Warm, Sabbath, Proof Dough, Convection Bake, Convection Broil, Convection Roast, Pizza, Multi Rack Genuine European Convection, Convection Conversion, Temperature Probe, Fast Preheat
Cleaning type – lower	Self Clean
Telescopic rack	1
Illumination type	LED (Upper) / Incandescent (Lower)
Interior lights	1 Upper / 2 Lower
Oven Performance	
Microwave power – upper cavity	950 W
Bake / broil element wattages – upper cavity	N/A
Convection element wattages – upper cavity	N/A
Bake / broil element wattages – lower cavity	2,400 / 3,800 W
Convection element wattages – lower cavity	2,000 W
Technical Details	
Watts (W)	9,600 W
Circuit breaker (A)	40 A
Volts (V); Frequency (Hz)	240 / 208 V; 60 Hz
Power cord length (in)	50"
Plug type	Fixed Connection, No Plug
Energy source	Electric

Dimensions & Weight	
Overall appliance dimensions (HxWxD)(in)	49" x 29 3/4" x 24 1/2"
Required cutout size – Standard (HxWxD) (in)	48 5/8" x 28 1/2" x 23 1/2"
Required cutout size – Flush (HxWxD) (in)	49 1/8" x 30" x 24 1/2"
Microwave cavity size – upper	1.6 cu. ft.
Overall upper microwave interior dimensions (HxWxD) (in.)	9 7/8" x 16 1/2" x 16 1/2"
Glass turntable diameter (in.)	14 1/8" dia.
Oven cavity size – lower	4.6 cu. ft.
Overall lower oven interior dimensions (HxWxD) (in)	17 13/16" x 24 1/8" x 18"
Usable lower oven interior dimensions (HxWxD) (in)	12 1/4" x 23 1/4" x 15 1/4"
Net weight (lbs)	259 lbs

Accessories – Included

Upper Oven: Glass Turntable
Lower Oven: 1 Telescopic and 2 Standard Oven Racks, Meat Probe

Accessories – Optional



HEZTR301
30" Telescopic Rack



*Lower wall oven only

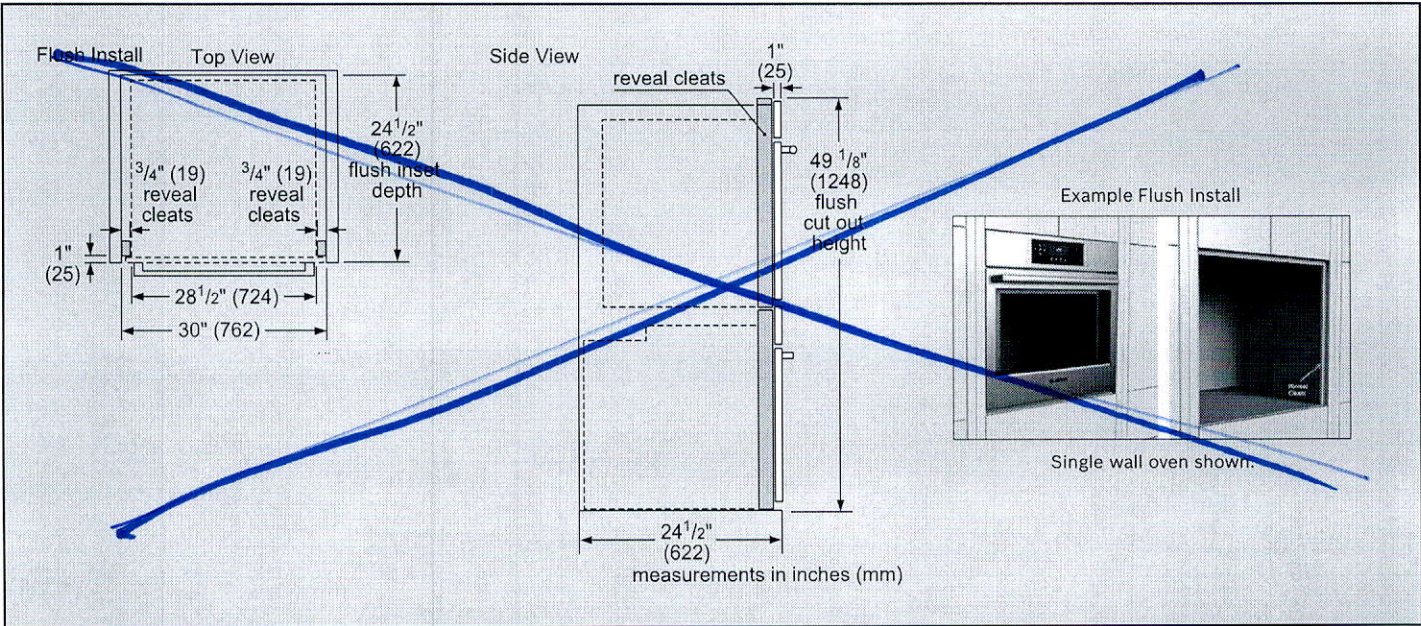
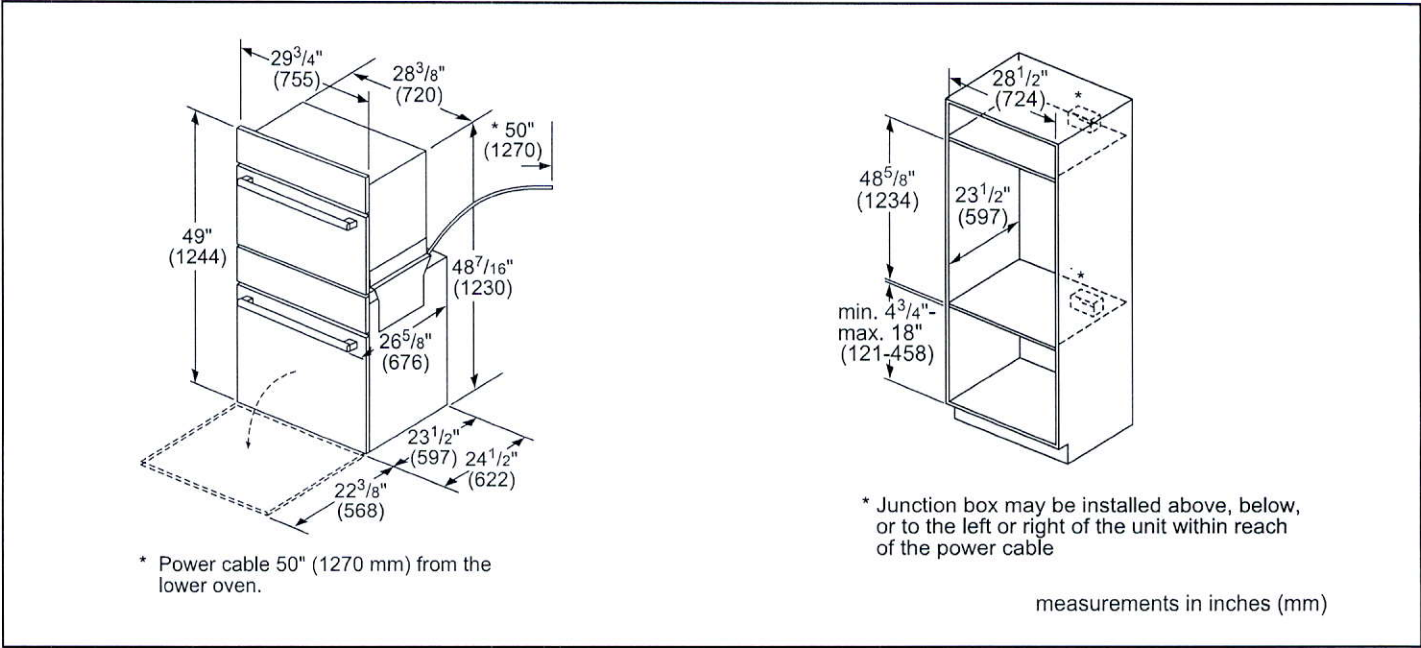
Accessories: To purchase Bosch accessories, cleaners & parts please visit www.bosch-home.com/us/store or call 1-800-944-2904 (Mon to Fri 5 am to 6 pm PST, Sat 6 am to 3 pm PST).
Notes: All height, width and depth dimensions are shown in inches. BSH reserves the absolute and unrestricted right to change product materials and specifications, at any time, without notice. Consult the product's installation instructions for final dimensional data and other details prior to making cutout.
Warranties: Please see Use & Care manual or Bosch website for statement of limited warranty.
For more information on our entire line of products, go to www.bosch-home.com/us or call 1-800-944-2904
© BSH Home Appliances Corporation. All rights reserved. Bosch is a registered trademark of Robert Bosch GmbH.

30" Microwave Combination Oven

800 Series – Stainless Steel HBL87M53UC



Installation Details



Accessories: To purchase Bosch accessories, cleaners & parts please visit www.bosch-home.com/us/store or call 1-800-944-2904 (Mon to Fri 5 am to 6 pm PST, Sat 6 am to 3 pm PST).

Notes: All height, width and depth dimensions are shown in inches. BSH reserves the absolute and unrestricted right to change product materials and specifications, at any time, without notice. Consult the product's installation instructions for final dimensional data and other details prior to making cutout.

Warranties: Please see Use & Care manual or Bosch website for statement of limited warranty.


For more information on our entire line of products, go to www.bosch-home.com/us or call 1-800-944-2904

© BSH Home Appliances Corporation. All rights reserved. Bosch is a registered trademark of Robert Bosch GmbH.

RF28R7551SR

SAMSUNG

28 cu. ft. 4-Door French Door Refrigerator
with 21.5" Connected Touchscreen Family Hub™



Signature Features

Food

- See inside your refrigerator from anywhere, with 3 built-in cameras.
- Create and share shopping lists, plan meals based on the food inside your refrigerator and automatically set expiration dates.

Family

- Create your own home screen with Family Board, by adding personalized pictures, stickers and handwritten notes.
- Customize your screen saver with picture slide show, weather and animations.

Fun

- Stream your favorite music service directly on your Family Hub™ screen.
- Mirror your Samsung TV or Samsung phone, right on your Family Hub™.

Your Home


- Access your smart devices and Samsung appliances from your Family Hub™ screen; set lights, hear and speak to someone at your front door, monitor your baby's room and receive laundry end-of-cycle notifications.
- Receive Wi-Fi updates so your fridge stays up to date with the latest features and apps.

Bixby Voice 2.0


- Intelligent voice assistant allows hands-free navigation.
- Recognizes user's voice and provides a personalized experience.

Available Colors

-  Fingerprint Resistant Stainless Steel (shown)
-  Fingerprint Resistant Black Stainless Steel
-  Fingerprint Resistant Tuscan Stainless Steel



Family Hub™



FlexZone™ Drawer

Convenience

- FlexZone™ Drawer with 4 Temperature Settings and Smart Divider
- Wi-Fi and Bixby Enabled
- Adjustable Shelves for Tall Oversized Items
- Auto Pull-Out Upper Freezer Drawer
- Water Filter Indicator

Design

- Fingerprint Resistant Finish
- Modern External Filtered Water and Ice Dispenser
- High Efficiency LED Lighting
- EZ-Open Handle™ on Freezer Door and FlexZone™ Drawer
- Tempered Glass Spill-Proof Shelves
- Gallon Door Bins
- Dispenser Light

Performance

- Twin Cooling Plus®
- Metal Cooling
- 25W Built-In Speaker
- Ice Max - Stores up to 4.2 lbs of ice
- ENERGY STAR® Compliant
- Power Freeze and Power Cool Options
- Two Humidity-Controlled Crispers
- CoolTight Door
- Door Alarm

Rating



ENERGY STAR® rated:
755 kWh/yr

RF28R7551SR

SAMSUNG

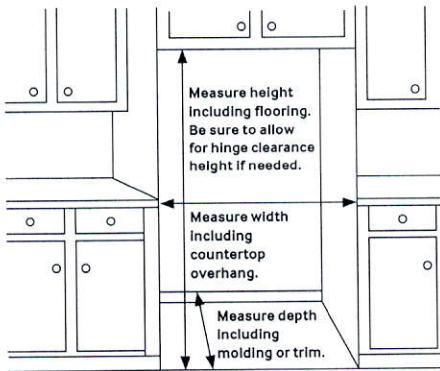
28 cu. ft. 4-Door French Door Refrigerator
with 21.5" Connected Touchscreen Family Hub™

Installation Specifications

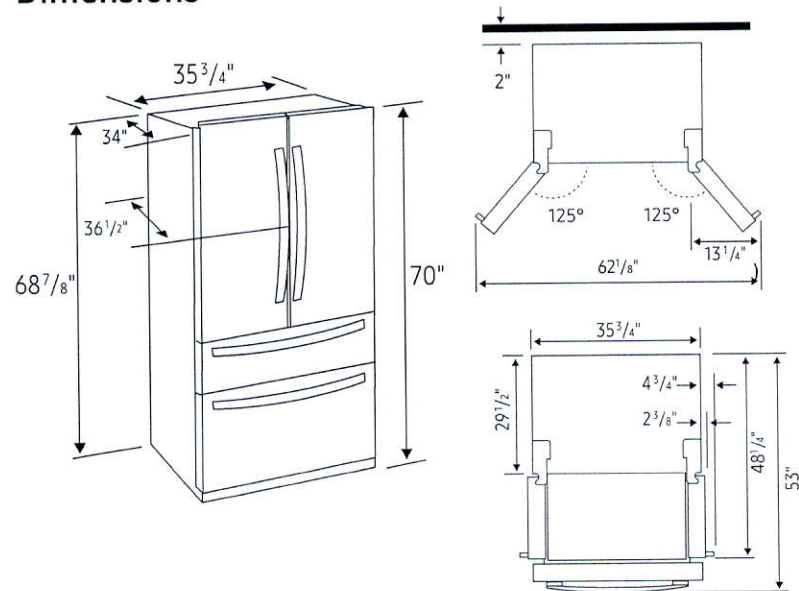
1. Measure the height, width and depth of the opening, making sure to include baseboards, molding tile, countertop overhang, etc. Check to be sure there is enough room to open the door (consider walls, islands or other obstacles when measuring).
2. Refer to illustration below to determine dimensions.
3. Allow 2.5" of clearance on hinge side of refrigerator when installing next to a wall where handle may make contact.
4. Allow 1" minimum clearance at rear for proper air circulation and water/electrical connections. Allow a 3/8" minimum clearance at sides and top for ease of installation.
5. Ensure each door and entryway in the home is wide enough for the refrigerator to be moved through easily.

For optimal usage and to be able to open refrigerator doors completely, do not install next to a wall.

Please note: The following dimension and cutout information is for planning purposes only. For complete installation details, consult manual packed with product, or download manual online at [samsung.com](https://www.samsung.com).



Dimensions



Total Capacity: 27.7 cu. ft.

- Refrigerator: 15.6 cu. ft.**
- 2 Humidity-Controlled Crispers
 - 5 Tempered Glass Spill-Proof Shelves
 - 1 Slide-In
 - 1 Slide-Out
 - 1 Foldable Half
 - 2 Fixed
 - 6 Door Bins
 - Right Door: 3 Door Bins
 - Left Door: 3 Regular Bins
 - Metal Cooling
 - High Efficiency LED Lighting

- FlexZone™ Drawer: 3.8 cu. ft.**
- EZ-Open Handle™
 - 4 Temperature Zones with Smart Divider
 - Meat/Fish (29°F)
 - Cold Drinks (33°F)
 - Deli/Snacks (37°F)
 - Wine/Party Dishes (42°F)

- Freezer: 8.3 cu. ft.**
- EZ-Open Handle™
 - Take Out Box
 - 1 Drawer Divider
 - High Efficiency LED Lighting

Warranty
One (1) Year Parts and Labor on Refrigerator
Five (5) Years Parts and Labor on Sealed Refrigeration System Only*
Ten (10) Years Parts and Five (5) Years Labor on Digital Inverter Compressor
*Compressor, evaporator, condenser, drier and connecting tubing.

Product Dimensions & Weight
Dimensions (WxHxD with hinges, handles and doors): 35 3/4" x 70" x 36 1/2"
Dimensions (WxHxD without hinges and door): 35 3/4" x 68 7/8" x 29 1/2"
Dimensions (WxHxD with hinge and door, no handle): 35 3/4" x 70" x 34"
Weight: 346 lbs



Shipping Dimensions & Weight (WxHxD)
Dimensions: 38 1/4" x 75 3/4" x 36 1/4"
Weight: 368 lbs

Color	Model #	UPC Code
Fingerprint Resistant Stainless Steel	RF28R7551SR	887276345321
Fingerprint Resistant Black Stainless Steel	RF28R7551SG	887276345314
Fingerprint Resistant Tuscan Stainless Steel	RF28R7551DT	887276345307

Actual color may vary. Design, specifications, and color availability are subject to change without notice. Non-metric weights and measurements are approximate.
©2019 Samsung Electronics America, Inc., 85 Challenger Road, Ridgefield Park, NJ 07660. Tel: 800-SAMSUNG. [samsung.com](https://www.samsung.com). Samsung is a registered trademark of Samsung Electronics Co., Ltd.

Dishwashers

24" Recessed Handle Dishwasher
300 Series- Stainless steel
SHEM63W55N



The 3rd rack provides the perfect space for silverware and large utensils while its V shape leaves room below for taller items.

- **44 dBA:** Quietest dishwasher brand.
- A 3rd rack adds versatility and offers 30% more loading capacity.
- **FlexSpace™** Tines fold back to fit your larger pots & pans.
- **RackMatic®** offers 3 height levels, for 9 possible rack positions.
- **Speed60®** gets your dishes from dirty to dry in about an hour.

Technical Data

Upper Rack :	500
Adjustable upper rack :	Rackmatic 3-stage
Upper rack cup shelf :	2
Lower Rack :	500
3rd Rack :	3rd Rack 1.0
Silverware Basket :	Standard
Accessories Parts :	no
Optional accessories :	
SGZ1010UC, SMZ4000UC, SMZ5000, SMZPC002UC	
UPC code :	825225922438
Variant color :	Stainless steel
Panel ready :	No
Alternative colors available :	SHEM63W52N, SHEM63W56N
Silence level (dBA) :	44
Watts (W) :	1300
Current (A) :	12
Volts (V) :	120
Frequency (Hz) :	60
Energy Consumption (kWh/yr) :	269
Energy Star® qualified :	Yes
Plug type :	fixed connection
Required cutout size (HxWxD) (in) :	x 33 7/8 " x 23 9/16 "
Required cutout size (HxWxD) (mm) :	860-890 x 610 x 610
Overall appliance dimensions (HxWxD) (in) :	
33 7/8 " x 23 9/16 " x 23 3/4 "	
Power cord length (in) :	43 1/2"
Power cord length (cm) :	110
Length outlet hose (in) :	67 "
Length outlet hose (cm) :	175
Product packaging dimensions (HxWxD) (in) :	
35 3/4" x 26" x 29 5/16"	
Tub material :	Stainless steel
Tub type :	TallTub
ADA Compliant :	No
Number of place settings :	16

Optional accessories

- SGZ1010UC : Drain hose extension kit
- SMZ4000UC : silverware basket US Duo
- SMZ5000 : Dishwashing aid set
- SMZPC002UC : Powercord with cold plug

Dishwashers

24" Recessed Handle Dishwasher 300 Series- Stainless steel SHEM63W55N

The 3rd rack provides the perfect space for silverware and large utensils while its V shape leaves room below for taller items.

Key Features

- 44 dB - Quietest Dishwasher Brand.
- 3rd Rack for Additional Loading Capacity
- InfoLight® Beams on Floor to Indicate Dishwasher is Running
- RackMatic® on Upper Rack - 3 Height Adjustments and Up to 9 Possible Rack Positions
- AquaStop® Leak Protection Works 24/7

Design

- Full Size Stainless Steel Tall Tub Installs Perfectly Flush
- 3rd Rack for Additional Loading Capacity
- 16 Place Setting Capacity
- LED Remaining Time Display
- RackMatic® on Upper Rack - 3 Height Adjustments and Up to 9 Possible Rack Positions

Performance

- 44 dB - Quietest Dishwasher Brand.
- 5 Wash Cycles and 4 Options
- Detergent Tray Optimizes Detergent Dissolving
- Speed60® gets your dishes from dirty to dry in about an hour.
- Extra Dry Option for Better Drying Results
- Load Size Sensor Automates Wash Temperature
- Sanitize Option Eliminates Bacteria and Enhances Drying Results

Efficiency

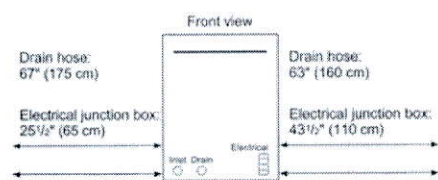
- 269 kwh/yr - Energy Star®

Convenience

- Electronic delay timer: 1-24 hours Delay Start Timer
- AquaStop® Leak Protection Works 24/7
- Self-Latching Door

Dishwashers

24" Recessed Handle Dishwasher
300 Series- Stainless steel
SHEM63W55N



All connections are at the rear of the appliance.
Extension for drain hose available as accessory.
Power cord for connection to electrical outlet (3-prong plug) available as accessory.

HOME APPLIANCES

LG LAUNDRY

WM3900H_A

4.5 cu.ft. Front Load Washer with TurboWash™360°



KEY FEATURES

- TurboWash™360° Technology
- LG SmartThinQ® Technology
- Allergiene™ Cycle / AAFA Certified
- Steam Technology
- 4.5 cu.ft. Capacity
- LG SideKick™ Compatible
- ColdWash™ Technology

AVAILABLE COLORS



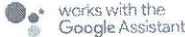
SMART APPLIANCE



Enjoy new ways to control your home with LG smart appliances

- Start the laundry while you're out shopping
- Get alerts when the cycle is finished
- Works with the LG SmartThinQ® app

SmartThinQ®



PRODUCT FEATURES

SUMMARY

Type	Front Load Washer
Capacity (cu.ft.)	4.5 cu. ft.
Matching Electric Dryer	DLEX3900W / DLEX3900B
Matching Gas Dryer	DLGX3901W / DLGX3901B
Matching Heat Pump Dryer	DLHC3900W / DLHC3900B
Color	White (W) / Black Steel (B)

APPEARANCE

Hard Buttons	Yes
Touch Buttons	Yes
Dial-A-Cycle™	Yes

ENERGY

ENERGY STAR®	Yes
Most Efficient 2019	
ENERGY STAR® Qualified	Yes
CEE Tier	2
IMEF	2.92
IWF	2.9

WASH PROGRAMS

No. of Programs	14
	Normal, Heavy Duty, Bedding, Sanitary, Allergiene™, Bright White, Tub Clean, Sportswear, Perm. Press, Delicates, Towels, Speed Wash, Drain+Spin, Downloaded

WASH OPTIONS

No. of Options	12
	Steam, Fresh Care, Prewash, Remote Start, Delay Wash, Wi-Fi, Add Garments, TurboWash, ColdWash, Extra Rinse, Rinse+Spin, Control Lock

WASH DETAILS

No. of Wash/Rinse Temps	5
Wash/Rinse Temps	Extra Hot, Hot, Warm, Cold, Tap Cold
No. of Spin Speeds	5
Spin Speeds	Extra High, High, Medium, Low, No Spin
Max RPM	1300
Water Levels	Load Sensing
No. of Soil Levels	5

FABRIC CARE FEATURES

TurboWash™ Technology	TurboWash™360°
Steam Technology	Yes
Allergiene™ Cycle	Yes
Sanitary Cycle	Yes
ColdWash™ Option	Yes
SenseClean™ System	Yes

CONVENIENCE FEATURES

TrueBalance™	Yes
Anti-Vibration System	
4 Tray Dispenser	Prewash, Main Wash (with liquid detergent cup), Bleach, Fabric Softener
LoDecibel™ Quiet Operation	Yes
End of Cycle Signal	Yes
LoadSense	Yes
Child Lock*	Yes
Auto Suds Removal	Yes
Leveling Legs	4 Adjustable Legs
Easy Loading TilTub™	Yes

SmartThinQ® SMART FEATURES

SmartDiagnosis™ (v3.0)	Yes
Wi-Fi	Yes
Cycle Monitoring and Notification	Yes
Energy Monitoring	Yes

MOTOR

Motor Type	Inverter Direct Drive Motor
Axis	Horizontal

MATERIALS AND FINISHES

NeveRust™ Stainless Steel Drum	Yes
Cabinet	PCM
Control Panel	Plastic
Top Plate	Painted
Door / Rim	Glass/Chrome
Door Cover	Dark Blue Tinted Round Cover

CERTIFICATION

AAFA	Yes
------	-----

POWER SOURCE

Ratings	UL Listed
Electrical Requirements	120V, 10 Amps
Type	Electric

OPTIONS/ACCESSORIES

Pedestal	WDP4W / WDP4B
Pedestal (WxHxD)	27" x 14 1/8" x 30 3/4" (50 9/16" D with door open)
LG Sidekick™ Pedestal Washer	WD100CW / WD100CB
LG Sidekick™ Pedestal Washer (WxHxD)	27" x 14 1/8" x 30 3/4" (50 9/16" D with door open)
Stacking Kit	KSTK1

DIMENSIONS

Product (WxHxD)	27" x 39" x 30 1/4"
Depth with Door Open	(55" D with door open)
Carton (WxHxD)	29 23/32" x 41 27/32" x 31 17/32"
Weight (Product/Carton)	202.8 / 224.8 lbs.

LIMITED WARRANTY

Parts and Labor	1 Year
Direct Drive Motor	10 Years
Drum	3 Years

UPC CODES

WM3900HWA (White)	048231024891
WM3900HBA (Black Steel)	048231026420

© 2019 LG Electronics USA, Inc. All rights reserved. "LG Life's Good" is a registered trademark of LG Corp. All other product and brand names are trademarks or registered trademarks of their respective owners. Design, features and specifications are subject to change without notice. Non-metric weights and measurements are approximate. Some features may require Internet access. Content and services may vary by product and are subject to change without notice. 5/21/19

HOME APPLIANCES



LG LAUNDRY

DLEX3900_ / DLGX3901_

7.4 cu.ft. Front Load Dryer with TurboSteam™

KEY FEATURES

- 7.4 cu. ft. Capacity
- TurboSteam™ Technology
- LG SmartThinQ® Technology
- Sensor Dry System
- FlowSense™ Duct Clogging Indicator
- ENERGY STAR® Qualified
- Electronic Control Panel with Dual LED Display

AVAILABLE COLORS




SMART APPLIANCE



Enjoy new ways to control your home with LG smart appliances

- Start the laundry while you're out shopping
- Get alerts when the cycle is finished
- Works with the LG SmartThinQ® app

SmartThinQ®



PRODUCT FEATURES

SUMMARY		FABRIC CARE FEATURES		POWER SOURCE	
Type	Front Load Dryer	Sensor Dry	Yes	Ratings	CSA Listed
Capacity	7.4 cu. ft.	Precise Temperature Control with Variable Heater	Yes	Electrical Requirements	Electric: 240V 30 Amps Gas: 120V, 15 Amps
Matching Washer	WM3900HWA / WM3900HBA	Steam	TurboSteam™	Type	Electric / Gas
Sensor Dry	Yes	CONVENIENCE FEATURES		BTU Rating	10,000 Feet
Colors	White (W) / Black Steel (B)	3 Minute Installation Check	Yes	OPTIONS	
APPEARANCE		LoDecibel™ Quiet Operation	Yes	LP Conversion Kit	383EEL3002D
Intelligent Electronic Controls with LED Display	Yes	End of Cycle Signal	Yes	Side Venting Kit	383EEL9001B
Dial-A-Cycle™	Yes	Drum Light	Yes	Pedestal	WDP4W / WDP4B
Touch Buttons	Yes	Reversible Door	Yes	Pedestal (WxHxD)	27 x 14 1/8 x 30 3/4 (50 1/2 D with door open)
ENERGY		FlowSense™ Duct Clogging Indicator	Yes	DIMENSIONS	
ENERGY STAR® Qualified	Yes	Wrinkle Care Option	Yes	Product (WxHxD)	27" x 38 11/16" x 30"
DRYER PROGRAMS		Child Lock	Yes	Depth with Door Open	51"
No. of Programs	14	Venting Option	Electric: 4 Way Venting Gas: 3 Way Venting	Carton (WxHxD)	29 19/32" x 43 3/8" x 31 3/8"
	Normal, Heavy Duty, Bedding, Small Load, Anti Bacterial, SteamSanitary™, SteamFresh™, Perm Press, Delicates, Sportswear, Towels, Speed Dry (Manual Dry), Air Dry (Manual Dry), Downloaded	4 Adjustable Legs	Yes	Weight (Product)	Electric: 123lbs Gas: 125.7lbs.
DRYER OPTIONS		Remaining Time Display/ Status Indicator(s)	Yes	Weight Carton	Electric: 136.2lbs. Gas: 138.9lbs.
No. of Options	13	SmartThinQ® SMART FEATURES		LIMITED WARRANTY	
	More Time, Less Time, Damp Dry Signal, Wrinkle Care, Control Lock, Custom Program, PGM Save, Wi-Fi Connect , Energy Saver, TurboSteam™, Reduce Static, Smart Grid, Remote Start	SmartDiagnosis™	Yes	Parts & Labor	1 Year
DRYER DETAILS		Wi-Fi Connectivity	Yes	UPC CODES	
Temperature Settings	High, Medium High, Medium, Low, Ultra Low	Remote Control	Yes	DLEX3900W (Electric / White)	048231025195
Drying Levels	Very Dry, More Dry, Normal Dry, Less Dry, Damp Dry	Cycle Monitoring and Notification	Yes	DLEX3900B (Electric / Black Steel)	048231026437
Manual Dry Times	60 min., 50 min., 40 min., 30 min., 20 min., More Time/Less Time	Energy Monitoring	Yes	DLGX3901W (Gas / White)	048231025201
		MATERIALS AND FINISHES		DLGX3901B (Gas / Black Steel)	048231026444
		Aluminized Alloy Steel Drum	Yes		
		Tub Rear	Painted		
		Cabinet	Painted Steel		
		Door	Round w/ Chrome trim		

PAULINE
JUL 21 20

- Light Valance
- Upg. Hardware

* Rotate Island
Extend w/
1 foot of
cabinetry
and an
additional
Breakfast
Bar.

Full Depth
Pantry
(21" Deep)

PROTOTYPE FOR EXTRAS
THIS LAYOUT CONTAINS EXTRAS
THAT ARE NOT PART OF CONTRACT

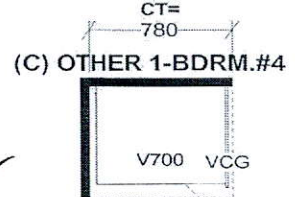
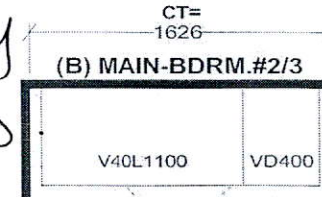
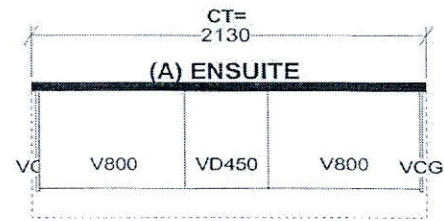
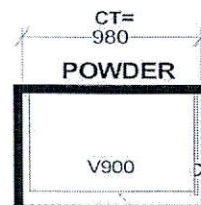
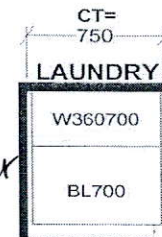
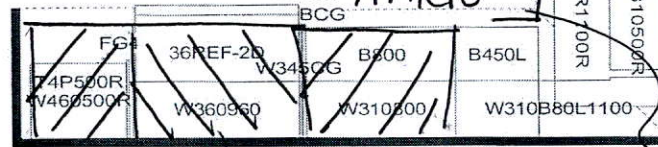
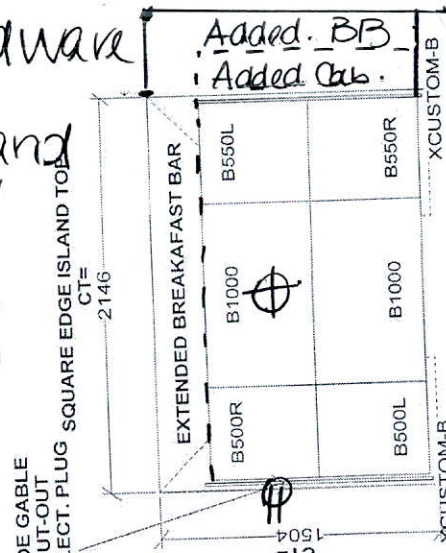
Relocate
Sink
+
Dishwasher


2156 Delete
Cabinetry
Above
Cooktop

Base Fl
Cut Corner
Cabinet

Built-In
Oven/micro

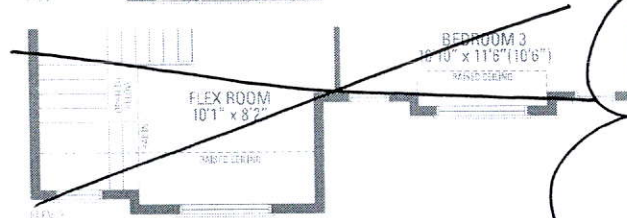
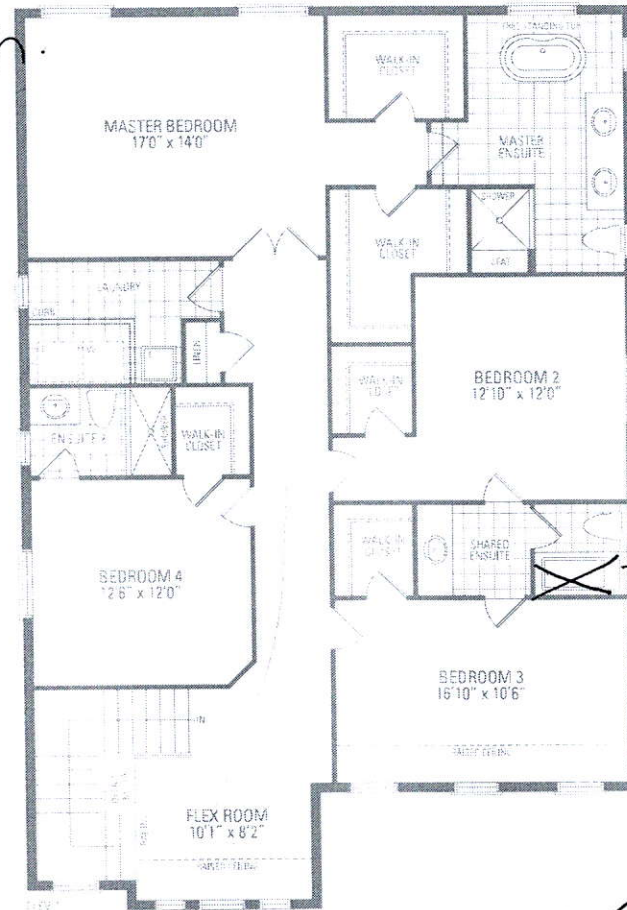
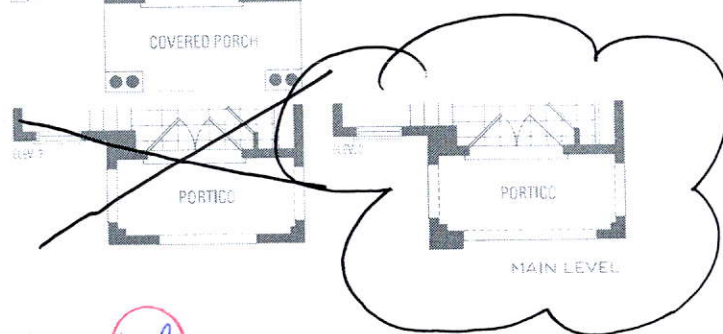
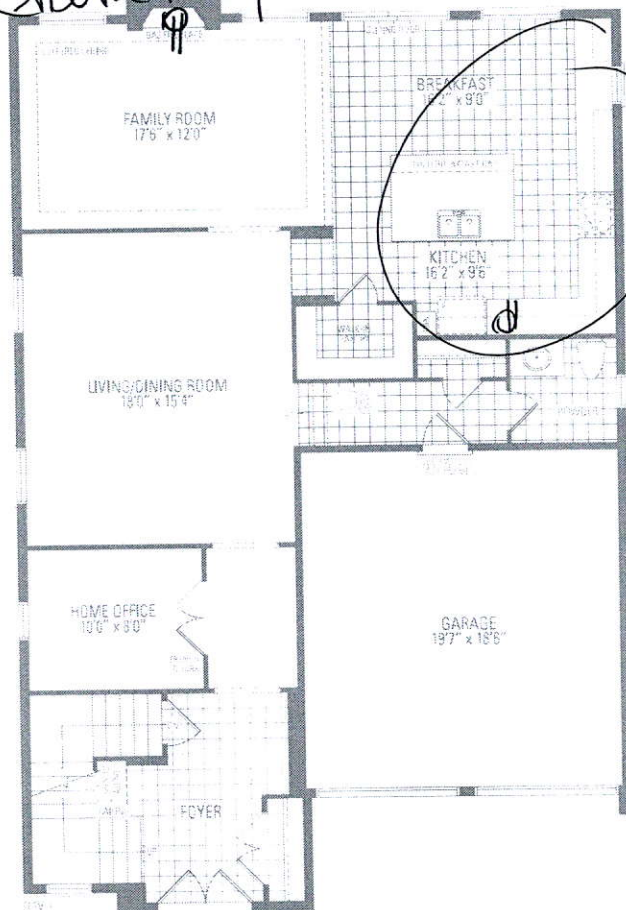
Full Depth Bridge
Upper 6' 11" (14')



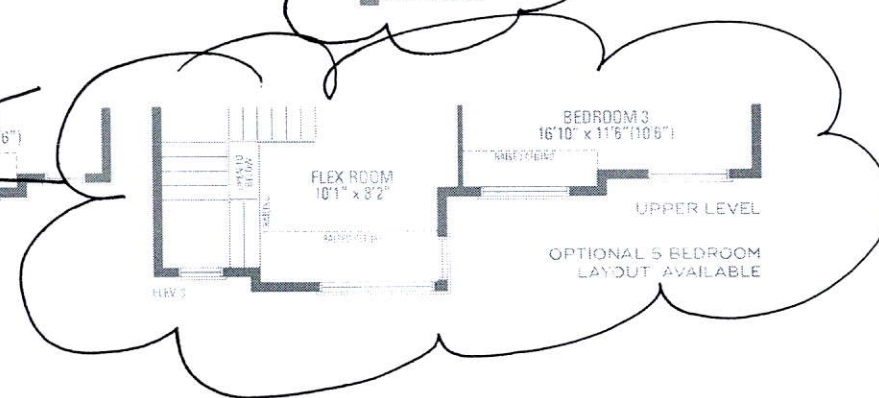
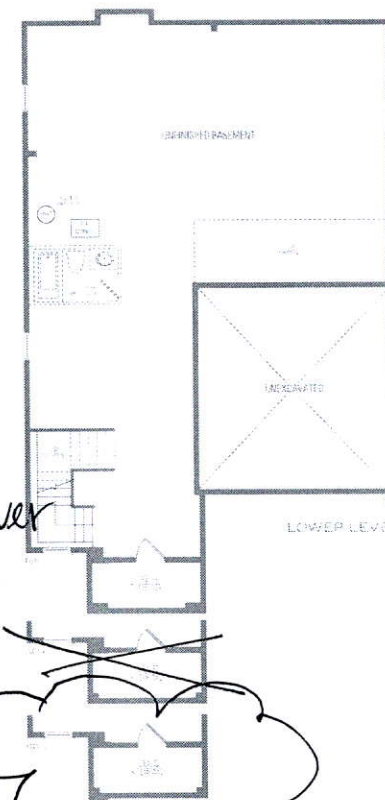
W WIDTH _____		W HIGHT _____		W CNT _____			This drawing is the Intellectual property of SELBA INDUSTRIES INC. and is a original design which must not be released or copied unless applicable fee has been paid or job order placed.	JOB NUMBER: _____ BUILDER: GREENPARK SITE: RUSSELL GARDENS PH.3 MODEL: MOUNTAINASH 4X EL 1,2,3 LOT #: _____
FLOOR HGHT _____		DOOR HGHT _____					DESIGNER: KS DATE: MAY 13 20	
ST. CENT _____		2X4 _____		VENT BOX COVER _____				

Add Plug,
Move Fireplace

Revised
See
Sketch



5' Shower
In Lieu
of
tub



Q

W

MOUNTAINASH FOUR ELEV. 1 • 3,189 sq.ft. | ELEV. 2 • 3,191 sq.ft. | ELEV. 3 • 3,196 sq.ft.

Orientation: Home may be reversed and purchaser agrees to accept the same. Steps and porches may vary at any exterior entrance ways due to grading variance. Actual usable floor space may vary from the stated floor area. All renderings are artist's concept. Dimensions, specifications and architectural detailing subject to modifications. Roofline and finishing model types may vary due to siting. E. & D. E. May 2020