

CONSTRUCTION SUMMARY

Mountainview Heights 3 (G) - Russell Gardens Building Ltd.

PURCHASERS: DMITRI, M KAZANTSEV and VIKTORIJA KAZANTSEVA

TEL:

LOT / PHASE	REG. PLAN #	HOUSE TYPE		
153 / 3	62M-1266	Mountainash Two (4 Bedroom) Elev 3		

CABINETRY

1 - KITCHEN CABINETRY - DIFFERENT COLOUR ISLAND - FLAT FEE 05Mar21 Note:	
1 - CABINETRY - KITCHEN - UPGRADE 2 05Mar21 Note:	
1 - CABINETRY - KITCHEN - LIGHT VALENCE 05Mar21 Note:	
1 - CABINETRY - KITCHEN - CM11 CROWN MOULDING 05Mar21 Note:	

CABINETRY ACCESSORIES

1 - CABINETRY FEE FOR FLUSH CUTOUT ON WALL OVEN/MICROWAVE COMBO CABINET ONLY 17Mar21 Note:	
1 - KITCHEN CABINETRY BASE - BANK OF DRAWERS - UPGRADE 2 05Mar21 Note:	
1 - KITCHEN - RELOCATE BANK OF DRAWERS 05Mar21 Note:	
1 - KITCHEN - CREATE OPEN IN BASE CABINETRY FOR FUTURE BEVERAGE FRIDGE 05Mar21 Note:	
1 - PANTRY UNIT UPGRADE - TO GO FROM 300MM TO 600MM DEEP - PANTRY BESIDE BEVERAGE FRIDGE - UPGRADE 2 05Mar21 Note:	
1 - PANTRY UNIT UPGRADE - TO GO FROM 300MM TO 600MM DEEP - PANTRY BESIDE FRIDGE - UPGRADE 2 05Mar21 Note:	
1 - KITCHEN CABINETRY UPPER - FULL DEPTH ABOVE FRIDGE - WITH GABLES - 600MM - PRICE IS EACH - UPGRADE 2 05Mar21 Note:	
1 - KITCHEN CABINETRY - BUILT-IN MICROWAVE/OVEN COMBO - UPGRADE 2 05Mar21 Note:	
1 - KITCHEN CABINETRY BASE - COOKTOP CABINET WITH POT DRAWERS (2 DRAWERS) - UPGRADE 2 05Mar21 Note:	
1 - KITCHEN HOOD CABINETS - CONTEMPORARY WOOD HOOD - UPGRADE 2 05Mar21 Note: PURCHASER TO SUPPLY AND INSTALL HOOD FAN AFTER CLOSING	
1 - KITCHEN CABINETRY BASE - PIE CUT CORNER CABINET - BASE CABINETRY - UPGRADE 2 05Mar21 Note:	
1 - KITCHEN CABINETRY UPPER - GLASS DOOR - GLK340 CORD GLASS - FINISHED INTERIOR - FITS TALL UPPER CABINETS ONLY - PRICE IS PER DOOR - UPGRADE 2 05Mar21 Note:	
1 - KITCHEN CABINETRY UPPER - ANGLED CORNER CABINET - FITS TALL UPPER CABINETS - PER UNIT - UPGRADE 2 05Mar21 Note:	

RECEIVED

MAR 25 2021

CONSTRUCTION SUMMARY

Mountainview Heights 3 (G) - Russell Gardens Building Ltd.

PURCHASERS: DMITRI, M KAZANTSEV and VIKTORIJA KAZANTSEVA

TEL:

LOT / PHASE 153 / 3	REG. PLAN # 62M-1266	HOUSE TYPE Mountainash Two (4 Bedroom) Elev 3		
------------------------	-------------------------	--	--	--

1 - KITCHEN - SHIFT STOVE AND HOODFAN - IF CONSTRUCTION PERMITS 05Mar21 Note:	
--	--

1 - KITCHEN - ROTATE ISLAND AND INSTALL APPROX 4' FROM ALL PERIMETER CABINetry - INSTALL SINK APPROX 1 FOOT FROM LIFT SIDE OF ISLAND 05Mar21 Note:	
---	--

CERAMIC TILE

1 - DELETE ALL CERAMIC BATHROOM ACCESSORIES - DELETE TOWEL BAR, PAPER HOLDER & SOAP DISH THROUGHOUT 05Mar21 Note:	
--	--

1 - TILE - UPGRADE 3 WALL TILE - - ENSUITE WALL TILE - SHOWER 05Mar21 Note:	
--	--

1 - TILE - UPGRADE 3 FLOOR TILE - - ENSUITE BATHROOM - FLOOR 05Mar21 Note:	
---	--

1 - TILE - UPGRADE 3 FLOOR TILE - - POWDER ROOM 05Mar21 Note:	
--	--

1 - TILE - UPGRADE 3 FLOOR TILE - - FOYER 05Mar21 Note:	
--	--

CONSTRUCTION

1 - FOYER & MASTER BEDROOM - CLOSETS - DELETE STANDARD SHELF AND ROD - DO NOT INSTALL 17Mar21 Note:	
--	--

1 - KITCHEN - SHIFT STOVE AND HOODFAN - IF CONSTRUCTION PERMITS 05Mar21 Note:	
--	--

1 - DELETE BULK HEADS IN KITCHEN IF CONSTRUCTION PERMITS 05Mar21 Note:	
---	--

3 - PROVISION FOR SHAMPOO NICHE APPROX. 14" WIDE X 20" HIGH AS PER SKETCH – IF CONSTRUCTION PERMITS - MASTER ENSUITE BATHROOM, ENSUITE 2/3 AND ENSUITE 4 BATHROOMS 05Mar21 Note:	
---	--

1 - SMOOTH CEILINGS ON FIRST FLOOR ONLY - DET 05Mar21 Note:	
--	--

1 - MAIN LEVEL - EXTERIOR AND INTERIOR - 8' DOORS AND ARCHWAYS - WHERE CONSTRUCTION PERMITS 19Nov20 Note: PURCHASER IS AWARE TRANSOM ABOVE FRONT DOOR WILL BE DELETED	
--	--

COUNTER TOP

3 - SHAMPOO NICHE 14" WIDE X 20" HIGH AS PER SKETCH – MARBLE, GRANITE OR QUARTZ – IF CONSTRUCTION PERMITS - REQUIRES PROVISION FROM CONSTRUCTION - MASTER ENSUITE BATHROOM, ENSUITE 2/3 AND ENSUITE 4 BATHROOMS 05Mar21 Note: SUPPLY & INSTALL	
---	--

DOORS AND TRIM

1 - TRIM - UPGRADE - 5-1/4" ONE STEP BASEBOARD AND BB ONE STEP CASING 05Mar21 Note:	
--	--

ELECTRICAL



CONSTRUCTION SUMMARY

Mountainview Heights 3 (G) - Russell Gardens Building Ltd.

PURCHASERS: DMITRI, M KAZANTSEV and VIKTORIJA KAZANTSEVA

TEL:

LOT / PHASE	REG. PLAN #	HOUSE TYPE		
153 / 3	62M-1266	Mountainash Two (4 Bedroom) Elev 3		

1 - KITCHEN - VALANCE LIGHTING - LED LIGHTING 05Mar21 Note:	
1 - KITCHEN - FAN INSERT FOR UPGRADE 36" HOOD - CYCLONE BX21534 05Mar21 Note:	
1 - PLUG - ELECTRICAL PLUG - FOR FUTURE BEVERAGE FRIDGE 05Mar21 Note:	
1 - BUILT IN OVEN AND COOKTOP PROVISION - PROVISION ONLY - ELECTRICAL ONLY 05Mar21 Note:	
1 - PLUG - ELECTRICAL PLUG WITH GFI AND SWITCH - FOR FESTIVE LIGHTING 05Mar21 Note:	
1 - KITCHEN - INSTALL STANDARD 220V PLUG FOR ELECTRIC STOVE AS WELL AS STANDARD PLUG FOR GAS STOVE 05Mar21 Note:	
1 - PLUG - ELECTRICAL PLUG - FAMILY ROOM - INSTALLED 5' FROM FLOOR FOR FUTURE TV - SEE SKETCH 05Mar21 Note:	
1 - RELOCATE STANDARD KITCHEN LIGHT TO BE CENTERED OVER ISLAND 05Mar21 Note:	
1 - POT LIGHT - LED - FIRST FLOOR INSTALLATION - KITCHEN BREAKFAST - INSTALLED ON SEPERATE SWITCH FROM STANDARD LIGHT 05Mar21 Note:	
1 - POT LIGHT - LED - FIRST FLOOR INSTALLATION - KITCHEN WORKSPACE - INSTALLED ON SEPERATE SWITCH FROM STANDARD LIGHT 05Mar21 Note:	
1 - POT LIGHT - LED - FIRST FLOOR INSTALLATION - DINING ROOM - INSTALLED ON SEPERATE SWITCH FROM STANDARD LIGHT 05Mar21 Note:	
1 - POT LIGHT - LED - FIRST FLOOR INSTALLATION - LIVING ROOM - INSTALLED ON SEPERATE SWITCH FROM STANDARD LIGHT 05Mar21 Note:	

FIREPLACE AND ACCESSORIES

1 - MANTEL - PAINTED - M6 - IN LIEU OF STANDARD MANTEL 05Mar21 Note:	
1 - GAS LINE ROUGH-IN FOR STOVE (INCLUDES ELECTRICAL OUTLET) - FIRST FLOOR 05Mar21 Note:	

HARDWOOD FLOORING

1 - HARDWOOD - GROUP B SERIES 6 1/2 INCH - IN LIEU OF STANDARD TILES - KICTHEN & BREAKFAST 05Mar21 Note:	
1 - HARDWOOD - GROUP B SERIES 6 1/2 INCH - IN LIEU OF 2 1/4 INCH NATURAL RED OAK - - LIVING AND DINING ROOM 05Mar21 Note:	
1 - HARDWOOD - GROUP B SERIES 6 1/2 INCH - IN LIEU OF 2 1/4 INCH NATURAL RED OAK - - FAMILY ROOM 05Mar21 Note:	

CONSTRUCTION SUMMARY

Mountainview Heights 3 (G) - Russell Gardens Building Ltd.

PURCHASERS: DMITRI, M KAZANTSEV and VIKTORIJA KAZANTSEVA

TEL:

LOT / PHASE 153 / 3	REG. PLAN # 62M-1266	HOUSE TYPE Mountainash Two (4 Bedroom) Elev 3		
------------------------	-------------------------	--	--	--

MIRRORS AND GLASS

1 - SHOWER DOOR HANDLE - CHROME D-RING WITH TOWEL BAR - MASTER ENSUITE BATHROOM 05Mar21 Note:	
1 - MASTER ENSUITE – FRAMELESS GLASS SHOWER ENCLOSURE – INCLUDES CHROME KNOB AND HINGES 19Nov20 Note:	

MISCELLANEOUS

1 - NO FURTHER CHANGES PERMITTED 17Mar21 Note:	
---	--

PLUMBING

1 - KITCHEN - INSTALL SINK APPROX ONE FOOT FROM LEFT SIDE OF ISLAND - SEE SKETCH 05Mar21 Note:	
1 - MASTER ENSUITE BATHROOM - MOEN 90 DEGREE POSI-TEMP SHOWER ONLY WITH 3 FUNCTION TRANSFER VALVE/TRIM AND SLIDE BAR WITH HAND SHOWER - CHROME - TS2712EP / U361CI / UTS4172 / 62320 / S3879EP / A721 05Mar21 Note:	
1 - WATER LINE FOR FRIDGE - ROUGH-IN ONLY 05Mar21 Note:	

PROMOTIONAL

1 - LESS BALANCE OF CREDIT FROM PURCHASER EXTRA SHEET IN OFFER 05Mar21 Note:	
1 - PARTIAL REDEMPTION OF PROMOTIONAL PACKAGE \$15,000.00 BALANCE FORWARD TO BE USED AT A LATER DATE. ORIGINAL PROMOTIONAL PACKAGE OF \$25,000.00 19Nov20 Note:	

STAIRS AND RAILINGS

1 - STAINED STAIRS – STANDARD STAIRCASE - PRICE IS PER SET 05Mar21 Note:	
1 - STAIRCASE - V GROOVE HANDRAIL 05Mar21 Note:	
1 - STAIRCASE - EUROLINE I IRON PICKETS - BLACK 05Mar21 Note:	

CONSTRUCTION SUMMARY

Mountainview Heights 3 (G) - Russell Gardens Building Ltd.

PURCHASERS: DMITRI, M KAZANTSEV and VIKTORIJA KAZANTSEVA

TEL:

LOT / PHASE 153 / 3	REG. PLAN # 62M-1266	HOUSE TYPE Mountainash Two (4 Bedroom) Elev 3		
------------------------	-------------------------	--	--	--

EXTRAS AS PER OFFER

(1) The Vendor agrees that notwithstanding any other term or provision in this Agreement included in the Purchase Price and in addition to those items detailed in Schedule GP to the Agreement of Purchase and Sale, the Purchaser is entitled to a credit of <i>Worksheet Note:</i>	
200 AMP SERVICE LABELLED WITH CIRCUIT BREAKER PANEL TO UTILITY AUTHORITY STANDARDS. Purchase Price includes THREE (3) enlarged basement windows, and the obligation to construct the house with the enlarged basement windows is subject to the Vendor?s <i>Worksheet Note:</i>	
PURCHASER(S) ACKNOWLEDGES THAT THE PURCHASE PRICE IS INCLUSIVE OF ALL CREDITS AND PROMOTIONAL PACKAGES AVAILABLE AT TIME OF PURCHASE. <i>Worksheet Note:</i>	

This Document is Extremely Time Sensitive - Printed 17 Mar 21 at 10:04

Purchasers:DMITRI, M KAZANTSEV & VIKTORIJA KAZANTSEVA

Property: 153

Telephone Res. / Bus: /

Project: Russell Gardens Building Ltd.

Decor Advisor: Candace Forza

Model and Elevation: Mountainash Two (4 Bedroom) Elev 3

Lock Date: 5-Mar-21

5-Mar-21

Plan #: 62M-1266

Layout Changes: ☒ Yes ☐ No

Sketch Attached: ☒ Yes ☐ No

Exterior Colour Scheme:

1. Cabinetry

	Style and Colour	Hardware
Kitchen / Breakfast	SEE BELOW	446SA
Laundry Room	ELISSE	Standard
Powder Room	MONACO 350 PLATINUM SILVER	431SA
Master Ensuite Bathroom	MONACO 350 PLATINUM SILVER	431SA
Ensuite Bath - Bedroom 2/3	EVEREST WHITE	447SA
Ensuite Bath - Bedroom 4	EVEREST WHITE	447SA
	N/A	N/A
	N/A	N/A
	N/A	N/A

Appliances:

Built In Appliances ☒ Yes ☐ No

Slide In Stove ☐ Yes ☒ No

Dishwasher Cabinet

☐ Closed ☒ Open

41" Upper Cabinets ☒ Yes ☐ No

Please NOTE: Standard Cabinet Height is 30"

Stove Opening

NOTE: If not specified, opening will be set to builder's standard opening of approximately 30" width

Fridge Opening

NOTE: If not specified, opening will be set to builder's standard opening of approximately 37" width x 74" height

KITCHEN CABINETRY - PERIMETER-SONATA SATIN SNOW *** ISLAND, HOOD, POT/PAN DRAWERS BELOW
COOKTOP & BANK OF DRAWERS-SONATA FOSSIL
** Refer to Construction Summary

2. Counters

	Counter	Edge
Kitchen / Breakfast	LAMINATE-CARRARA BIANCO 6696-46	
Laundry Room	N/A	
Powder Room	LAMINATE-PALOMA POLAR 6698-46	
Master Ensuite Bathroom	LAMINATE-PALOMA POLAR 6698-46	
Ensuite Bath - Bedroom 2/3	LAMINATE-CARRARA BIANCO 6696-46	
Ensuite Bath - Bedroom 4	LAMINATE-CARRARA BIANCO 6696-46	
	N/A	
	N/A	
	N/A	

** Refer to Construction Summary

bk

vk

Initials: _____

Purchasers:DMITRI, M KAZANTSEV & VIKTORIJA KAZANTSEVA

Telephone Res. / Bus: /

Decor Advisor:Candace Forza

Lock Date:5-Mar-21

Property: 153

Project: Russell Gardens Building Ltd.

Model and Elevation: Mountainash Two (4 Bedroom) Elev 3

Plan #: 62M-1266

3. Ceramic Flooring

Entrance Vestibule	TILE-VARENNA CARRARA POLISHED-12X24	<input type="checkbox"/>	At a 45 Threshold-If App. metal strip where applicable
Main Hall	N/A	<input type="checkbox"/>	
Kitchen / Breakfast	STRIP	<input type="checkbox"/>	
Laundry Room	TILE-EMOTIONS GRIS-12 1/4 X 12 1/4	<input type="checkbox"/>	
Powder Room	TILE-VARENNA CARRARA POLISHED-12X24	<input type="checkbox"/>	
Master Ensuite Bathroom	TILE-VARENNA CARRARA POLISHED-24X24	<input type="checkbox"/>	
Ensuite Bath - Bedroom 2/3	TILE-RAINBOW LIGHT GREY-13X13	<input type="checkbox"/>	
Ensuite Bath - Bedroom 4	TILE-RAINBOW LIGHT GREY-13X13	<input type="checkbox"/>	
	N/A	<input type="checkbox"/>	
	N/A	<input type="checkbox"/>	
	N/A	<input type="checkbox"/>	

** Refer to Construction Summary

4. Ceramic Wall Tile

Master Ensuite Bathroom	Selection	Describe
Tub Deck Wall	N/A	
Tub Deck	N/A	
Tub Deck Skirt	N/A	
Shower Stall	TILE-VARENNA CARRARA POLISHED-12X24	NICHE-QUARTZ-ISTRIA
Bathtub Enclosure Walls	N/A	
Ensuite Bath - Bedroom 2/3	TILE-LUC BLANC GROENLANDIA-8X16	NICHE-QUARTZ-BIANCO PAPIRO
Ensuite Bath - Bedroom 4	TILE-LUC BLANC GROENLANDIA-8X16	NICHE-QUARTZ-BIANCO PAPIRO
	N/A	
	N/A	
	N/A	
Kitchen Backsplash	N/A	

** Refer to Construction Summary - STANDARD GROUT THROUGHOUT UNLESS SPECIFIED

5. Plumbing Fixtures

All Bathrooms

White

N/A

N/A

N/A

N/A

N/A

Whirlpool

N/A

Yes

No

Dishwasher Rough-In

Yes

No

Waterline for Fridge

Yes

No

** Refer to Construction Summary

6. Trim Carpentry

Interior Doors	CARRARA-SMOOTH
Interior Trim	BB CASING WITH 5 1/4" BASEBOARD - ONE STEP
Door Handles	As Per Construction Specifications
Exterior Front Door Handle	As Per Construction Specifications

** Refer to Construction Summary

Initials:

DK

VK

Purchasers:DMITRI, M KAZANTSEV & VIKTORIJA KAZANTSEVA

Telephone Res. / Bus: /

Decor Advisor:Candace Forza

Lock Date:5-Mar-21

Property: 153

Project: Russell Gardens Building Ltd.

Model and Elevation: Mountainash Two (4 Bedroom) Elev 3

Plan #: 62M-1266

7. Outer Flooring

Main Hall	N/A
Living Room	STRIP-MIRAGE-TRUBALANCE-IMAGINE-CHARACTER-RED OAK-DURAMATT-DRIFTWOOD-6 1/2"
Dining Room	STRIP-MIRAGE-TRUBALANCE-IMAGINE-CHARACTER-RED OAK-DURAMATT-DRIFTWOOD-6 1/2"
Family Room	STRIP-MIRAGE-TRUBALANCE-IMAGINE-CHARACTER-RED OAK-DURAMATT-DRIFTWOOD-6 1/2"
Den / Library / Study	N/A
Basement Landing(If Applies)	N/A
Lower Landing (If Applies)	STRIP-MIRAGE-TRUBALANCE-IMAGINE-CHARACTER-RED OAK-DURAMATT-DRIFTWOOD-6 1/2"
Upper Landing	STRIP-MIRAGE-TRUBALANCE-IMAGINE-CHARACTER-RED OAK-DURAMATT-DRIFTWOOD-6 1/2"
Upper Hall	LAMINATE-LEXINGTON-ROCHEFORT OAK-TL-LW1317
Master Bedroom	LAMINATE-LEXINGTON-ROCHEFORT OAK-TL-LW1317
Bedroom #2	LAMINATE-LEXINGTON-ROCHEFORT OAK-TL-LW1317
Bedroom #3	LAMINATE-LEXINGTON-ROCHEFORT OAK-TL-LW1317
Bedroom #4	LAMINATE-LEXINGTON-ROCHEFORT OAK-TL-LW1317
Bedroom #5	N/A
KITCHEN & BREAKFAST	STRIP-MIRAGE-TRUBALANCE-IMAGINE-CHARACTER-RED OAK-DURAMATT-DRIFTWOOD-6 1/2"
	N/A
	N/A
Underpad	TypeArea
	N/AN/A

** Refer to Construction Summary

8. Railings and Pickets

Railing Type	V-GROOVE	Colour	MIRAGE DRIFTWOOD RED OAK
Picket Type	EUROLINE 1	Colour	BLACK
Stringer / Riser	AS PER CONSTRUCTION SPECIFICATIO	Colour	MIRAGE DRIFTWOOD RED OAK
Treads	AS PER CONSTRUCTION SPECIFICATIO	Colour	MIRAGE DRIFTWOOD RED OAK
Red Oak Stairs with Semi Gloss Finish		<input checked="" type="radio"/> Yes <input type="radio"/> No	

** Refer to Construction Summary THE STAIN COLOURS OR FINISH AVAILABLE ON RISERS, TREADS, PICKETS AND RAILS (STAIRCASES), WILL NOT BE AN EXACT MATCH TO PREFINISHED HARDWOOD OR LAMINATE FLOORS.

9. Wall Paint Flat Finish

Main & Upper Hall	22 WARM GREY	Master Bedroom	22 WARM GREY
Living Room	22 WARM GREY	Bedroom #2	22 WARM GREY
Dining Room	22 WARM GREY	Bedroom #3	22 WARM GREY
Kitchen / Breakfast	22 WARM GREY	Bedroom #4	22 WARM GREY
Family Room	22 WARM GREY	Bedroom #5	N/A
Powder Room	22 WARM GREY	Master Ensuite	22 WARM GREY
Laundry Room	22 WARM GREY	Ensuite Bath - Bedroom 2/3	22 WARM GREY
Den/Library	N/A	Ensuite Bath - Bedroom 4	22 WARM GREY
Trim Paint-Semi Gloss	BIRCH WHITE		N/A
	N/A		N/A
	N/A		N/A

Smooth Ceilings First Floor ☒ Yes ☐ No

** Refer to Construction Summary

DK

VK

Initials:_____

Purchasers: DMITRI, M KAZANTSEV & VIKTORIJA KAZANTSEVA
Telephone Res. / Bus: /
Decor Advisor: Candace Forza
Lock Date: 5-Mar-21

Property: 153
Project: Russell Gardens Building Ltd.
Model and Elevation: Mountainash Two (4 Bedroom) Elev 3
Plan #: 62M-1266

10. Plaster Mouldings and Medallions

Entrance Vestibule	N/A	N/A	Kitchen/Breakfast	N/A	N/A
Main Hall	N/A	N/A	Den/Library	N/A	N/A
Living Room	N/A	N/A	Lower Landing	N/A	N/A
Dining Room	N/A	N/A		N/A	N/A
Family Room	N/A	N/A		N/A	N/A

**** Refer to Construction Summary****11. Fireplace**

Living Room			Family Room			Other Room - Specify		
Purchased	As Per Plan	N/A	Purchased	As Per Plan	N/A	Purchased	As Per Plan	N/A
<input type="radio"/>	<input type="radio"/>	<input checked="" type="radio"/>	<input type="radio"/>	<input checked="" type="radio"/>	<input type="radio"/>	<input type="radio"/>	<input type="radio"/>	<input checked="" type="radio"/>
Fireplace Type	N/A		FLAT ON WALL		N/A			
Mantle Type	N/A		MANTLE M6		N/A			
Colour / Stain	N/A		AS PER CONSTRUCTION SPECIFICATIONS		N/A			
Surround	N/A		GRIGIO CARNICO		N/A			
Hearth	N/A		NO		N/A			

**** Refer to Construction Summary****12. Heating and Air Conditioning**

Air Conditioning	NO	Gas Provisions Stove	YES
Gas Provisions Dryer	NO	Gas Provisions Barbecue	NO

Comment

**** Refer to Construction Summary****13. Electrical**

Plugs and Switches	<input checked="" type="radio"/> White	DECOR	Above Kitchen Cabinet Light	<input type="radio"/> Yes <input checked="" type="radio"/> No
Hood Fan	CYCLONE INSERT 34" #BX21534		Below Kitchen Cabinet Light	<input checked="" type="radio"/> Yes <input type="radio"/> No
Appliances	Built in Cooktop	Built in Oven	Gas Stove	Microwave
	<input checked="" type="radio"/> Yes <input type="radio"/> No	<input checked="" type="radio"/> Yes <input type="radio"/> No	<input checked="" type="radio"/> Yes <input type="radio"/> No	<input checked="" type="radio"/> Yes <input type="radio"/> No
Dishwasher Rough-in	Yes			

**** Refer to Construction Summary****14. General Comments****** Refer to Construction Summary****Disclaimers and Notes**

- Colours of all materials are as close as possible to builder's selection, but not necessarily identical due to variances in manufacturing.
- Any extras listed above are null and void unless accompanied by a separate invoice/amendment. Said invoice must be paid in full.
- The Purchaser agrees that this colour selection is final and that no changes will be permitted, unless required by the Vendor.
- The Purchaser acknowledges reading and accepting document which contains other miscellaneous disclaimers.

Signature: 

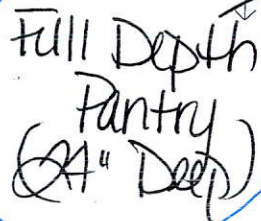
Date: March 5, 2021

Signature: 

Date: March 5, 2021

- upg 2 Sonata Cabinetry
- Different Colour on Island, Hood, Pot + Pan
- cm 11 moulding ^{Below cooktop} + Bank of Drawers
- Light Valance

- * Rotate Island.



Flush Built-In oven/micro CT=

Angled
Upper Corner
Cabinet w/ CORN
Glass Door


<p>W W D T H W H G H T W C N T</p>			<p><i>This drawing is the intellectual property of SELBA INDUSTRIES INC. and is an original design which must not be released or copied unless applicable fee has been paid or job order placed.</i></p>	<p>J#</p>	
<p>F L O O R H G H T D O O R H G H T</p>				<p>JOB NUMBER:</p>	
<p>S T C E N T 2 X 4 V E N T B O X C O V E R</p>				<p>BUILDER: GREENPARK</p>	
<p>DESIGNER: KS DATE: MAY 13 20</p>				<p>SITE: RUSSEL GARDENS PH.3 MODEL: MOUNTAINASH 2X EL 1,2,3 LOT #:</p>	

30" Speed Combination Oven

Benchmark® Series – Stainless Steel HBLP752UC



* Flush *



HBLP752UC
Stainless Steel

The Bosch speed combination oven allows for faster cooking results and features a QuietClose® door.

Features & Benefits

Cooks Faster than a traditional oven and can be used as a microwave.

Dampened hinges softly and quietly guide the QuietClose® door shut.

The color TFT control panel with SteelTouch® buttons is easy to use.

A full-extension telescopic rack offers safe access to the oven cavity.

The wall oven is designed to be installed flush with cabinetry.

General Properties

Cooking modes – upper cavity: Speed oven; TFT display, 12 Auto Programs (including Auto Defrost, Melt Butter, Soften Ice Cream, Pizza), 9 Sensor Cook Programs, 9 SpeedChef® Programs, Hi & Lo Broil, European Convection, Keep Warm, Frozen Foods

Cooking modes – lower cavity: Bake, Variable Broil (hi & low), Roast, Warm, Sabbath, Proof Dough, Convection Bake, Convection Broil, Convection Roast, Pizza, Multi Rack Genuine European Convection, Convection Conversion, AutoProbe, Fast Preheat, EcoChef, Speed Convection (Frozen Foods)

Cleaning type – lower: Self Clean

Telescopic rack: 1

Illumination type: LED (Upper) / Halogen (Lower)

Interior lights: 1 Upper / 2 Lower

Oven Performance

Microwave power – upper cavity: 1000 W

Bake / broil element wattages – upper cavity: 600 / 1,750 W

Convection element wattages – upper cavity: 1,700 W

Bake / broil element wattages – lower cavity: 2,400 / 3,800 W

Convection element wattages – lower cavity: 1700 W / 2000 W

Technical Details

Watts (W): 9,600 W

Circuit breaker (A): 40 A

Volts (V); Frequency (Hz): 240 / 208 V; 60 Hz

Power cord length (in): 50"

Plug type: Fixed Connection, No Plug

Energy source: Electric

Dimensions & Weight

Overall appliance dimensions (HxWxD)(in): 49" x 29 3/4" x 24 1/2"

Required cutout size – Standard (HxWxD) (in): 48 5/8" x 28 1/2" x 23 1/2"

Required cutout size – Flush (HxWxD) (in): 49 1/8" x 30" x 24 1/2"

Oven cavity size – upper: 1.6 cu. ft.

Overall upper oven interior dimensions (HxWxD) (in.): 9 7/8" x 16 1/2" x 16 1/2"

Turntable – Metal Max. Cookware – upper: 12 3/4" dia.

Turntable – Ceramic Max. Cookware – upper: 12 1/2" dia.

Rack – Rectangular Cookware Max. – upper: 15" x 12"

Oven cavity size – lower: 4.6 cu. ft.

Overall lower oven interior dimensions (HxWxD) (in): 17 13/16" x 24 1/8" x 18"

Usable lower oven interior dimensions (HxWxD) (in): 12 5/16" x 23 1/4" x 15 1/4"

Net weight (lbs): 259 lbs

Accessories–Included

Upper Oven: Metal Turntable, Square rack, Ceramic Cooking Tray
Lower Oven: 1 Telescopic and 2 Standard Oven Racks, Temperature Probe, Broiler Pan

Accessories–Optional



HEZTR301
30" Telescopic Rack



*Wall oven only

Accessories: To purchase Bosch accessories, cleaners & parts please visit www.bosch-home.com/us/store or call 1-800-944-2904 (Mon to Fri 5 am to 6 pm PST, Sat 6 am to 3 pm PST).

Notes: All height, width and depth dimensions are shown in inches. BSH reserves the absolute and unrestricted right to change product materials and specifications, at any time, without notice. Consult the product's installation instructions for final dimensional data and other details prior to making cutout.

Warranties: Please see Use & Care manual or Bosch website for statement of limited warranty.

For more information on our entire line of products, go to www.bosch-home.com/us or call 1-800-944-2904

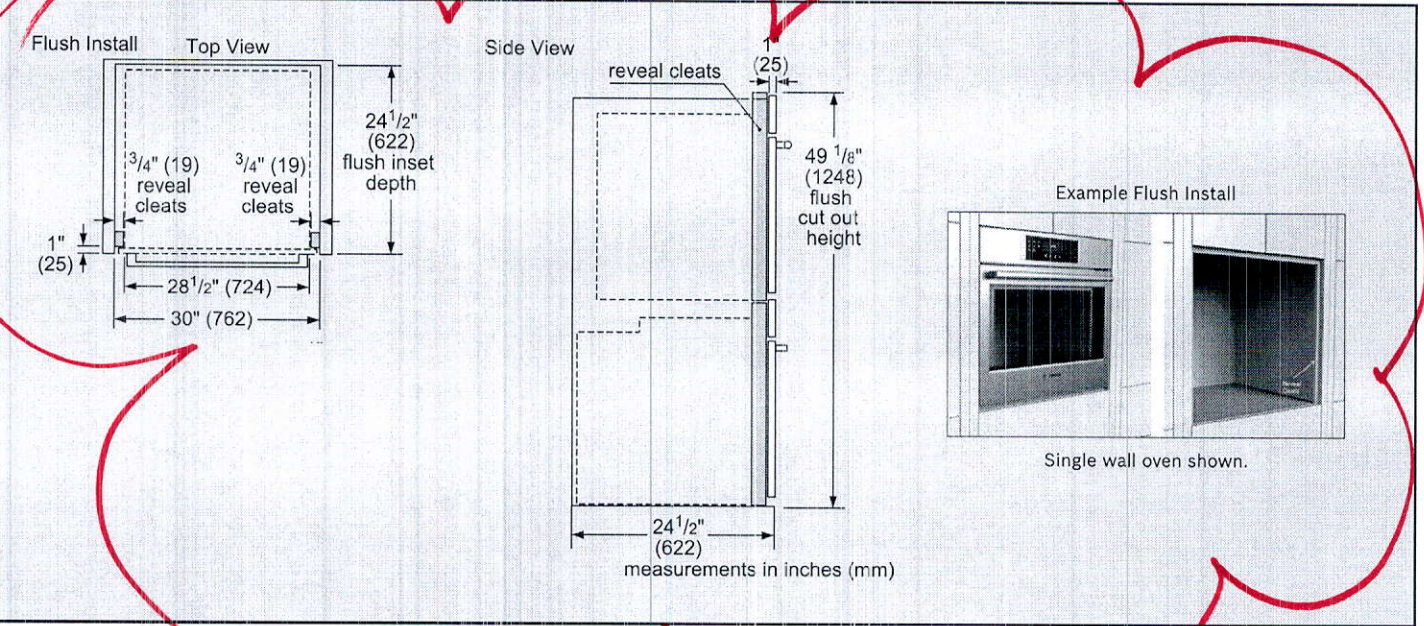
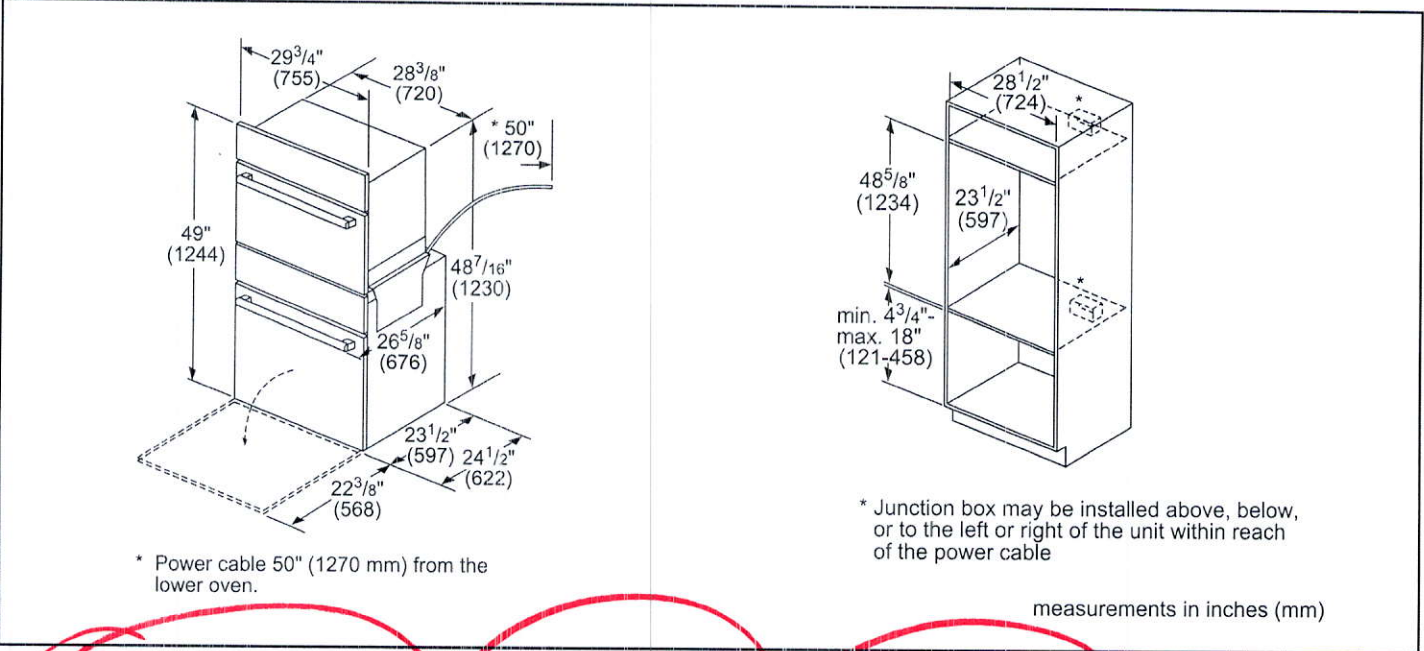
© BSH Home Appliances Corporation. All rights reserved. Bosch is a registered trademark of Robert Bosch GmbH.

30" Speed Combination Oven

Benchmark® Series – Stainless Steel HBLP752UC



Installation Details



Accessories: To purchase Bosch accessories, cleaners & parts please visit www.bosch-home.com/us/store or call 1-800-944-2904 (Mon to Fri 5 am to 6 pm PST, Sat 6 am to 3 pm PST).

Notes: All height, width and depth dimensions are shown in inches. BSH reserves the absolute and unrestricted right to change product materials and specifications, at any time, without notice. Consult the product's installation instructions for final dimensional data and other details prior to making cutout.


Warranties: Please see Use & Care manual or Bosch website for statement of limited warranty.

For more information on our entire line of products, go to www.bosch-home.com/us or call 1-800-944-2904

© BSH Home Appliances Corporation. All rights reserved. Bosch is a registered trademark of Robert Bosch GmbH.

30" Gas Cooktop

800 Series – Black w/Black Stainless Knobs NGM8046UC



NGM8046UC
Black w/Black Stainless Knobs

Also available in:
Stainless Steel NGM8056UC

Bosch gas cooktops are engineered to perform precisely, offering high heat and low simmer options for optimal cooking flexibility.

- Features & Benefits**
- Powerful 19,000 BTU burner for boiling, searing and stir-frying

OptiSim® Burner – simmer delicate sauces and melt chocolate without scorching

Electronic re-ignition will automatically re-ignite the burner in case the flame goes out

Seamless, one-piece porcelain steel design makes clean-up simple

Distinctive red LED light indicates burners are on

General Properties	
Knob material	Metal
Sealed burners	Yes
Grate material	Cast iron
Element Performance	
Total BTU load (NG / LP)	48,600 / 43,200
Power of front left burner (NG / LP)	9,300 / 9,100
Power of back left burner (NG / LP)	5,500 / 5,000
Power of center burner (NG / LP)	19,000 / 15,000
Power of back right burner (NG / LP)	9,300 / 9,100
Power of front right burner (NG / LP)	5,500 / 5,000
Technical Details	
Watts	360 W
Circuit breaker	15 A
Volts	120 V
Frequency	60 Hz
Plug type	3 prong
Power cord length	60"
Energy source	Gas
Convertible to LP (kit required)	Yes

Dimensions & Weight	
Overall appliance dimensions (HxWxD)	3 13/16" x 31" x 21 1/4"
Required cutout size (HxWxD)	3 13/16" x 28 15/16" x 19 1/8"
Minimum distance from counter front	1 7/8"
Minimum distance from rear wall	3"
Net weight	37 lbs
Accessories + Included	
Included	LP conversion kit



† To be fully ADA compliant, these units must be installed according to ADA guidelines. Please check current ADA requirements for guidance on installation.

Accessories: To purchase Bosch accessories, cleaners & parts please visit www.bosch-home.com/us/store or call 1-800-944-2904 (Mon to Fri 5 am to 6 pm PST, Sat 6 am to 3 pm PST).

Notes: All height, width and depth dimensions are shown in inches. BSH reserves the absolute and unrestricted right to change product materials and specifications, at any time, without notice. Consult the product's installation instructions for final dimensional data and other details prior to making cutout.

Warranties: Please see Use & Care manual or Bosch website for statement of limited warranty.

For more information on our entire line of products, go to www.bosch-home.com/us or call 1-800-944-2904

© BSH Home Appliances Corporation. All rights reserved. Bosch is a registered trademark of Robert Bosch GmbH.

800 Series – Black w/Black Stainless Knobs NGM8046UC

[illegible]

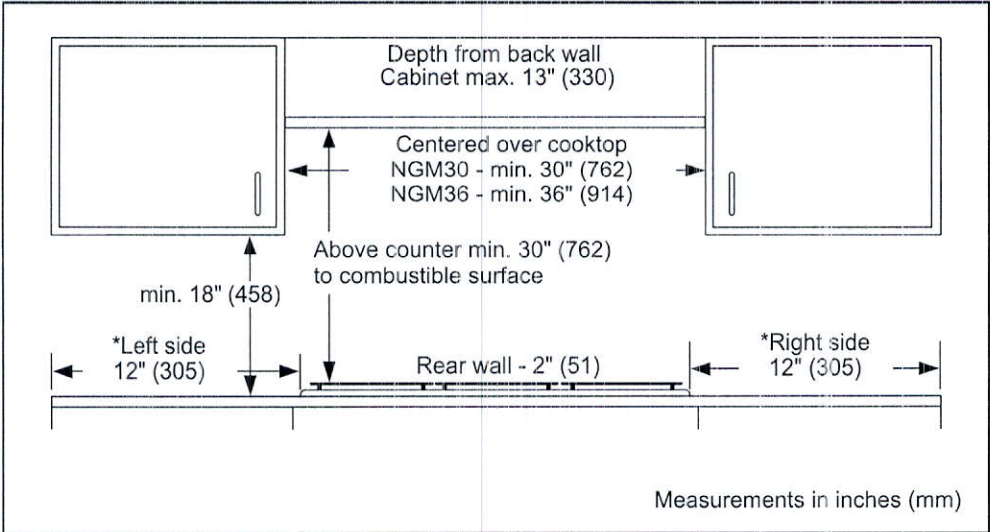
8/20

30" Gas Cooktop

800 Series – Black w/Black Stainless Knobs NGM8046UC



Installation Details



Accessories: To purchase Bosch accessories, cleaners & parts please visit www.bosch-home.com/us/store or call 1-800-944-2904 (Mon to Fri 5 am to 6 pm PST, Sat 6 am to 3 pm PST).

Notes: All height, width and depth dimensions are shown in inches. BSH reserves the absolute and unrestricted right to change product materials and specifications, at any time, without notice. Consult the product's installation instructions for final dimensional data and other details prior to making cutout.

Warranties: Please see Use & Care manual or Bosch website for statement of limited warranty.

For more information on our entire line of products, go to www.bosch-home.com/us or call 1-800-944-2904

© BSH Home Appliances Corporation. All rights reserved. Bosch is a registered trademark of Robert Bosch GmbH.

30" Gas Cooktop

800 Series – Black w/Black Stainless Knobs NGM8046UC



Bosch Cooktop over Built-In Oven Approved Combination Guide

The following **OVENS, COOKTOPS AND DRAWERS**
are approved to be installed in combination and the installation has been certified by CSA.

Built-in ovens			Cooktops	
Conventional ovens (1)	Steam ovens	Induction	Electric	Gas (1) *
HBL5351UC, HBL5354UC	HSLP451UC, HSLP454UC	NIT5068UC	NET8068UC	NGM8046UC
HBL5451UC, HBL5344UC		NIT5668UC, NIT5469UC	NET8068SUC	NGM5656UC
HBL8443UC, HBL5454UC		NIT8068UC, NIT8068SUC	NET8668UC	NGMP656UC
HBL8453UC, HBL8444UC		NIT8668UC, NIT8668SUC	NET8668SUC	NGM8656UC
HBL8451UC, HBL8444LUC		NITP068UC, NITP068SUC	NETP068SUC	NGM8646UC
HBL8463UC, HBL8444RUC		NITP668UC, NITP668SUC	NETP668SUC	NGM5656UC
HBL8461UC, HBL8454UC		NIT8069UC, NIT8069SUC	NEM5066UC	NGMP056UC
HBL8442UC, HBLP454UC		NIT8669UC, NIT8669SUC	NEM5666UC	NGM8056UC
HBLP451UC, HBLP454LUC		NITP069UC, NITP069SUC		Gas (2) *
HBLP451LUC, HBLP454RUC		NITP669UC, NITP669SUC		NGM5456UC
HBLP451RUC, HBN8454UC				Gas (3) *
HBN5451UC, HBN8451UC				NGMP077UC
Conventional ovens (2)				NGMP677UC
HBE5451UC				NGM8657UC
Conventional ovens (3)				NGM8057UC
HBE5452UC				

The following **OVENS, COOKTOPS AND DRAWERS**
are approved by BSH Home Appliances Corporation to be installed in combination. These products, identified in the table below, may be installed in combination. The suitability of the combination has not been evaluated by CSA.

Built-in ovens			Cooktops	
Conventional ovens (2)	Speed oven (1)	Induction (1)	Electric (1)	Gas (1) *
HBE5453UC	HMCP0252UC, HMCP0254UC	NIT5068UC	NET8068UC	NGM8046UC
Built-In microwave	HMC80242UC, HMC80244UC	NIT5668UC, NIT5469UC	NET8068SUC	NGM5656UC
HMB57152UC	HMC80252UC, HMC80254UC	NIT8068UC, NIT8068SUC	NET8668UC	NGMP656UC
HMB50162UC	HMC87152UC, HMC87154UC	NIT8668UC, NIT8668SUC	NET8668SUC	NGM8656UC
HMB50152UC	HMC80152UC, HMC50154UC	NITP068UC, NITP068SUC	NETP068SUC	NGM8646UC
HMB87154UC		NITP668UC, NITP668SUC	NETP668SUC	NGM5656UC
HMB50154UC		NIT8069UC, NIT8069SUC	NEM5066UC	NGMP056UC
Storage drawer	Speed oven (2)	NIT8669UC, NIT8669SUC	NEM5666UC	NGM8056UC
HSD5051UC	HMC54151UC	NITP069UC, NITP069SUC		Gas (2) *
Drawer microwave	HMC54152UC	NITP669UC, NITP669SUC		NGM5456UC
HMD8053UC	HMC54154UC			Gas (3) *
HMD8451UC				NGMP077UC
Warming drawers				NGMP677UC
HWD5051UC				NGM8657UC
HWD5751UC				NGM8057UC

*Gas cooktops may require a 3/8" street elbow (not provided) at the regulator outlet for installation above built-in oven.
COOKTOPS that are not listed above must be approved under local codes and/or by the local authority having jurisdiction.
Please note: For the latest updates to the approved oven/cooktop combination refer to the website listed in your appliance's installation instructions.

Accessories: To purchase Bosch accessories, cleaners & parts please visit www.bosch-home.com/us/store or call 1-800-944-2904 (Mon to Fri 5 am to 6 pm PST, Sat 6 am to 3 pm PST).
Notes: All height, width and depth dimensions are shown in inches. BSH reserves the absolute and unrestricted right to change product materials and specifications, at any time, without notice. Consult the product's installation instructions for final dimensional data and other details prior to making cutout.
Warranties: Please see Use & Care manual or Bosch website for statement of limited warranty.

For more information on our entire line of products, go to www.bosch-home.com/us or call 1-800-944-2904
© BSH Home Appliances Corporation. All rights reserved. Bosch is a registered trademark of Robert Bosch GmbH.

30" Gas Cooktop

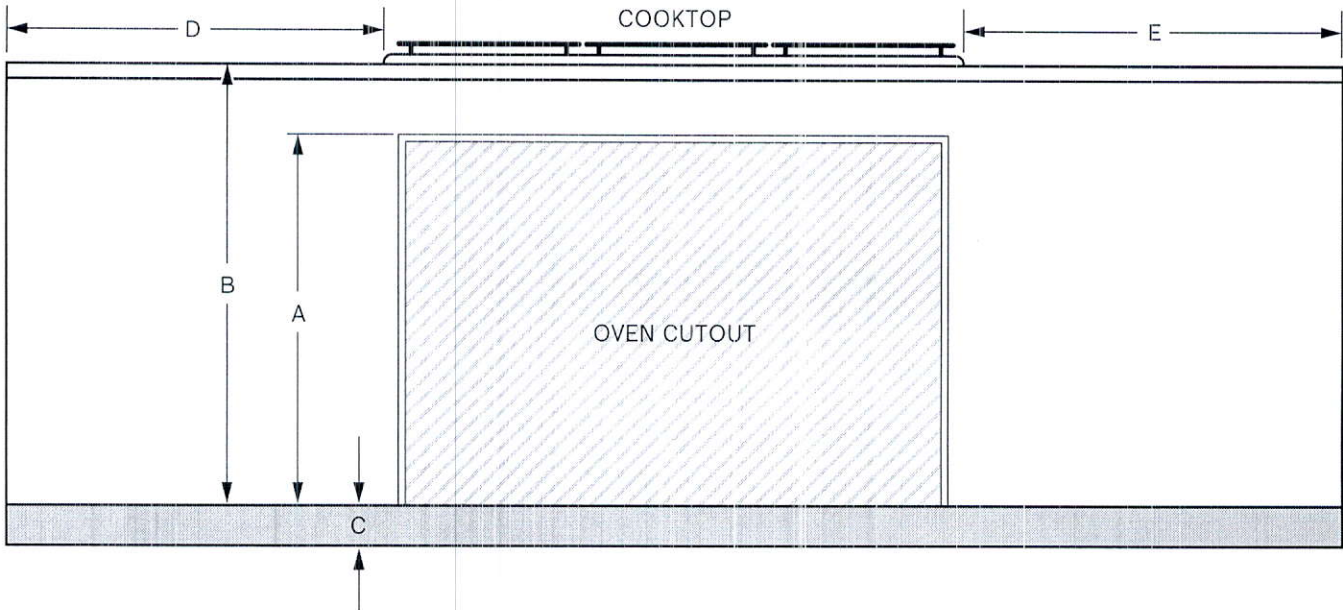
800 Series – Black w/Black Stainless Knobs NGM8046UC



Cooktop over built-in oven combination installation

Refer to the product installation guide for all other measurements.

Oven installation requirements				Cooktop installation requirements (wall spacing)				
When installing an oven or oven with a drawer in combination with a cooktop, a minimum distance between the cabinet floor and countertop (B) is required. Reference the table for dimensions. Refer to the oven installation guide for all other measurements.								
Oven type	A Inches (mm)	B min. Inches (mm)	C max. Inches (mm)	Gas cooktop (1) min. Inches (mm)	Gas cooktop (2) min. Inches (mm)	Gas cooktop (3) min. Inches (mm)	Electric cooktop	Induction cooktop
Conventional oven (1)	28 1/4 (718)	31 1/4 (794)	4 3/4 (121)	D: 24 (610) E: 24 (610)	D: 3 (76) E: 4 (102)	D: 24 (610) E: 24 (610)	Reference Product Installation Instructions	
Conventional oven (2)	23 (584)	27 3/4 (705)	8 1/4 (210)	D: 24 (610) E: 24 (610)	D: 3 (76) E: 4 (102)	D: 24 (610) E: 24 (610)	Reference Product Installation Instructions	
Conventional oven (3)	23 1/16 (585)	27 13/16 (707)	8 3/16 (208)	D: 24 (610) E: 24 (610)	D: 3 (76) E: 4 (102)	D: 24 (610) E: 24 (610)	Reference Product Installation Instructions	
Steam oven	19 1/4 (488)	23 3/8 (594)	12 5/8 (321)	D: 24 (610) E: 24 (610)	D: 3 (76) E: 4 (102)	D: 24 (610) E: 24 (610)	Reference Product Installation Instructions	
Steam oven with 4" storage drawer								
Speed oven (2)	17 3/4 (450)	22 1/2 (572)	13 1/2 (343)	D: 24 (610) E: 24 (610)	D: 3 (76) E: 4 (102)	Reference Product Installation Instructions		
Microwave speed oven (1)	19 1/4 (488)	24 (609)	12 (306)	D: 24 (610) E: 24 (610)	D: 3 (76) E: 4 (102)	Reference Product Installation Instructions		
Microwave speed oven (1) with warming drawer	28 1/4 (718)	31 1/4 (794)	4 3/4 (121)	D: 24 (610) E: 24 (610)	D: 3 (76) E: 4 (102)	Reference Product Installation Instructions		
Drawer microwave	14 13/16 (376)	20 (508)	16 (406)	D: 24 (610) E: 24 (610)	D: 3 (76) E: 4 (102)	Reference Product Installation Instructions		



Accessories: To purchase Bosch accessories, cleaners & parts please visit www.bosch-home.com/us/store or call 1-800-944-2904 (Mon to Fri 5 am to 6 pm PST, Sat 6 am to 3 pm PST).

Notes: All height, width and depth dimensions are shown in inches. BSH reserves the absolute and unrestricted right to change product materials and specifications, at any time, without notice. Consult the product's installation instructions for final dimensional data and other details prior to making cutout.


Warranties: Please see Use & Care manual or Bosch website for statement of limited warranty.

For more information on our entire line of products, go to www.bosch-home.com/us or call 1-800-944-2904

© BSH Home Appliances Corporation. All rights reserved. Bosch is a registered trademark of Robert Bosch GmbH.

36" Counter-Depth 3-Door Refrigerator

800 Series – Stainless Steel B36CT80SNS



B36CT80SNS
Stainless Steel

Also available in:
Black Stainless Steel
B36CT80SNB

Introducing the revolutionary, new FarmFresh System™, with four freshness technologies designed to work together to keep your food fresher, longer. Enjoy less food waste, new innovative features and more thoughtful design.

Features & Benefits

VitaFreshPro™ provides pre-programmed freshness settings to optimize temperature and humidity to keep meat, fish, and produce fresher, longer.

Interior Water Dispenser is thoughtfully placed inside for refreshing water at the touch of a button or a push of a nozzle.

FlexBar™ utilizes typically unused space in the upper refrigerator cavity.

General Properties	
Full 72" height and true counter depth for built-in appearance	Yes
Easy Clean Stainless Steel	Yes
Lighting	Recessed LED light bars
Number of compressors/evaporators	2 / 2
Defrost process refrigerator section	Frost-free
Number of shelves – refrigerator	5
Adjustable shelves – refrigerator	4 half-width
Shelf material – refrigerator	Tempered glass
Type of shelves – refrigerator	Frameless split shelves with metal trim
Flexible storage bar	FlexBar™
Gallon storage bins	2
Humidity control compartments	2
Full width temp. & humidity controlled drawer	VitaFreshPro™
Ice maker	Yes
Water filter	UltraClarityPro™
Internal water dispenser	Yes
Touch control panel	Yes
AirFresh® filter	Yes
FreshProtect™ ethylene filter	Yes
MultiAirFlow™	Yes
Stainless steel back wall	Yes
Defrost process freezer section	Automatic
Number of drawers – freezer	3
Wi-Fi enabled	Yes, Home Connect™ app

Capacity	
Total capacity (cu. ft.)	20.8
Refrigerator capacity (cu. ft.)	14.8
Freezer capacity (cu. ft.)	6
Technical Details	
Current (A)	15 A
Volts (V)	115 V
Frequency (Hz)	60 Hz
Power cord length (in.)	91
Plug type	120V-3 prong
Dimensions & Weight	
Appliance dimensions with hinges, handles and doors (HxWxD) (in.)	72"* x 35 5/8" x 31 1/8"
Appliance dimensions without hinges and doors (HxWxD) (in.)	71 1/2" x 35 5/8" x 24"***
Appliance dimensions with hinges and doors, no handles (HxWxD)(in.)	72"* x 35 5/8" x 28 3/4"
Required cutout size (HxWxD) (in.)	72" x 36" x 25"
Net weight (lbs)	350 lbs
Efficiency	
Energy consumption (kWh/yr)	570
ENERGY STAR® qualified	Yes
Accessories	
UltraClarityPro™ Water Filter: BORPLFTR50	
FlexBar™ Bottle Holder: BOFLEXBOTL	
FlexBar™ Deep Shelf: BOFLEXLGSH	
FlexBar™ Shallow Shelf: BOFLEXSMSh	
Ethylene Filter Refill Kit: FPETHRF50	



*When leveling legs are fully extended, add 5/8" to overall height, total 72 5/8".
**The cutout depth of 25" includes the required 1" airflow. The electrical covers on the back of unit do not require additional depth.

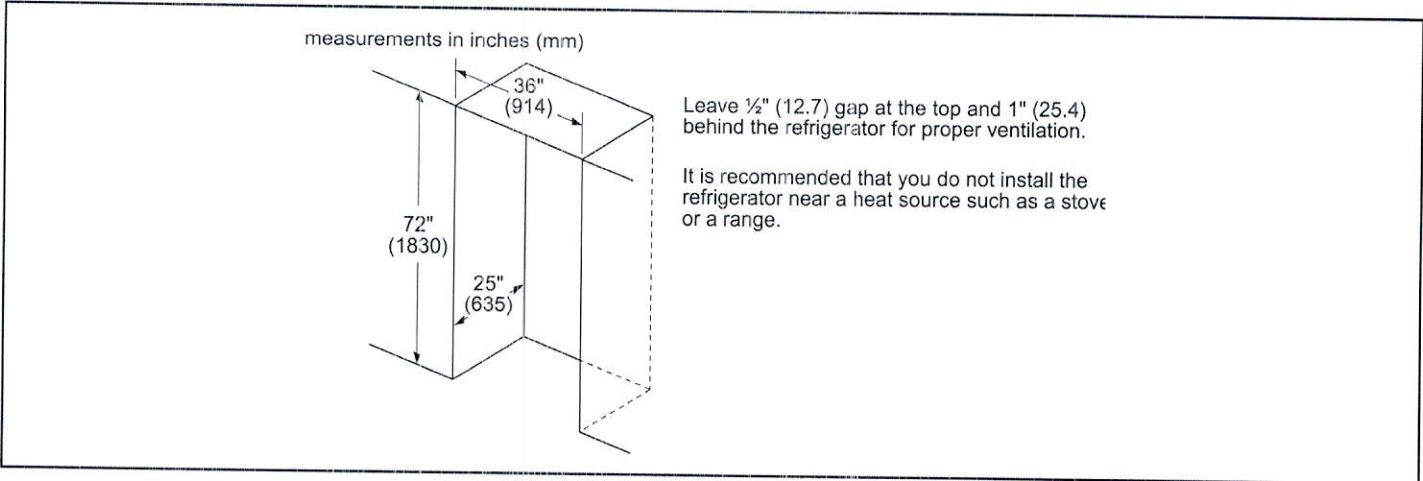
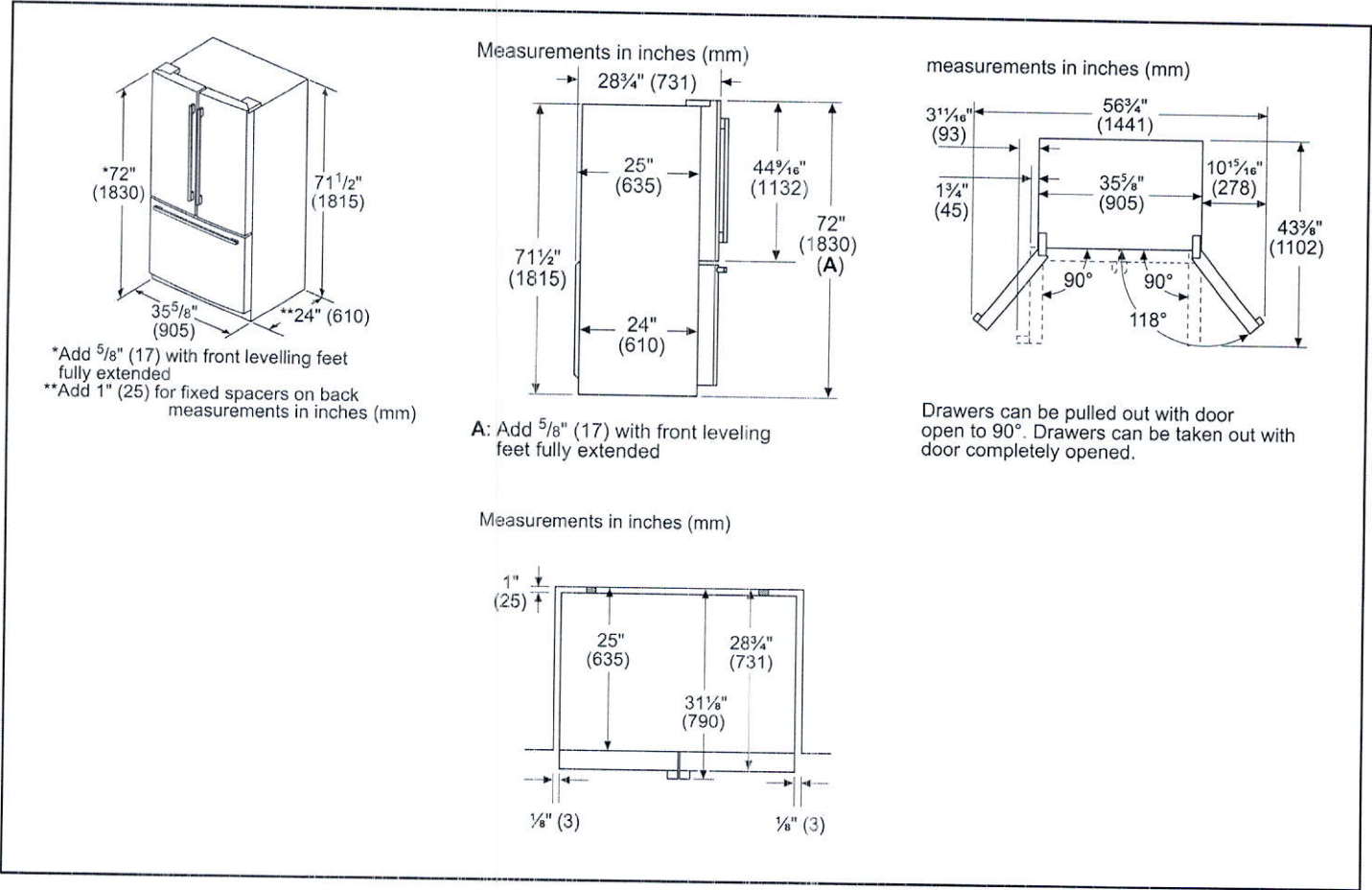
Accessories: To purchase Bosch accessories, cleaners & parts please visit www.bosch-home.com/us/store or call 1-800-944-2904 (Mon to Fri 5 am to 6 pm PST, Sat 6 am to 3 pm PST).
Notes: All height, width and depth dimensions are shown in inches. BSH reserves the absolute and unrestricted right to change product materials and specifications, at any time, without notice. Consult the product's installation instructions for final dimensional data and other details prior to making cutout.
Warranties: Please see Use & Care manual or Bosch website for statement of limited warranty.
For more information on our entire line of products, go to www.bosch-home.com/us or call 1-800-944-2904
© BSH Home Appliances Corporation. All rights reserved. Bosch is a registered trademark of Robert Bosch GmbH.

36" Counter-Depth 3-Door Refrigerator

800 Series – Stainless Steel B36CT80SNS



Installation Details



Accessories: To purchase Bosch accessories, cleaners & parts please visit www.bosch-home.com/us/store or call 1-800-944-2904 (Mon to Fri 5 am to 6 pm PST, Sat 6 am to 3 pm PST).

Notes: All height, width and depth dimensions are shown in inches. BSH reserves the absolute and unrestricted right to change product materials and specifications, at any time, without notice. Consult the product's installation instructions for final dimensional data and other details prior to making cutout.


Warranties: Please see Use & Care manual or Bosch website for statement of limited warranty.

For more information on our entire line of products, go to www.bosch-home.com/us or call 1-800-944-2904

© BSH Home Appliances Corporation. All rights reserved. Bosch is a registered trademark of Robert Bosch GmbH.

24" Bar Handle Dishwasher

800 Series – Stainless Steel SHXM98W75N



SHXM98W75N
Stainless Steel

The MyWay® 3rd rack easily fits larger & deeper items like cereal bowls, freeing up extra space for pots & pans in the bottom rack.

Features & Benefits

39 dBA: dishwasher runs quietly so your kitchen conversations aren't interrupted.



Touch Control Technology allows for quick cycle programming.

EasyGlide™ rack provides a smooth glide for easier loading & unloading.

The AquaStop® leak protection system contains leaks through a precisely engineered system. If a leak occurs, the system contains it by shutting down operation and pumping out water. So you have the ultimate peace of mind whether you are away or at home.

*Certification to NSF/ANSI Standard 184 for residential dishwashers
**September 2020 running production change to remove adhesive routing clips for power cord. These clips and the edge protector are now included in the dishwasher accessory kit # SMZEPCC1UC.

General Properties	
Number of wash cycles	6
Number of options	6
dBA	39
Drying System	PureDry
Third rack	MyWay® Rack
Rack adjustability	Rackmatic®
Tub material	Stainless Steel
Control type	Touch Control
Concealed heating element	Yes
Leak protection system	24/7 AquaStop®
NSF®-certified* sanitize option	Yes
Water softener	No
Five-level wash	Yes
ChildLock	No
Special features	InfoLight®, Extra Dry Option
Efficiency	
Water usage per cycle	2.9
Energy efficiency class	Tier 1
ENERGY STAR® qualified	Yes
Total annual energy consumption (kWh)	269
Total annual water consumption (g)	623.5
Capacity	
Number of place settings	16



Technical Details	
Watts (W)	1440 W
Current (A)	12 Amps
Volts (V)	120 V
Frequency (Hz)	60 Hz
Power cord full length	67"
Power cord install length from edge of unit when facing the door (in)**	Left – 45" Right – 56"
Minimum water pressure (lb/sin)	14
Length outlet hose (in)	79"
Dimensions & Weight	
Overall appliance dimensions (HxWxD) (in)	33 7/8" x 23 9/16" x 23 3/4"
Required cutout size (HxWxD) (in)	33 7/8" x 23 5/8" x 24"
Adjustable feet	Yes
Net weight (lbs)	105 lbs
Accessories—Optional	
Drain Hose Extension Kit	SGZ1010UC
Dishwasher Accessory Kit	SMZ5000
Anti-Tarnish Silverware Cassette	SMZ5002UC
Junction Box	SMZPCJB1UC
Bosch Dishwasher Water Supply Hose	SMZSH002UC
MyWay® Large Cutlery Insert	SMZ5400
Flexible 3rd Rack	SMZCD200UC
Edge Protector + Power Cord Clip Install Kit	SMZEPCC1UC

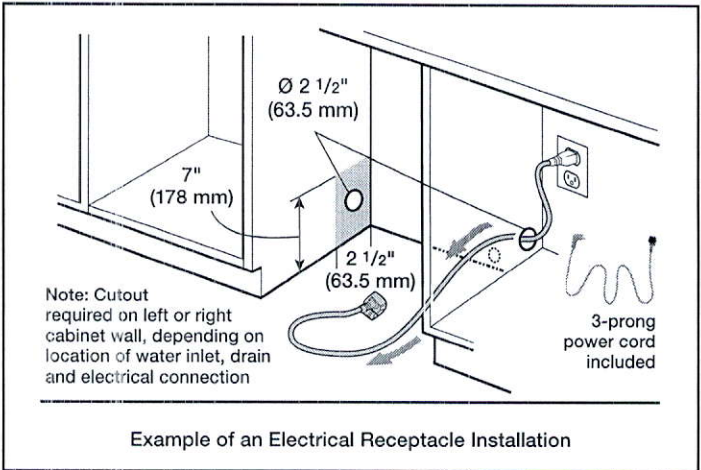
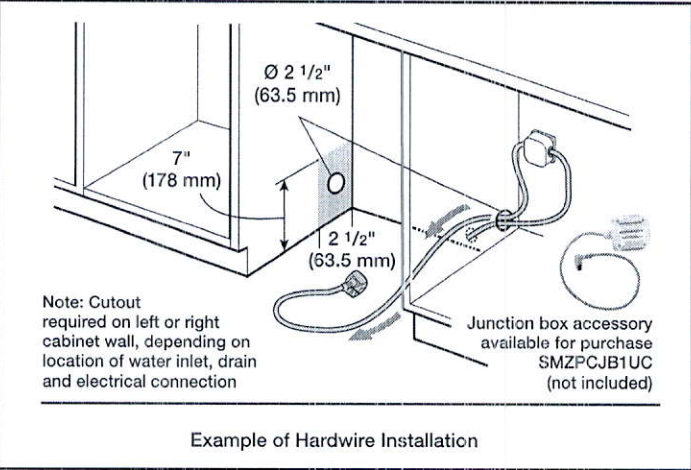
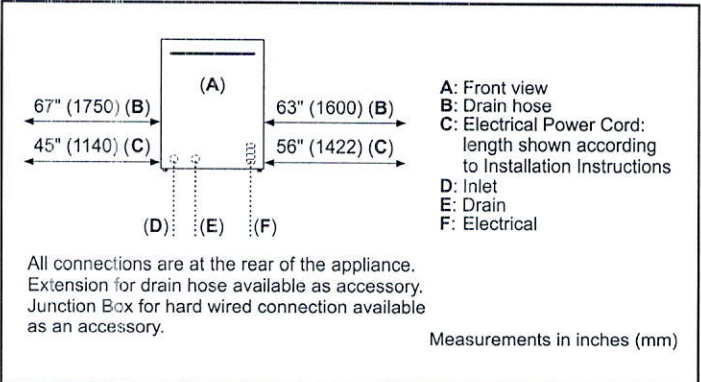
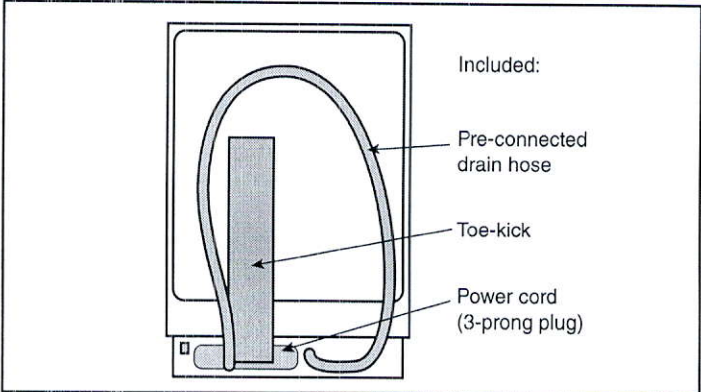
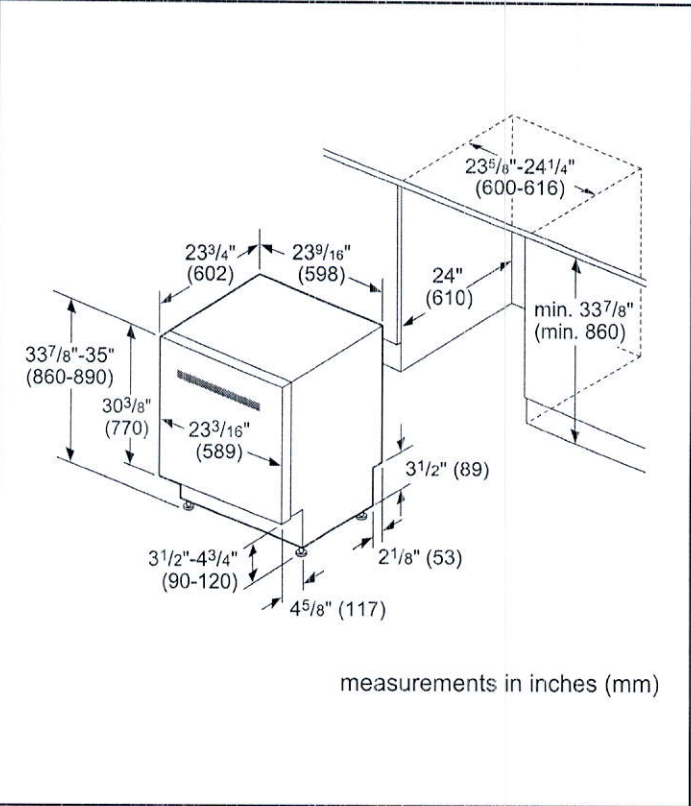
Accessories: To purchase Bosch accessories, cleaners & parts please call 1-800-944-2904 (Mon to Fri 5 am to 6 pm PST, Sat 6 am to 3 pm PST).
Notes: All height, width and depth dimensions are shown in inches. BSH reserves the absolute and unrestricted right to change product materials and specifications, at any time, without notice. Consult the product's installation instructions for final dimensional data and other details prior to making cutout.
Warranties: Please see Use & Care manual or Bosch website for statement of limited warranty.
For more information on our entire line of products, go to www.bosch-home.ca or call 1-800-944-2904
© BSH Home Appliances Corporation. All rights reserved. Bosch is a registered trademark of Robert Bosch GmbH.

24" Bar Handle Dishwasher

800 Series – Stainless Steel SHXM98W75N



Installation Details



Accessories: To purchase Bosch accessories, cleaners & parts please call 1-800-944-2904 (Mon to Fri 5 am to 6 pm PST, Sat 6 am to 3 pm PST).

Notes: All height, width and depth dimensions are shown in inches. BSH reserves the absolute and unrestricted right to change product materials and specifications, at any time, without notice. Consult the product's installation instructions for final dimensional data and other details prior to making cutout.

Warranties: Please see Use & Care manual or Bosch website for statement of limited warranty.

For more information on our entire line of products, go to www.bosch-home.ca or call 1-800-944-2904

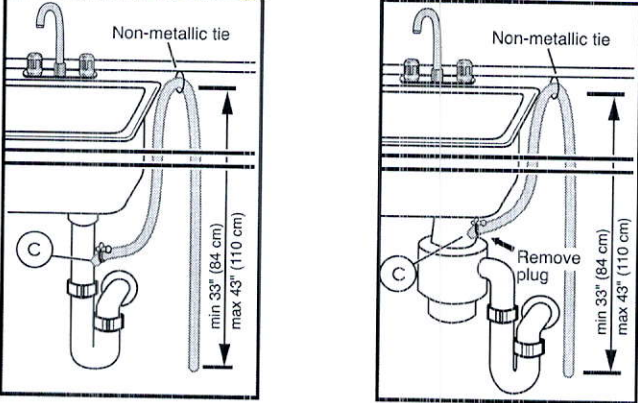
© BSH Home Appliances Corporation. All rights reserved. Bosch is a registered trademark of Robert Bosch GmbH.

24" Bar Handle Dishwasher

800 Series – Stainless Steel SHXM98W75N



Installation Details



Note: Plumbing installations will vary - refer to local codes. Drain hose included is 79" (201 cm) and can be extended to a maximum of 155 3/4" (396 cm).

Always use the approved drain hose extension kit (SGZ1010UC).

Ensure a portion of the drain hose is raised between min. 33" (84 cm) and max. 43" (110 cm) above the cabinet floor.


Accessories: To purchase Bosch accessories, cleaners & parts please call 1-800-944-2904 (Mon to Fri 5 am to 6 pm PST, Sat 6 am to 3 pm PST).

Notes: All height, width and depth dimensions are shown in inches. BSH reserves the absolute and unrestricted right to change product materials and specifications, at any time, without notice. Consult the product's installation instructions for final dimensional data and other details prior to making cutout.



Warranties: Please see Use & Care manual or Bosch website for statement of limited warranty.

For more information on our entire line of products, go to www.bosch-home.ca or call 1-800-944-2904

© BSH Home Appliances Corporation. All rights reserved. Bosch is a registered trademark of Robert Bosch GmbH.



XOU15WGS_
UNDERCOUNTER WINE COOLER
SINGLE ZONE



Zero clearance hinges
for a flush installation

Fully extending telescoping
racks cushion your bottles

Intuitive digital touch controls

Secure door lock

15" UNDERCOUNTER WINE COOLER

Keep 34 bottles close at hand and ready to serve at 41° to 64°F.

This elegant, efficient wine storage and serving center is the perfect choice for convenient entertaining. At only 15" wide and designed to install flush with your cabinetry, this quiet and efficient wine cooler will prove to be the ideal choice for entertaining or just relaxing.

When it is all about the wine - it is all about XO.

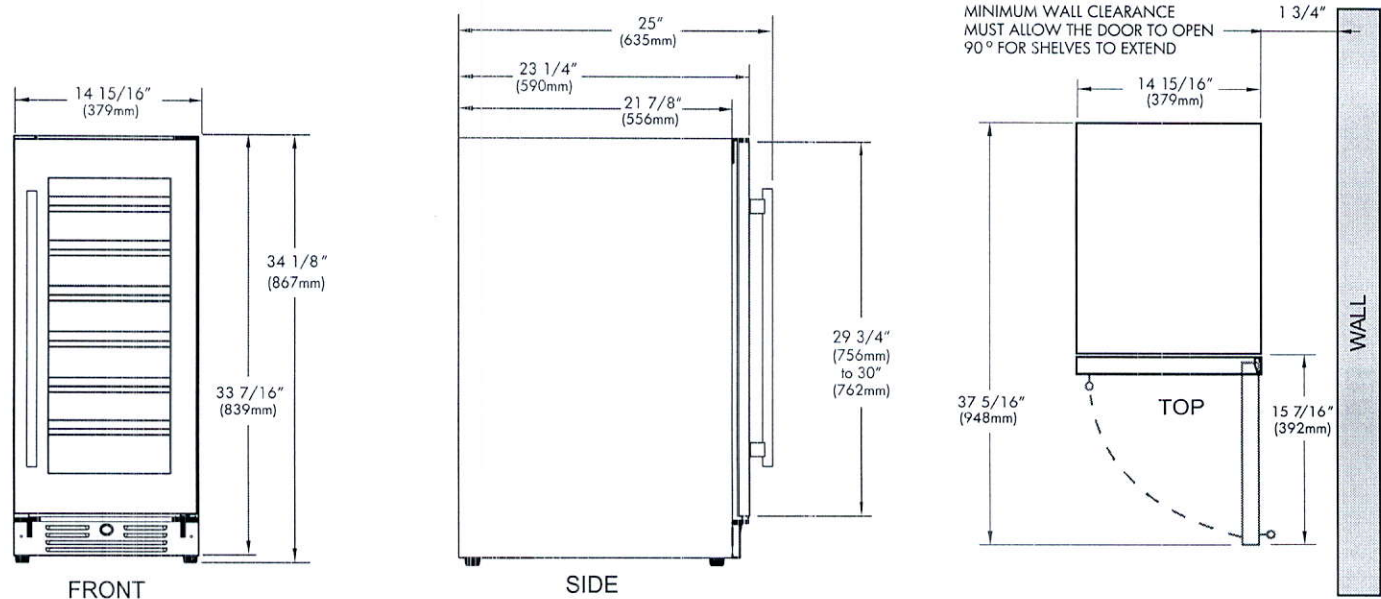
WORLD CLASS SERVICE | COMPREHENSIVE WARRANTIES
OUR LASTING COMMITMENT TO YOU



XOU15WGS_*

15" SINGLE ZONE
WINE COOLER

*Specify R for right hand hinge - or - L for left hand hinge



FEATURES

SPECIFICATIONS

CAPACITY

Full extension smooth glide racks hold:
(34) 750ml bottles at 41° to 64° F

FEATURES

- Zero clearance hinges for flush integration*
- Secure door lock
- Non-reversible door - specify right or left hinge
- Library quiet 39 dBA operation
- Elegant tri-color interior illumination
- Intuitive digital touch controls
- 6 1/2' Power Cord with low profile 90° flat plug
- Low E Glass blocks harmful UV light
- Alarm Functions
- Energy Saver and Sabbath Mode

* Note: zero clearance hinges are visible just above and below the door panel

ELECTRICAL 120V 60HZ 4.35 AMP*

DIMENSIONS H 34 1/8"
W 14 15/16"
D 23 1/4"

ROUGH IN H 34 1/4" min
W 15"
D 24"

REFRIGERANT R600A



XO the next level
in luxury appliances

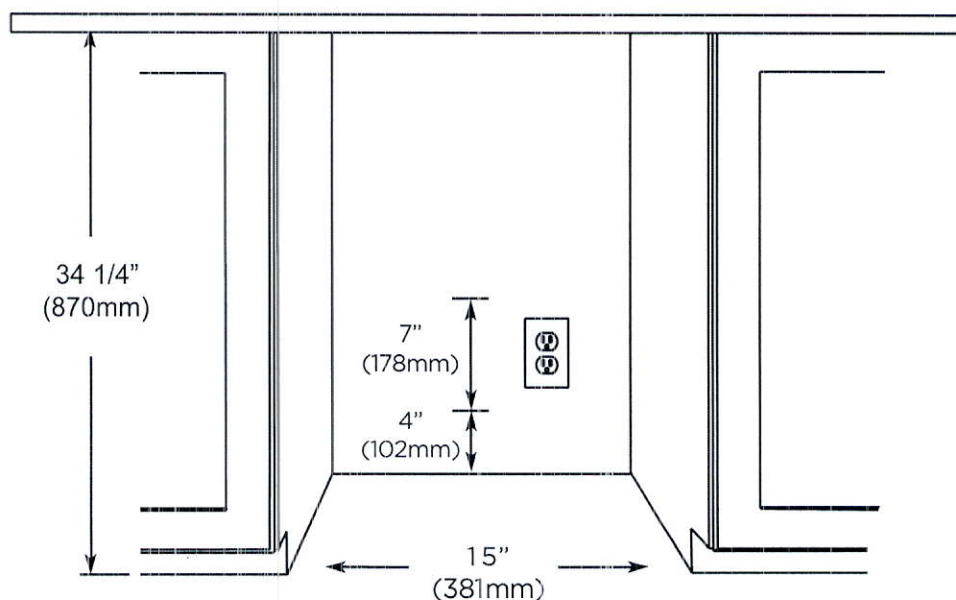
xoappliance.com | 800.966.8300

XO is exclusively distributed by
EASTERN MARKETING CORP.
24 Eisenhower Parkway
Roseland, NJ 07068


XOU15WGS_

15" SINGLE ZONE
WINE COOLER

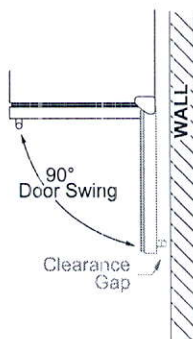
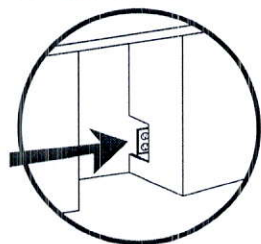
ROUGH IN DIMENSIONS



ALL XO UNDERCOUNTER
UNITS ARRIVE PRE-WIRED
WITH LOW PROFILE PLUGS
FOR EASY INSTALLATION



NEED MORE SPACE -
CUT INTO AN ADJOINING
CABINET TO REACH AN
OUTLET THERE



WHEN INSTALLING WITH
THE HINGE SIDE NEXT TO A WALL -
LEAVE 1-3/4" CLEARANCE GAP FOR
CABINET HANDLES

DOOR MUST BE ABLE TO OPEN
A MINIMUM OF 90°.

THE DOOR STOP IS SET AT 110°
BUT CAN BE RESET TO 90° OR 140°.

IF THE DOOR CANNOT OPEN FULLY
YOU CANNOT EXTEND THE SHELVES.

CONSULT THE MANUAL FOR
INSTRUCTIONS ON CHANGING
THE DOOR STOP SETTING.

XO the next level
in luxury appliances

xoappliance.com | 800.966.8300