

<b>GREENYORK HOMES</b>	<b>DATE:</b> JULY 24 <sup>TH</sup> 2020
<b>PROJECT:</b> 18 DENHAM, RICHMOND HILL (CARLO B.)	<b>REVISED:</b> 22SEP20
<b>MODEL:</b> AVIGNON 3	<b>SITE SUPER:</b> MIKE B (647) 212 2344
<b>SQ FOOTAGE:</b> 8,505 SQ FT.	

APPLIANCE SCHEDULE						
1 <sup>ST</sup> FLOOR						
LOCATION	TYPE	QTY	DESCRIPTION	SUPPLIER	ROUGH IN	NOTES
KITCHEN	FRIDGE	1	SUBZERO STAINLESS STEEL 36” OVEN/UNDER STAINLESS REFRIGERATOR WITH TUBULAR HANDLE #BI-36U/S/TH	APPLIANCE CANADA		
	OVEN (BUILT IN)	1	30” M SERIES TRANSITIONAL SPEED OVEN MODEL # SPO30TM/S/TH			
	STOVE	1	WOLF STAINLESS STEEL 36” GAS RANGE WITH 6 BURNERS #GR366			
	STOVE HOOD	1	SIRIUS STAINLESS PRO VENTILIATION 36” CHIMNEY HOOD #SU5436X		SIRIUS CHIMNEY EXTENSION FLUEEXTSU54	
	DISHWASHER	1	ASKO STAINLESS STEEL 24” BUILT IN DISHWASHER W INTEGRATED HANDLE #3DBI663IS			
2 <sup>ND</sup> FLOOR						
LAUNDRY	WASHER	1	WHIRLPOOL 5.2CU STEAM WASHER WW WFW6620HW	APPLIANCE CANADA	TJ48371 BRAIDED HOSE FOR LAUDRY	
	DRYER	1	WHIRLPOOL STEAM DRYER YWED6620HW			

<b>CONTACT:</b> JACK CELLI <b>OFFICE:</b> (4) 661 5329 <b>CELL:</b> (4) 737 6901 <b>EMAIL:</b> JCELLI@GREENPARK.COM	FOR ANY CONCERNS REGARDING THIS COLOUR CHART, PLEASE CONTACT DESIGN TEAM.
<b>ASSISTANT CONTACT:</b> ALEXANDRA AVERSA <b>OFFICE:</b> (4) 661 5329 <b>CELL:</b> (6) 338 9456 <b>EMAIL:</b> AAVERSA@GREENPARK.COM	

<b>GREENYORK HOMES</b>	<b>DATE:</b> JULY 24 <sup>TH</sup> 2020
<b>PROJECT:</b> 18 DENHAM, RICHMOND HILL (CARLO B.)	<b>REVISED:</b> 22SEP20
<b>MODEL:</b> AVIGNON 3	<b>SITE SUPER:</b> MIKE B (647) 212 2344
<b>SQ FOOTAGE:</b> 8,505 SQ FT.	

<b>APPLIANCE SCHEDULE</b>						
<b>BASEMENT</b>						
<b>LOCATION</b>	<b>TYPE</b>	<b>QTY</b>	<b>DESCRIPTION</b>	<b>SUPPLIER</b>	<b>ROUGH IN</b>	<b>NOTES</b>
<b>CHEF KITCHEN</b>	<b>FRIDGE</b>	<b>1</b>	<b>36" WIDTH BUILT IN FRIDGE SS KBBL306ESS</b>	<b>APPLIANCE CANADA</b>		
	<b>OVEN (BUILT IN)</b>	<b>1</b>	<b>30" SINGLE WALL OVEN KOSE500ESS</b>			
	<b>STOVE</b>	<b>1</b>	<b>30" GAS RANGE SS KFGC500JSS</b>			
	<b>STOVE HOOD</b>	<b>1</b>	<b>36" WALL MOUNT CANOPY HOOD KVWB406D</b>			
	<b>DISHWASHER</b>	<b>1</b>	<b>24" DISHWASHER KDPM604KPS</b>			
<b>NANNY SUITE W.I.C.</b>	<b>WASHER/DRYER COMBO</b>	<b>1</b>	<b>24" WHIRLPOOL LAUNDRY CENTER YWET402HW</b>			
<b>BAR</b>	<b>WINE FRIDGE</b>	<b>1</b>	<b>MARVEL WINE FRIDGE SS ML24WSG0RS</b>			

<b>CONTACT:</b> JACK CELLI <b>OFFICE:</b> (4) 661 5329 <b>CELL:</b> (4) 737 6901 <b>EMAIL:</b> JCELLI@GREENPARK.COM	FOR ANY CONCERNS REGARDING THIS COLOUR CHART, PLEASE CONTACT DESIGN TEAM.
<b>ASSISTANT CONTACT:</b> ALEXANDRA AVERSA <b>OFFICE:</b> (4) 661 5329 <b>CELL:</b> (6) 338 9456 <b>EMAIL:</b> AAVERSA@GREENPARK.COM	

BI-36U/S

36" CLASSIC OVER-AND-UNDER REFRIGERATOR/FREEZER



ADD-TO-COLLECTION

PRODUCT-DETAILS







GUIDES

BI-36U/S Quick Reference Guide - Standard Installation	PDF
Built-In Installation Guide	PDF
Sub-Zero Design Guide	PDF
Built-In Use and Care Guide	PDF
BI-36US BI-36UIDS Energy Guide	PDF
Sub-Zero Sabbath Mode Guide	PDF

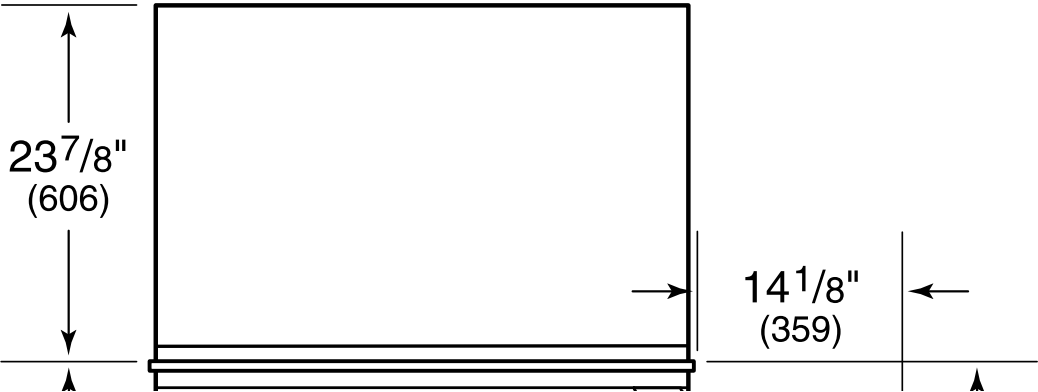
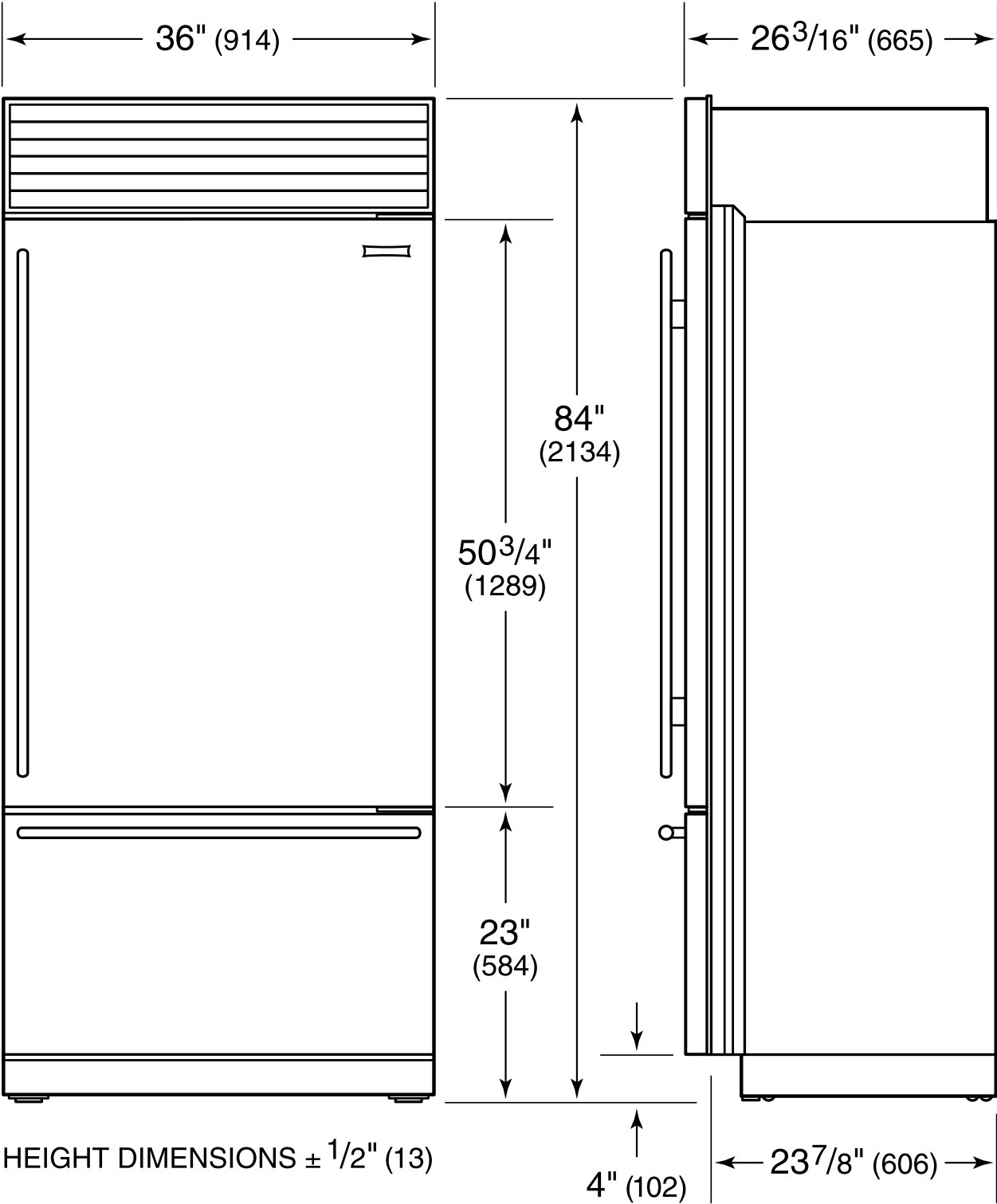
TECHNICAL-SPECIFICATIONS

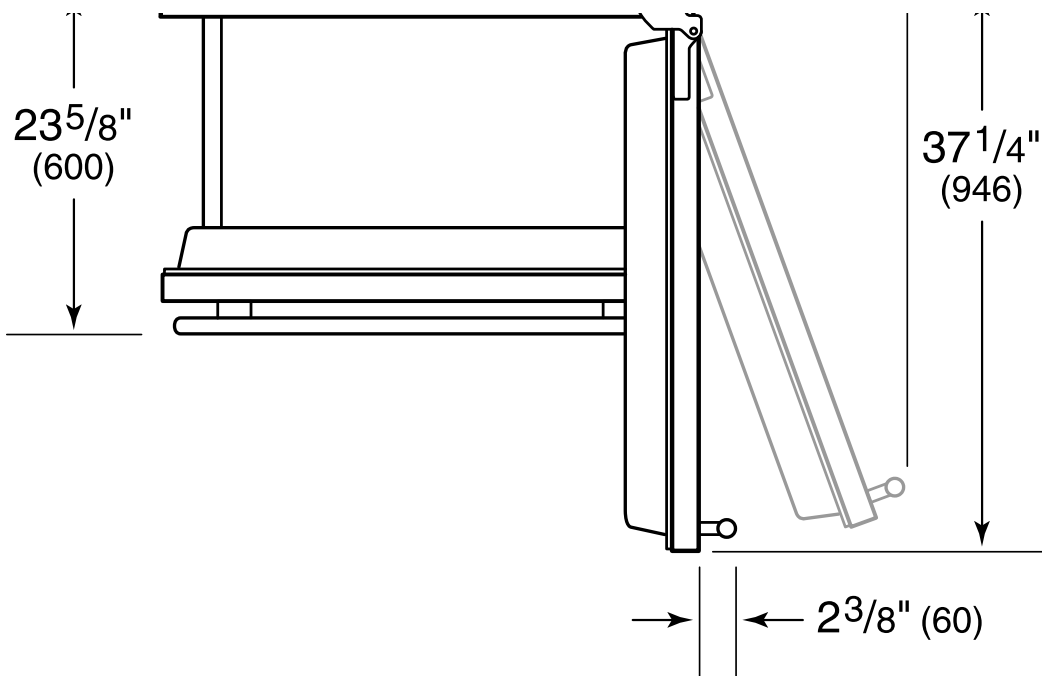
dimensions	36"W x 84"H x 24"D
door-clearance	37 1/4"
drawer-clearance	23 5/8"
weight	515 lbs
refrigerator-capacity	16.4 cu. ft.
freezer-capacity	5.3 cu. ft.
star-k-certified	

CAD LIBRARIES

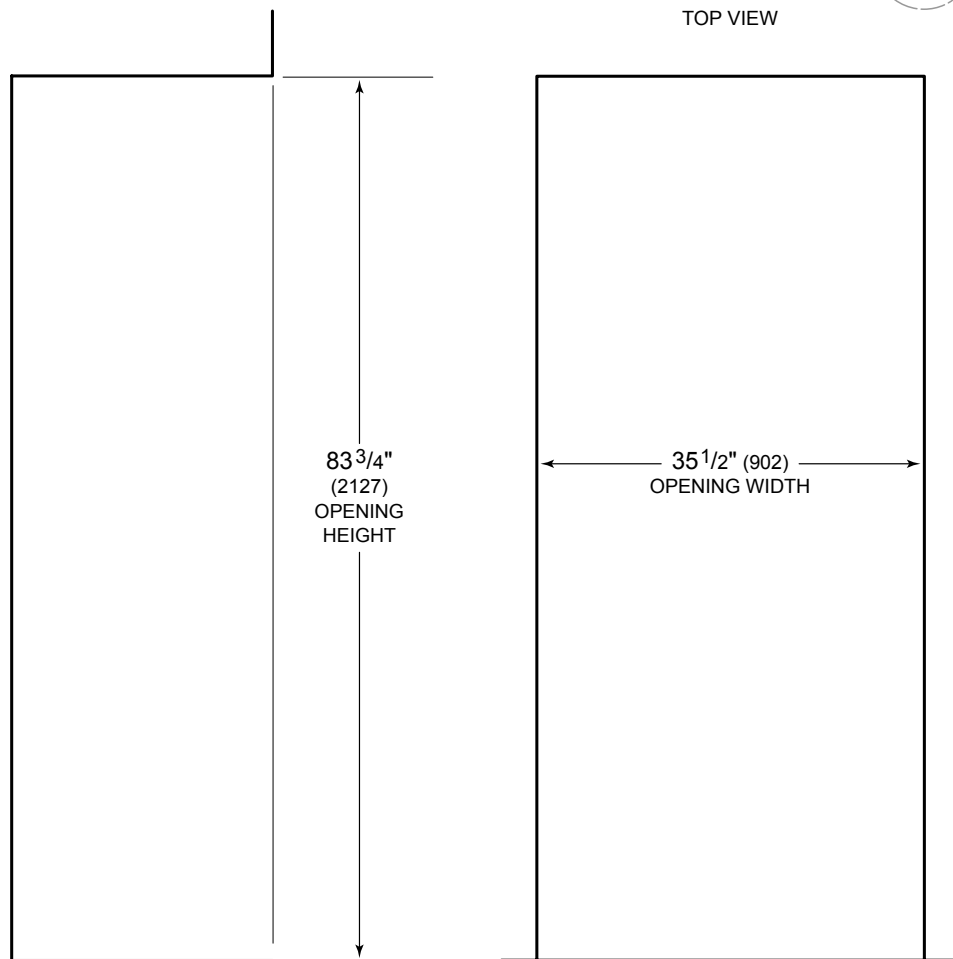
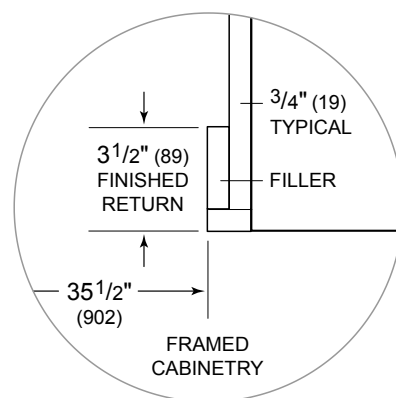
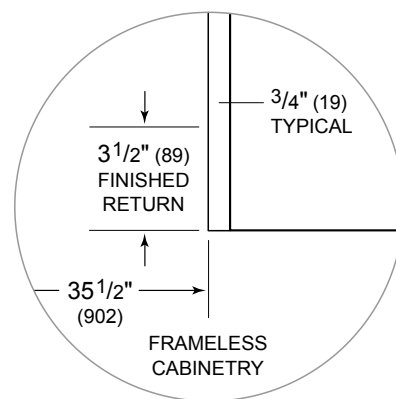
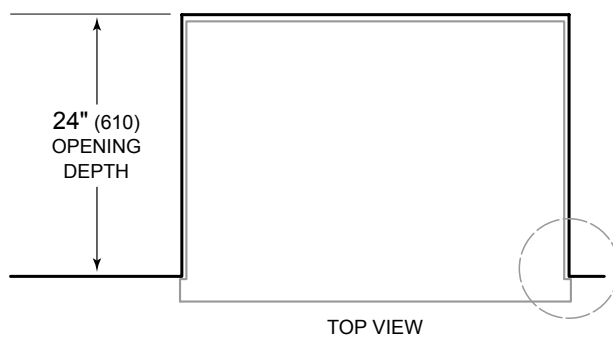
3D Studio Max (3DS)	 ZIP
3D AutoCad (DWG)	 ZIP
2D AutoCad (DWG)	 ZIP
AutoCad (DXF)	 ZIP
ArchiCad (GSM)	 ZIP
3D Studio Max (MAX)	 ZIP
Wavefront 3D (OBJ)	 ZIP
Revit Files (RFA)	 ZIP
SketchUp (SKP)	 ZIP
2020 Catalog - Updated 02.04.19	 ZIP

DIMENSIONS





# STANDARD-INSTALLATION



SIDE VIEW

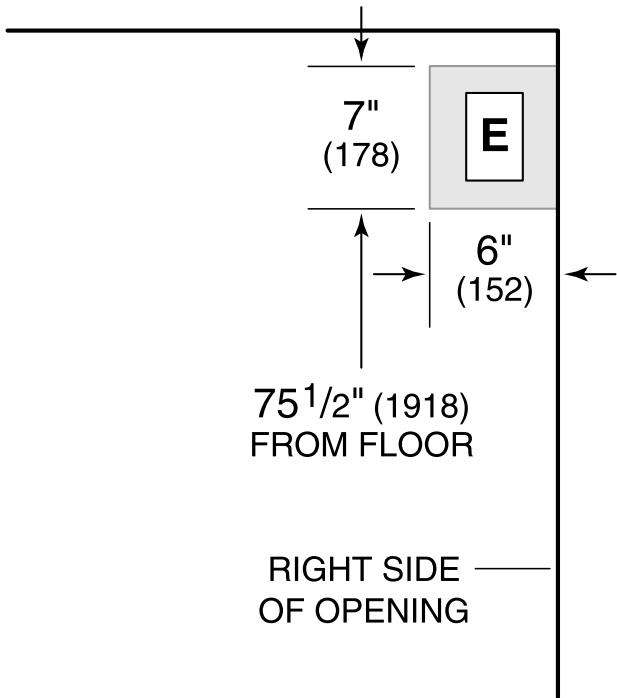
FRONT VIEW

NOTE: 3 1/2" (89) finished returns will be visible and should be finished to match cabinetry .  
Shaded line represents profile of unit.

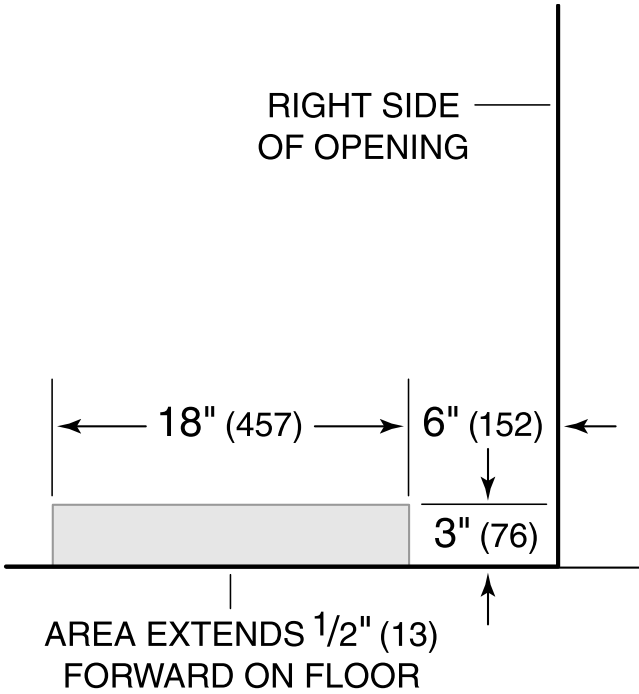
ELECTRICAL-REQUIREMENTS

electrical-supply	115 VAC, 60 Hz
electrical-service	15 amp dedicated circuit

electrical-location-illustration



plumbing-supply-illustration





MODEL-OPTIONS

BI-36U/S/PH-LH

BI-36U/S/PH-RH

BI-36U/S/TH-LH

BI-36U/S/TH-RH

FEATURE-OVERVIEW

- Rigorously tested to ensure decades of use
- Exceptional support from Madison, WI-based Customer Care team
- LED Lighting for brighter interior
- Dual refrigeration keeps food fresher longer
- Air purification system fights spoilage, odors
- Microprocessor control assures peak performance
- Crispers and deli drawers in low-temp, high-humidity zones for optimum freshness
- Over-and-under refrigerator/freezer storage
- Freshness cards for maximum food preservation
- Magnetic door seal system locks in cold air
- Water-filtration system for ice reduces contaminants, chlorine taste and odor
- Automatic ice maker with "max ice" feature
- Adjustable shelves for maximum convenience

REFRIGERATOR-SPECIFICATIONS

- 3 Adjustable glass shelves
- 1 Stationary glass shelf
- 1 High-humidity drawer with dividers
- 1 Storage drawer with dividers
- 2 Adjustable door shelves
- 1 Stationary door shelf
- Adjustable dairy compartment

FREEZER-SPECIFICATIONS

- Full-extension roll-out freezer drawer
- Two-tier wire storage baskets
- Automatic ice maker

ACCESSORIES

- Grilles for 83" or 88" finished height (84" is standard)
- Dual Installation Kit with Dual Wide Grille
- Built-In Stainless Steel Pro Louvered Grilles

INTERIOR-VIEW



# SPO30TM/S/TH






## 30" M SERIES TRANSITIONAL SPEED OVEN



ADD-TO-COLLECTION

PRODUCT-DETAILS

### GUIDES

SPO30TM Quick Reference Guide-Standard Installation	 PDF
SPO30TM Quick Reference Guide-Flush Installation	 PDF
Speed Oven Installation Guide	 PDF
Wolf Design Guide	 PDF
Speed Oven Use and Care Guide	 PDF

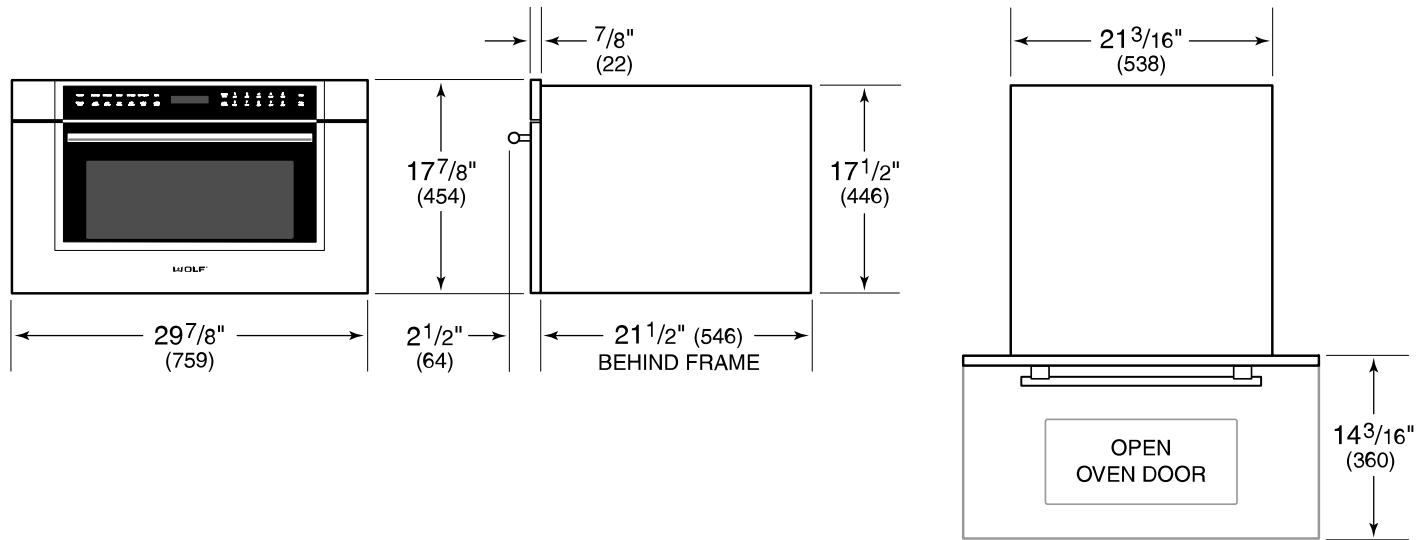
### TECHNICAL-SPECIFICATIONS

dimensions	29 7/8"W x 17 7/8"H x 21 1/2"D
door-clearance	14 3/16"
weight	80 lbs

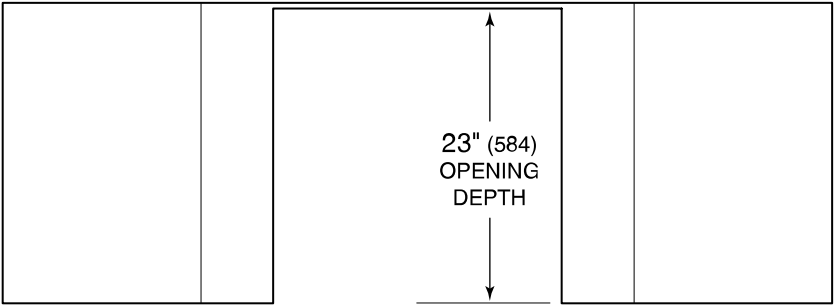
### CAD LIBRARIES

2020 Catalog - Updated 02.04.19	 ZIP
---------------------------------	---

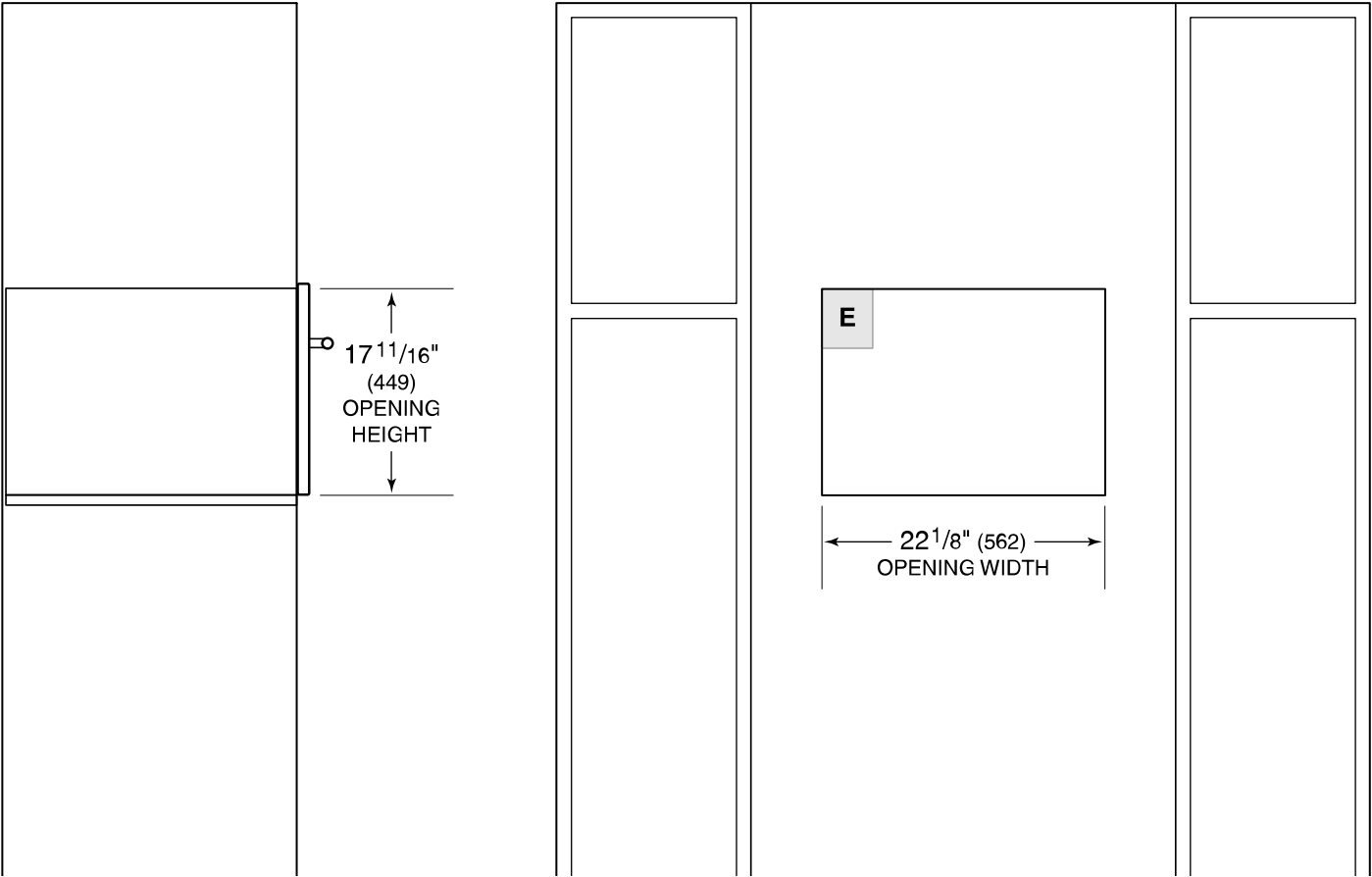
DIMENSIONS



STANDARD-INSTALLATION



TOP VIEW





SIDE VIEW



FRONT VIEW

*NOTE: 24" (610) and 30" (762) models require the same opening dimensions.*

MODEL-OPTIONS

SPO30TM/S/TH

FEATURE-OVERVIEW

- Rigorously tested for decades of use
- Exceptional support from our Customer Care team in Madison
- Combines microwave, convection, and broil technologies to provide all-in-one oven versatility
- Assures predictably delicious results with 10 microwave power levels, convenient quick-start modes, and an intuitive Gourmet mode
- Provides more cooking power than a traditional microwave with the help of convection and broil
- Fits a 9-by-13 pan in the 1.6 cubic feet, stainless-steel interior
- Frees up counter space with efficient drop-down door design
- Micro Bake and Micro Roast modes reduce or completely eliminate preheat times
- Coordinates with other Wolf built-in ovens and appliances with various handle and trim options

GR364C

36" GAS RANGE - 4 BURNERS AND INFRARED CHARBROILER



ADD-TO-COLLECTION

PRODUCT-DETAILS









GUIDES

GR364C Quick Reference Guide	PDF
Gas Range Installation Guide	PDF
Wolf Design Guide	PDF
Gas Range Use and Care Guide	PDF
Gas Range Placard	PDF
Wolf Sabbath Mode Guide	PDF

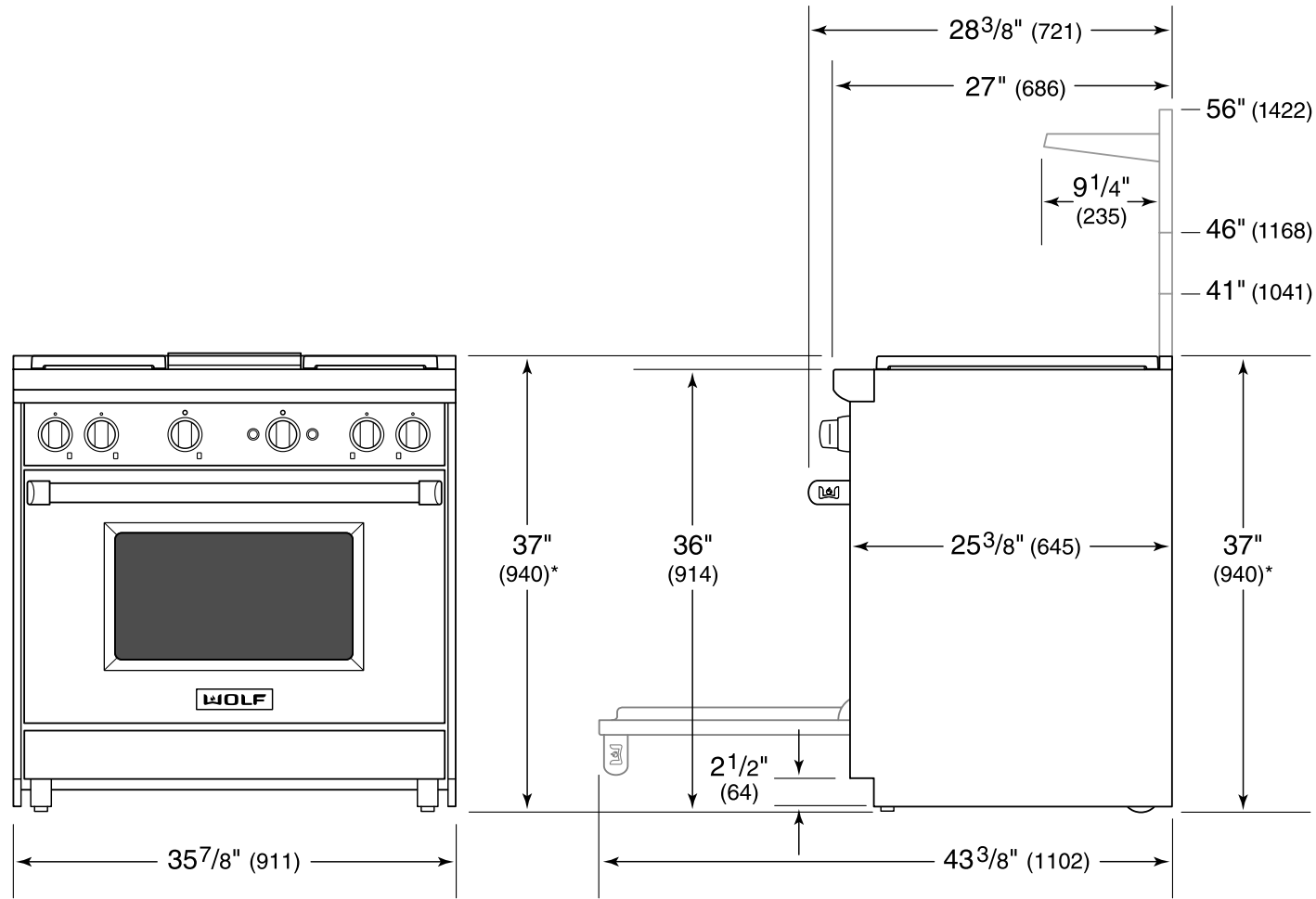
TECHNICAL-SPECIFICATIONS

dimensions	35 7/8"W x 37"H x 28 3/8"D
oven- 1-interior-dimensions	30"W x 18 5/8"H x 17"D
oven- 1-usable-capacity	3.7 cu. ft.
oven- 1-overall-capacity	5.5 cu. ft.
door-clearance	19 1/2"
weight	470 lbs
star-k-certified	

CAD LIBRARIES

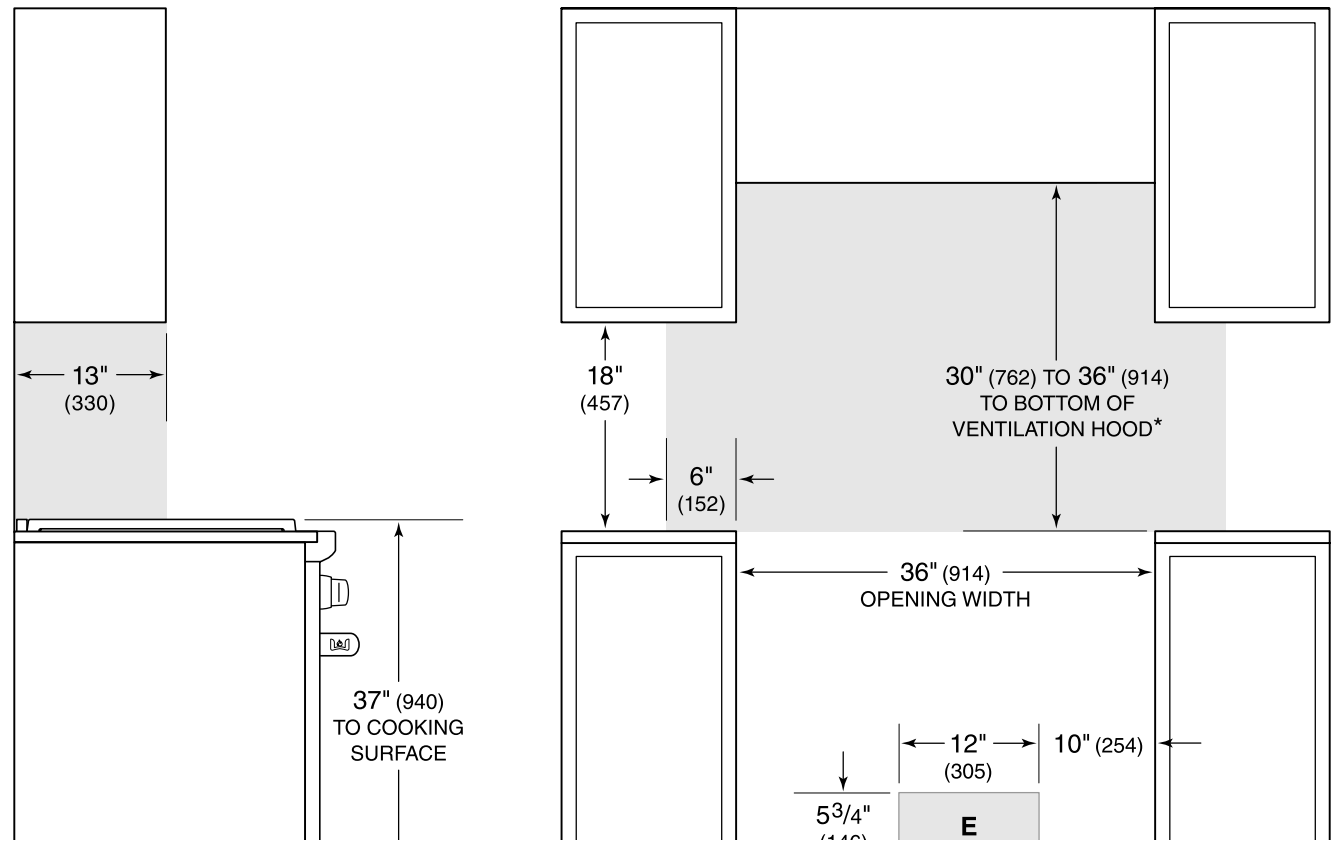
3D Studio Max (3DS)	 ZIP
3D AutoCad (DWG)	 ZIP
2D AutoCad (DWG)	 ZIP
AutoCad (DXF)	 ZIP
ArchiCad (GSM)	 ZIP
3D Studio Max (MAX)	 ZIP
Wavefront 3D (OBJ)	 ZIP
Revit Files (RFA)	 ZIP
SketchUp (SKP)	 ZIP
2020 Catalog - Updated 02.04.19	 ZIP

DIMENSIONS

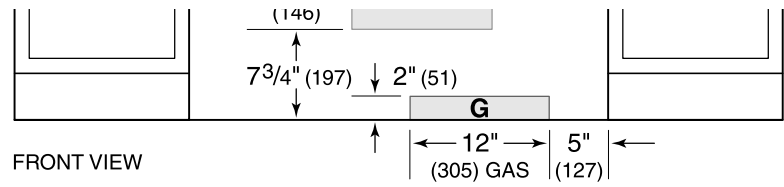
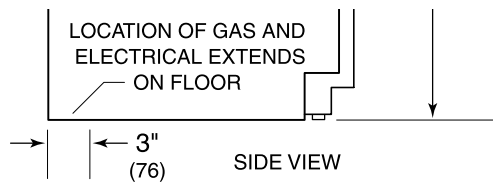


\*37" (940) MIN TO 38" (965) MAX.

STANDARD-INSTALLATION







*\*Without ventilation hood, 42" (1067) minimum clearance countertop to combustible materials, charbroiler requires non-combustible materials.*

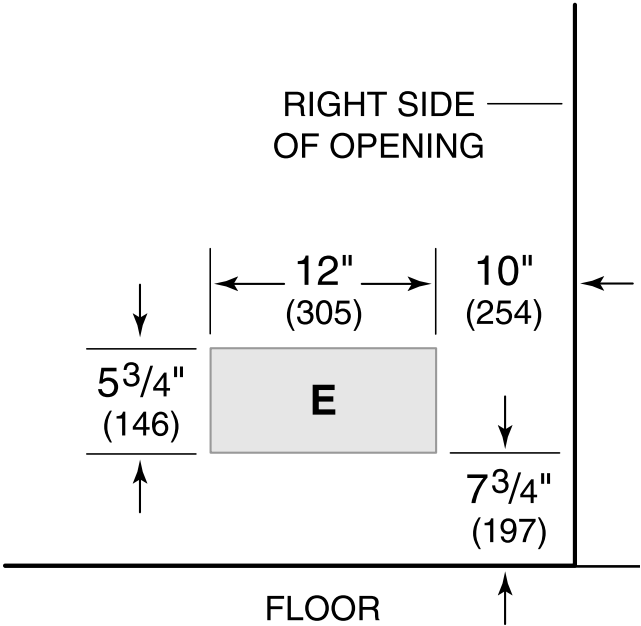
*NOTE: Shaded area above countertop indicates minimum clearance to combustible surfaces, combustible materials cannot be located within this area.*

*For island installation, 12" (305) minimum clearance back of range to combustible rear wall above countertop.*

ELECTRICAL-REQUIREMENTS

electrical-supply	110/120 VAC, 50/60 Hz
electrical-service	15 amp dedicated circuit

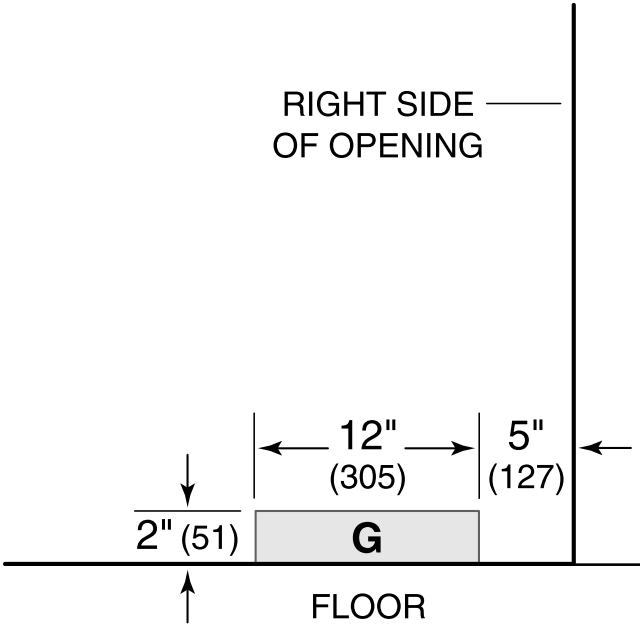
electrical-location-illustration



GAS-REQUIREMENTS

gas-supply	3/4" ID line
gas-inlet	1/2" NPT female

gas-supply-illustration



MODEL-OPTIONS


GR364C

GR364C-LP

FEATURE-OVERVIEW

- Rigorously tested for decades of use
- Exceptional support from our Customer Care team in Madison
- Dual-stacked, sealed burners for higher highs, lower lows
- Heavy-gauge stainless steel
- Signature red infinite control knobs
- Continuous cast-iron grates for easy movement of pots and pans
- Spark ignition system re-ignites if flame goes out
- Adjustable legs for stability, plus rear casters
- Convection oven for faster, more consistent cooking
- Infrared broiler inside oven sears quickly and evenly
- 4 dual-stacked burners plus 16,000 Btu infrared charbroiler

TOP-CONFIGURATION



## **RANGETOP-SPECIFICATIONS**

1 - 9,200 Btu Burner

3 - 15,000 Btu Burners

16,000 Btu Charbroiler

## **ACCESSORIES**

Stainless steel, brass or chrome bezels

High altitude conversion kit

Signature red, black or stainless steel control knobs

5" and 10" stainless steel risers, and 20" riser with shelf



HOME (/) > Pro Series (/ca/professional-series-ca) > SU 54



([http://www.siriuscappes.com/thumbs/fs/ImmaginiCANADA/Professional Series/SU54/SU54web-1.jpg/38ac1870e2220da20f36a9a5c3a94e59.jpg](http://www.siriuscappes.com/thumbs/fs/ImmaginiCANADA/Professional%20Series/SU54/SU54web-1.jpg/38ac1870e2220da20f36a9a5c3a94e59.jpg))

SU 54

**Code**  
SU5430X  
SU5436X  
SU5442X  
SU5448X

**Motor:**  
Dual motor: EBM 1100 CFM for SU54 36" 42" 48" version  
One motor: EBM 600 cfm for SU54 30" version  
Pressure: 800 Pa  
Noise level: 66 dBA/5.1 sones

**Lighting:**  
Led spot 2X2,1W in 30" version  
Led spot 2x2,1W in 36" version  
Led spot 3x2,1W in 42" version  
Led spot 4x2,1W in 48" version

**Control Panel:**  
Chromed 4 speed push-button + delay off timer + light switch

**Grease Filter:**  
Commercial style baffle filters

**Air Outlet:**  
8" round for SU54 36" 42" 48"  
6" round for SU54 30"

**Discharge:**  
Vertical

**Accessories**  
**Charcoal filters:**  
KF2 (Order 1 pc for 30" version and 2 pcs for 48" version) Cod. 60071099999  
KF7 (Order 2 pcs for 36"and 42" version) Cod. 60080477002  
**Air deviator:**  
Def S51 75005100105  
**Flue Extension:**  
Lower chimney extension h= 35"7/16 for a min/max height of 53"5/32 - 64"31/32 cod. 20001154886

ENERGY LABEL

<b>SU54</b>	
Dimensions	30"
Motor	on board
Drawing	Drawing ( <a href="http://www.siriuscappe">http://www.siriuscappe</a>
<b>SU54</b>	
Dimensions	36"-42"-48"
Motor	on board
Drawing	Drawing ( <a href="http://www.siriuscappe">http://www.siriuscappe</a>

# D5436SS

Turbo drying  
Number of place settings: 14  
Upper rack type: Premium  
Lower rack type: Premium lower basket  
Cutlery basket

## Upper basket functions

Tight mesh base  
Multi position wine shelf upper left  
Multi position wine glass shelf upper right  
Fixed pin rows  
Fixed glass support  
Wide knife stand  
Knife caddy  
Guide rails with ball bearings

## Lower basket functions

Tight mesh base  
Foldable/divisible pin rows lower basket back  
Cutlery basket

## Programs

Normal wash  
Heavy wash  
Quick wash  
Eco wash  
Rinse & hold  
Daily wash

## Options

Start delay : Continuous

## Cleaning systems

Number of spray zones: 8  
Number of spray arms: 2  
WideSpray™ - extra washing power for pots and pans  
SCS - Super Cleaning System™  
AquaLevel™ sensor  
Spray arms in stainless steel

## Drying system

Turbo Drying™

## Features

8 Stainless steel parts  
salt refill indicator  
Digital countdown indicator  
Audible signal for the end of washing cycle  
Hidden heater


## Water safety

Few sealing points outside the container  
Seam welded tank  
Waterproof external base  
Exterior float  
AquaDetect™ - water safety  
Stand by water protection  
Extra durable PEX inlet hose  
Max time water intake  
Sound alarm in case of leakage  
Anti block drain pump  
AquaSafe™

## Installation

Adjustable feet

EAN code: 3838942044717  
code: 484491



## General

Type: Dishwasher  
Installation type: Built-in  
Size: XL, 82 cm  
Display type: Touch Screen Display  
Number of programs: 8  
Noise level: 46 dB(A)  
Number of baskets: 2  
Max loading height upper basket: 230 mm  
Max loading height lower basket: 350 mm  
Number of place settings: 14  
EAN code: 3838942044717

## Dimensions and installation

Height: 820 mm  
Width: 596 mm  
Depth: 559 mm  
Packaging height: 890 mm  
Packaging width: 640 mm  
Packaging depth: 680 mm  
Length electrical cord: 1820 mm  
Length inlet hose: 1680 mm  
Length outlet hose: 2000 mm  
Weight net: 44 kg  
Weight gross: 47,3 kg

## Technical information

Voltage: 220-240 V  
Current: 10 amp

## Consumption

Energy consumption - tested program: 0,74 kWh  
Energy stars: 3,5  
Water stars: 4,5



< Shop Front Load Washers



## 5.2 cu. ft. I.E.C. Closet-Depth Front Load Wa

WFW6620HW

★★★★★ 4.5 (4) [Write a review](#)

**MSRP: \$1,449.99**

Colour: White



### Where to buy

WishList Compare



## Product Overview

### 5.2 cu. ft. I.E.C. Closet-Depth Front Load Washer with Load & Go™ XL Dispenser

Skip adding detergent to every load with a Whirlpool® closet-depth front load washing machine. The Load & Go™ XL dispenser holds enough laundry soap for 40 loads and automatically adds the right amount. Intuitive Controls let you create customized washing machine cycles, and the ENERGY STAR® certified front load washer will even help you save on your utility bills.



Features

Additional Features

5.2 cu. ft. I.E.C. Capacity


Wash over three baskets of clothing in a single load and finish laundry fast with 5.2 cu. ft. I.E.C. washer capacity that offers enough space to handle larger loads.

[View More](#) 

Customer Reviews

Specifications

Dimensions		
Capacity		4-1/2
Capacity IEC CAN		147.16 l, 5.2 cu. ft.
Depth		80.17 cm, 31-9/16 in
Depth With Door Open 90 Degree		143.51 cm, 56-1/2 in
Height		98.11 cm, 38-5/8 in
Minimum Height		98.11 cm, 38-5/8 in
Width		68.58 cm, 27.0 in
Appearance		
LCD Touch Screen		No
Window		Yes
Details		
Advanced Vibration Control™		No

<b>Automatic Load Size Sensing Technology</b>	Yes
<b>Dispense System</b>	Detergent, Fabric Softener & Bleach
<b>Drum Material</b>	Stainless Steel
<b>Eco Monitor/Efficiency Monitor</b>	No
<b>Fan Type</b>	No
<b>Internal Heater</b>	Yes
<b>Maximum Spin Speed</b>	1160
<b>Maytag Commercial Components</b>	No
<b>Motor Drive Type</b>	Direct Drive
<b>Out Of Balance Sensing</b>	Yes
<b>Water Factor</b>	3-1/5
Cycles and Options	
<b>Number Of Wash Cycles</b>	35
Certifications	
<b>CEE Tier</b>	Tier I
<b>Energy Star® Qualified</b>	ENERGY STAR® Qualified
<b>IWF</b>	3-1/5
<b>Prop 65</b>	 <b>CALIFORNIA RESIDENTS ONLY -</b> <b>WARNING:</b> Cancer and Reproductive Harm - <a href="http://www.P65Warnings.ca.gov">www.P65Warnings.ca.gov</a> .
Electrical	
<b>Power Cord Included</b>	Yes
Controls	
<b>Automatic Temperature Controls</b>	Yes
<b>Control Location</b>	Front
<b>LED Color</b>	Blue
Compatibility	
<b>Works With</b>	No
Features	
<b>Pedestal Options</b>	WFP2715HW

Stackable	Yes
-----------	-----

Options

Number Of Washer Options	9
--------------------------	---

EndecaProps

ProductOutletCategories	Laundry
-------------------------	---------

Exterior

Lid/Door Lock	Yes
Lid/Door Swing	Left

Modifiers

Number Of Rinse Options	2
Number Of Soil Levels	3
Number Of Spin Speeds	5
Pre Soak	Yes
Soil Selections	Light, Normal, Heavy
Spin Speed Selections	Fast, Extra Fast, Medium, Off, Slow
Temperature Selections	Cool, Cold, Warm, Extra Hot, Hot

Manuals & Guides

+


Where To Buy

—



Shop Electric Dryers

Mouse over to zoom




## 7.4 cu. ft. Front Load Electric Dryer with Ste

YWED6620HW

★★★★★ 4.8 (4) [Write a review](#)

**MSRP: \$1,149.99**

Colour: White



### Where to buy

WishList Compare



## Product Overview

### 7.4 cu. ft. Front Load Electric Dryer with Steam Cycles

Give your family's clothes the care they deserve with a front load electric dryer with the Wrinkle Shield™ Plus option with Steam. Advanced Moisture Sensing helps prevent overdrying by using three moisture sensors to end the cycle at just the right time. The ENERGY STAR® certified electric dryer even includes a Static Reduce option to help decrease static after drying.

Features

Additional Features

Steam Refresh Cycle

Release wrinkles and reduce odors with the Steam Refresh cycle. It uses water and heat to get clothes ready to wear without rewashing.

Wrinkle Shield™ Plus Option with Steam

Help keep wrinkles from setting into clean, dry fabrics. The Wrinkle Shield™ Plus option with Steam uses tumbling and steam for up to 150 minutes after the cycle ends or until you open the dryer door for improved wrinkle-fighting performance.

[View More](#) 

Customer Reviews

Specifications

Manuals & Guides

Where To Buy

COVID-19: The health and safety of our customers and team members is a top priority. [LEARN MORE](#)

By closing this message, you consent to our cookies on this device in accordance with our [Privacy Notice](#) unless you have disabled them.

CLOSE

**KitchenAid®**



Built-In Bottom Freezer



**20.9 Cu. Ft. 36" Width Built-In Design**

KBBL306ESS



4.5 (23) [Write a review](#)

**MSRP: \$10,499.99**

**Colour:** Stainless Steel



WHERE TO BUY

## Product Overview

# 20.9 CU. FT. 36" WIDTH BUILT-IN STAINLESS BOTTOM MOUNT REFRIGERATOR WITH PLATINUM INTERIOR DESIGN

This built-in bottom-mount refrigerator is as beautiful inside as it is outside. The Preserva® Food Care System features three technologies that work in concert to assure crisp produce and deliciously flavourful foods while helping to eliminate refrigerator odours. The exclusive Platinum Interior Design features glossy silver walls that harmonize with the metallic accents on shelves, crisper and baskets of this left-swing door refrigerator.

## Features

### Additional Features

#### **PRESERVA® FOOD CARE SYSTEM**

Two independent cooling systems provide a dedicated refrigeration unit to help keep food fresh longer, and a separate system for frozen food. The FreshFlow™ Air Filter helps minimize odours while the two Produce Preservers help delay over-ripening.

#### **PLATINUM INTERIOR DESIGN**

Provides a premium look with silver glossy walls that complement the metallic accents found inside the refrigerator.

[VIEW MORE](#) 

## Customer Reviews



## Specifications



COVID-19: The health and safety of our customers and team members is a top priority. [LEARN MORE](#)

By closing this message, you consent to our cookies on this device in accordance with our [Privacy Notice](#) unless you have disabled them.

CLOSE

**KitchenAid®**



## Single Wall Ovens



### 30" Single Wall Oven with E

KOSE500ESS

★★★★★ 4.5 (879) [Write](#)

**MSRP: \$3,499.99**

**Colour:** Stainless Steel



WHERE TO BUY

WishList

Compare





## Product Overview

# 30" SINGLE WALL OVEN WITH EVEN-HEAT™ TRUE CONVECTION

This 30" Single Wall Oven with Even-Heat™ True Convection provides consistent heating and even cooking. A unique bow-tie shaped design and convection fan helps ensure there're no burnt edges or undercooked centers. The Temperature Probe delivers accurate measurement of internal temperatures of meats, poultry, and casseroles without opening the oven door for perfectly cooked food. The oven's bold design details are the perfect balance of elegance and functionality.

## Features

---

### Additional Features

#### GLASS-TOUCH DISPLAY WITH CONTROL LOCK FUNCTION

Gives an intuitive glass touch screen experience that's easy to wipe clean.

#### SATINGLIDE™ ROLL-OUT EXTENSION RACK

Allows easy roll-out for loading and unloading and features an easy-grip handle, giving confidence to cook with large or heavy dishes.

[VIEW MORE](#) 

## Customer Reviews

---



## Specifications

---



## Manuals & Guides

---



COVID-19: The health and safety of our customers and team members is a top priority. [LEARN MORE](#)

By closing this message, you consent to our cookies on this device in accordance with our [Privacy Notice](#) unless you have disabled them.

CLOSE

**KitchenAid®**



## Freestanding Ranges



### KitchenAid® 30" Smart Com

KFGC500JSS



3.6 (12) [Write a review](#)

**MSRP: \$4,699.99**

**Colour:** Heritage Stainless Steel



WHERE TO BUY

WishList

Compare

Product Overview

# KITCHENAID® 30" SMART COMMERCIAL-STYLE GAS RANGE WITH 4 BURNERS

## Features

---



### Even-Heat™ True Convection

features a unique bow-tie design with heating element and fan that provide even airflow and consistent temperatures throughout the entire oven for crisp, flaky baked goods, juicy, evenly browned roasts and flavorful, caramelized vegetables.



### Two 20,000 BTU Ultra Power™ Dual-Flame Burners

give you precise control of powerful highs, steady lows and the wide range of temperatures in between. The versatile, dual-flame design lets you sear, sauté, simmer and sizzle, all on the same burner.



## Smart Appliance

lets you control the oven with your Google Assistant or an Alexa-enabled device to stay hands on or hands off. Use the KitchenAid™ App to preheat, proof, bake and roast, save custom cooking instructions for favorite recipes and more. Voice features available in U.S. only.

## Additional Features

### ONE 15,000 BTU BURNER

delivers the high-heat you need for successful searing, sautéing, stir-frying and quickly bringing large stock pots to a rolling boil.

### KITCHENAID® HANDLE MEDALLION KIT (SOLD SEPARATELY)

lets you change the color of your commercial-style range handle medallions to add a custom accent. Available in Silver, Dark Blue, Bronze, Black, Copper, Red, New Gold, and Mascarpone. Each kit includes two medallions and a 1/8" hex allen wrench for easy replacement (sold separately)

[VIEW MORE](#) 

## Customer Reviews

★★★★★ 3.6 | [12 Reviews](#)



**12**  
Reviews

**1**  
Question

**0**  
Answers

COVID-19: The health and safety of our customers and team members is a top priority. [LEARN MORE](#)

By closing this message, you consent to our cookies on this device in accordance with our [Privacy Notice](#) unless you have disabled them.

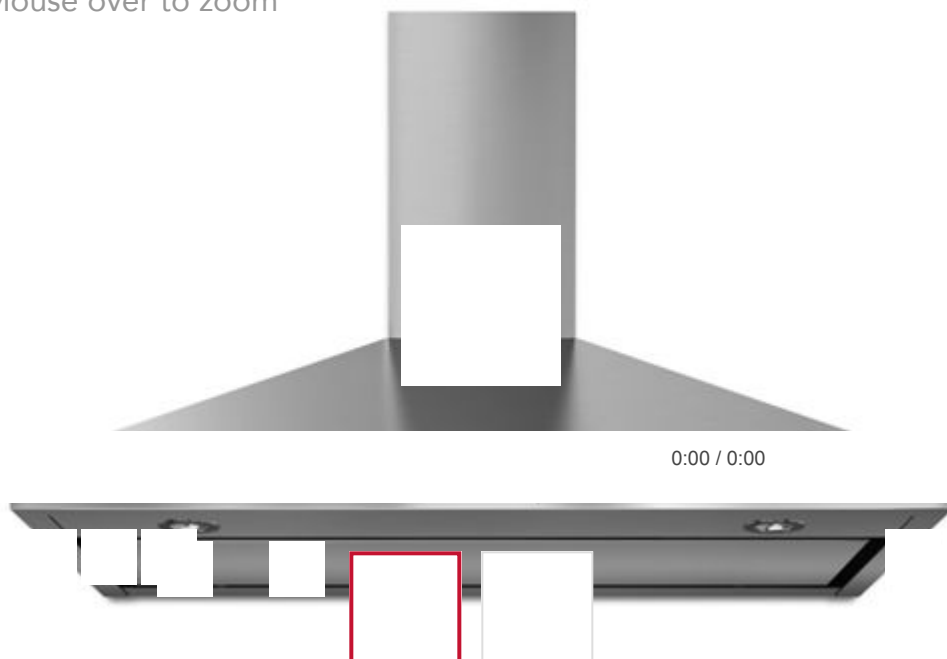
CLOSE

**KitchenAid®**



## Wall Mount Hoods and Vents

Mouse over to zoom



### 36" Wall-Mount, 3-Speed Canopy Hood

KVWB406DSS



4.0 (80) [Write a review](#)

**Colour:** Stainless Steel



WishList

Compare

# 36" WALL-MOUNT, 3-SPEED CANOPY HOOD

A premium feature of this 36-inch canopy hood is a perimeter ventilation system. This promotes efficiency by pulling air from the edges of the hood and allows it to handle up to a 65K total output with a 400 CFM motor. The perimeter design also allows the hood to operate quietly, even at higher speeds.

## Features

### Additional Features

#### 400 CFM/65K BTU THRESHOLD

Allows installation over any KitchenAid regular 36- or 30-inch range or cooktop, and some commercial-style cooking surfaces with outputs up to 65K BTU.

#### PERIMETER VENTILATION

Increases ventilation system efficiency by pulling air from the edges of the hood and speeding up the movement of air at the center, allowing it to efficiently handle up to a 65K BTU total output.

[VIEW MORE](#) 

## Customer Reviews

## Specifications

## Manuals & Guides

COVID-19: The health and safety of our customers and team members is a top priority. [LEARN MORE](#)

By closing this message, you consent to our cookies on this device in accordance with our [Privacy Notice](#) unless you have disabled them.

CLOSE

**KitchenAid®**



< Fully Integrated Console Dishwashers



### 44 dBA Dishwasher in PrintS

KDPM604KPS



4.7 (227) [Write a review](#)

**MSRP: \$1,699.99**

**Colour:** Stainless Steel with PrintShield™ Finish



WHERE TO BUY

♥ WishList

□ Compare



## Product Overview

# 44 DBA DISHWASHER IN PRINTSHIELD™ FINISH WITH FREEFLEX™ THIRD RACK

Keep up with the tools you use from prep to table with this dishwasher's three racks of versatile loading possibilities and complete wash coverage. The FreeFlex™ Third Rack fits glasses, mugs, bowls, silverware and cooking tools, freeing up room below for pots, plates and mixing bowls. Advanced Clean Water Wash System circulates clean water to dishes in all three racks, and the Fan-Enabled ProDry™ System provides thorough drying, so dishes come out ready for more enjoying.

## Features

---



### FreeFlex™ Third Rack

The largest third rack available has a deep, angled design that fits 6" glasses, mugs and bowls. It features rotating wash jets to clean items in the rack, a drying bar with tabs that help wick moisture off glasses and a removable utensil tray for cooking.





## Advanced Clean Water Wash System

Uses microfiltration to continuously remove food particles during the wash and rinse cycles and circulates clean water to dishes in all three racks. This allows dirty cookware and delicate glassware to be washed together in the same load.



## Fan-Enabled ProDry™ System

combines a heating element and fan for optimal drying performance. It circulates hot air around dishes after the wash cycle to give them a thorough dry. To activate, select the ProDry™ Option or Extended ProDry™ Option.

## Additional Features

### 44 DBA

provides quiet cleaning without compromising performance, so there's no need to wait to run a wash cycle while entertaining and enjoying meals, even in open concept kitchens.

### FOUR STEMWARE HOLDERS IN MIDDLE RACK

secure wine glasses along the side of the rack to prevent them from moving around during the wash cycle.

[VIEW MORE](#) 

## Customer Reviews



## Refinements

FEATURES	Third Level Rack
----------	------------------

## Dimensions

DEPTH	62.23 cm, 24-1/2 in
DEPTH CLOSED EXCLUDING HANDLES	62.23 cm, 24-1/2 in
DEPTH CLOSED INCLUDING HANDLES	62.23 cm, 24-1/2 in
DEPTH WITH DOOR OPEN 90 DEGREE	129.54 cm, 51.0 in
HEIGHT	80.01 cm, 31-1/2 in
NUMBER OF PLACE SETTINGS	16
WIDTH	60.64 cm, 23-7/8 in

## Configuration and Overview

DECIBEL LEVEL DBA	44
DISHWASHER TYPE	Built-In

## Controls

AUTOMATIC TEMPERATURE CONTROLS	Yes
CONTROL LOCATION	Top, Hidden
SENSOR	Yes

## Appearance

DOOR STYLE	Flat
HANDLE MATERIAL	Plastic

## Details

BUILT-IN WATER SOFTENER	No	
-------------------------	----	--

DISPENSER	Detergent and Rinse Aid
INTERIOR LIGHT	No
NUMBER OF RACKS	3
NUMBER OF WASH LEVELS	7.0
NUMBER OF WASHARMS	5
RACK MATERIAL	Nylon
RINSE AID DISPENSER LEVEL INDICATOR	Yes
TRUE HOLD DOOR	Yes
TUB MATERIAL	Stainless Steel
TUB STYLE	Built-in Tall Tub 24" "
WATER FILTRATION	Yes

## Features

---

SOUND PACKAGE	Yes
---------------	-----

## Cycles and Options

---

NUMBER OF WASH CYCLES	5
-----------------------	---

## Options

---

DISHWASHER OPTION SELECTIONS	Hi Temp Wash, Sani Rinse®, ProDry™, Extended ProDry, Top 2 Racks, 1-24 Hour Delay
------------------------------	---

## Lower Rack

---

CUSHION-TIP TINES	Yes
FOLD-DOWN TINES	1 Adjustable & 1 Fold Down
STYLE	Extended
UTILITY BASKET	No

## Silverware Basket

---

COVERS	Yes
--------	-----



CULINARY BASKET

No

LOCATION

Bottom Rack

## Third Level Rack

---

ADJUSTABLE

No

REMOVABLE

Yes

## Certifications

---

CEE TIER

Tier I

ENERGY STAR® QUALIFIED

ENERGY STAR® Qualified

KOSHER CONSUMER FRIENDLY

Yes

NSF® CERTIFIED

Yes

PROP 65



**CALIFORNIA RESIDENTS ONLY -**  
**WARNING:** Cancer and  
Reproductive Harm -  
[www.P65Warnings.ca.gov](http://www.P65Warnings.ca.gov).

## Electrical

---

POWER CORD INCLUDED

No

## EndecaProps

---

PRODUCTOUTLET CATEGORIES

Dishwashers

## Exterior

---

MAGNETIC DOOR

Yes

## 2nd Level Rack

---

ADJUSTABLE

2 Position-Removable

# Manuals & Guides

---



COVID-19: The health and safety of our customers and team members is a top priority. [LEARN MORE](#)

By closing this message, you consent to our cookies on this device in accordance with our [Privacy Notice](#) unless you have disabled them.

Close



Washer Dryer Combination

Mouse over to zoom



0:00 / 0:00



## 1.8 cu.ft I.E.C. Electric Stacked Laundry Cer

YWET4024HW

★★★★★ 4.5 (11) [Write a review](#)

**MSRP: \$1,799.99**

Colour: White



### Where to buy

[WishList](#) [Compare](#)



## Product Overview

### 1.8 cu.ft I.E.C. Electric Stacked Laundry Center 6 Wash cycles and AutoDry™

Wash and dry all the essentials with a stackable washer and dryer combination that accommodates small spaces. The see-through washer lid lets you easily check on your load while it's washing and the dryer automatically senses when clothes are dry to prevent overdrying.

## Features



## 24" Marvel Single Zone Wine Refrigerator

Model # ML24WSG0

### Performance

- Thermal-efficient cabinet ensures optimum wine preservation and energy efficiency while maximizing capacity
- Argon-filled, UV-resistant tinted dual pane glass door protects contents from damaging ultraviolet light, while conserving energy
- Vibration Neutralization System™ protects wine from agitation, allowing it to come to full maturation
- Now even quieter operation thanks to exclusive design enhancements to buffer and minimize sound

### Storage Capabilities

- 6.4 cu. ft. capacity, stores 45 bottles of wine including (1) 7-bottle display wine rack, (4) 8-bottle roll-out wine racks, and (1) 6-bottle wine cradle
- Heavy-gauge wire wine racks safely cradle each wine bottle
- Wire wine racks easily pull out to access your collection

### Temperature Controls

- Marvel Prime™ Controls allow you to set cabinet temperature from 40° F to 65° F

### Aesthetics

- White incandescent display lighting and midnight black interior
- Sleek stainless-steel-framed glass door and designer handle
- Natural maple shelf fronts are stainable to match cabinetry
- Finish: stainless steel

### Additional Convenience

- Close Door Assist System™ gently and automatically draws door to a close, ensuring door is never accidentally left ajar
- Black toe kick adjustable to 4" with leveling legs
- 1-year parts and labor warranty, 5-year sealed system parts warranty

### Finish Options



Stainless Steel



### Ordering Options

Stainless Frame Glass Door, Right Hinge Stainless Designer Handle	ML24WSG0RS
Stainless Frame Glass Door, Left Hinge Stainless Designer Handle	ML24WSG0LS
HumiDrawer™	42242728

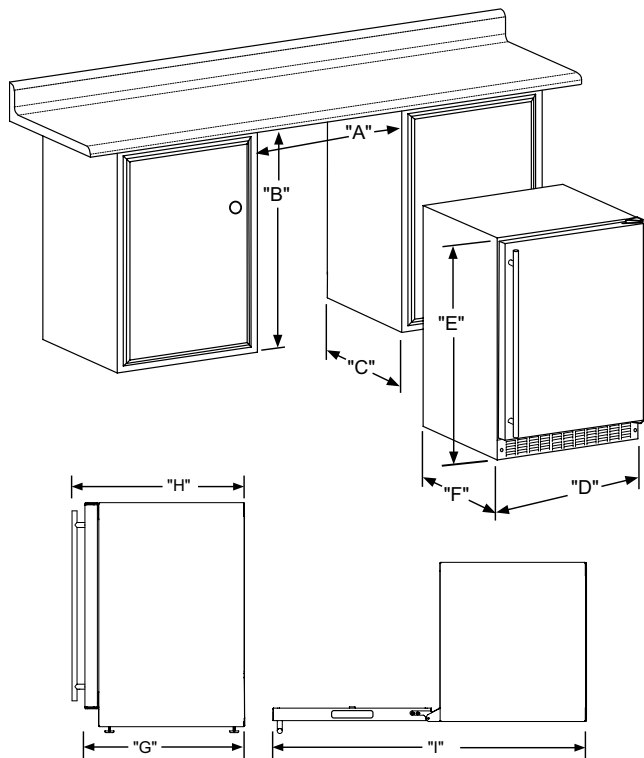
Note: Door style varies from other Marvel models. For side-by-side installations, please confirm door dimensions.



HumiDrawer™ Fine Cigar Storage



Product Dimensions



Rough-In Dimensions

A. Rough-In Width	24"
B. Rough-In Height	34" to 35"
C. Rough-In Depth	24"

Product Dimensions

D. Width	23 7/8"	
E. Height	33 3/4" to 34 3/4"	
F. Depth	22"	
G. Depth to Front of Door	Solid Door	24 1/16'
	Overlay Door	NA
H. Depth to Handle	26' (Stainless Steel)	
I. Depth with door at 90°	Solid Door	47"
	Overlay Door	NA

Product Features

Interior Cabinet Finish	Black
Capacity	Up to 45 wine bottles
Shelving System	Roller-Glide System
Shelf Fronts	Natural Maple
Other Storage	NA
Interior Lighting	White Incandescent
Toe Grill Finish	Black
Hinge	Classic Hinge
Handle	Slim Designer Handle
Control Type	Prime™
Temperature Range	40° to 65° F
Lock	No
Electrical Requirements	120V / 60Hz / 15A
Length of Power Cord	6'
Shipping Weight	145 lbs
Finishes	Stainless Steel
Vacation Mode	No
Agency Approvals	CSA

For comprehensive installation instructions, please visit [www.marvelrefrigeration.com](http://www.marvelrefrigeration.com) to access the owner’s guide.