

| CONSTRUCTION SUMMARY | | | | |
|---|-------------------------|--|--|------|
| Lotus Pointe 2 (G) - Lamberts Lane Home Corp. | | | | |
| PURCHASER: Jagdip Singh GREWAL | | | | TEL: |
| LOT / PHASE 69 / 2 | REG. PLAN # 43M-2071 | HOUSE TYPE Preston Two Elev 2 4 Bedroom | | |

CABINETRY

| | |
|--|--|
| 1 - KITCHEN - DELETE CABINETS ABOVE STOVE - VENDOR WILL SUPPLY 6 INCH VENT AS PER CONSTRUCTION SPECIFICATIONS AND VENT MAY NOT BE IN THE APPROPRIATE LOCATION FOR INSTALLATION OF PURCHASER SUPPLIED VENT - PURCHASER TO SUPPLY OWN FAN AFTER CLOSING (TEMP. FAN MA 17Apr20 Note: | |
| 1 - CABINETRY - KITCHEN - LIGHT VALENCE 17Apr20 Note: | |
| 1 - CABINETRY - KITCHEN - UPGRADE 1 17Apr20 Note: | |

CABINETRY ACCESSORIES

Specs. Attached

| | |
|--|--|
| 1 - KITCHEN CABINETRY - BUILT-IN MICROWAVE/OVEN COMBO - UPGRADE 1 17Apr20 Note: | |
| 1 - KITCHEN CABINETRY BASE - COOKTOP CABINET WITH POT DRAWERS (2 DRAWERS) - UPGRADE 1 — 36" Cooktop 17Apr20 Note: | |
| 4 - KITCHEN CABINETRY ACCESSORY - PULLOUT SHELVES - PER SHELF 17Apr20 Note: ADD PULL OUT SHELVES IN PANTRY | |
| 1 - KITCHEN CABINETRY UPPER - ANGLED CORNER CABINET - FITS TALL UPPER CABINETS - PER UNIT - UPGRADE 1 17Apr20 Note: | |
| 1 - KITCHEN CABINETRY BASE - PIE CUT CORNER CABINET - BASE CABINETRY - UPGRADE 1 17Apr20 Note: | |
| 2 - PANTRY UNIT UPGRADE - TO GO FROM 300MM TO 600MM DEEP - PRICE IS PER FOOT - UPGRADE 1 17Apr20 Note: | |
| 1 - KITCHEN CABINETRY UPPER - FULL DEPTH ABOVE FRIDGE - WITH GABLES - 600MM - PRICE IS EACH - UPGRADE 1 17Apr20 Note: | |

CERAMIC TILE

| | |
|--|--|
| 1 - DELETE ALL CERAMIC BATHROOM ACCESSORIES - DELETE TOWEL BAR, PAPER HOLDER & SOAP DISH THROUGHOUT 17Apr20 Note: | |
| 1 - FIRST FLOOR TILES LAID ON 45 DEGREE ANGLE 17Apr20 Note: | |
| 1 - TILE - UPGRADE 3 FLOOR TILE - - BATHROOM 4 - FLOOR 17Apr20 Note: | |
| 1 - TILE - UPGRADE 3 FLOOR TILE - - BATHROOM 2/3 - FLOOR 17Apr20 Note: | |
| 1 - TILE - UPGRADE 3 WALL TILE - - ENSUITE WALL TILE - SHOWER 17Apr20 Note: | |
| 1 - TILE - UPGRADE 3 FLOOR TILE - - ENSUITE BATHROOM - FLOOR 17Apr20 Note: | |
| 1 - TILE - UPGRADE 3 FLOOR TILE - - LAUNDRY ROOM - 2ND FLOOR - FLOOR 17Apr20 Note: | |
| 1 - TILE - UPGRADE 3 FLOOR TILE - FIRST FLOOR IN ALL TILED AREAS 17Apr20 Note: | |

CONSTRUCTION

RECEIVED
JUN 08 2020

CONSTRUCTION SUMMARY

Lotus Pointe 2 (G) - Lamberts Lane Home Corp.

PURCHASER: Jagdip Singh GREWAL TEL:

| | | | | |
|-------------|-------------|------------------------------|--|--|
| LOT / PHASE | REG. PLAN # | HOUSE TYPE | | |
| 69 / 2 | 43M-2071 | Preston Two Elev 2 4 Bedroom | | |

| | |
|--|--|
| 1 - SMOOTH CEILINGS ON FIRST FLOOR ONLY 17Apr20 Note: | |
|--|--|

ELECTRICAL

| | |
|---|--|
| 1 - BUILT IN OVEN AND COOKTOP PROVISION - PROVISION ONLY - ELECTRICAL ONLY 17Apr20 Note: | |
| 1 - PLUG - ELECTRICAL PLUG WITH GFI AND SWITCH - FOR FESTIVE LIGHTING 13Nov19 Note: | |
| 1 - PLUG - ELECTRICAL PLUG - TO BE INSTALLED OVER FIREPLACE 13Nov19 Note: | |
| 1 - LIGHT AND SWITCH - NO FIXTURE INCLUDED - LIVING ROOM 13Nov19 Note: | |

FIREPLACE AND ACCESSORIES

| | |
|---|--|
| 1 - GAS LINE ROUGH-IN FOR STOVE (INCLUDES ELECTRICAL OUTLET) - FIRST FLOOR 17Apr20 Note: | |
|---|--|

HARDWOOD FLOORING

| | |
|---|--|
| 1 - HARDWOOD – GROUP A SERIES 3 1/4 INCH - - UPPER HALL 17Apr20 Note: | |
| 1 - LAMINATE -UPGRADE TO LEXINGTON SERIES IN LIEU OF STANDARD LAMINATE 17Apr20 Note: | |
| 1 - HARDWOOD – GROUP A SERIES 3 1/4 INCH - IN LIEU OF 2 1/4 INCH NATURAL RED OAK - -FIRST FLOOR COMPLETE 17Apr20 Note: | |

MIRRORS AND GLASS

| | |
|---|--|
| 1 - MASTER ENSUITE- ADD FRAMELESS GLASS SHOWER ENCLOSURE 13Nov19 Note: | |
|---|--|

PLUMBING

| | |
|--|--|
| 1 - SHOWER DRYDEN DFKIT10-WS WITH MATCHING TOE TESTER - MASTER ENSUITE 17Apr20 Note: | |
| 1 - WATER LINE FOR FRIDGE - ROUGH-IN ONLY 17Apr20 Note: | |
| 3 - TOE TESTER - ADD TOE TESTER TO SHOWER 13Nov19 Note: | |
| 1 - 5 FOOT SHOWER WITH SLIDING GLASS CHROME DOORS IN LIEU OF TUB 13Nov19 Note: in bed 2/3 ensuite-- | |

PROMOTIONAL

| | |
|--|--|
| 1 - LESS BALANCE OF CREDIT FROM PURCHASER EXTRA SHEET IN OFFER 17Apr20 Note: | |
| 1 - PARTIAL REDEMPTION OF PROMOTIONAL PACKAGE \$\$\$\$\$\$ BALANCE FORWARD TO BE USED AT A LATER DATE. ORIGINAL PROMOTIONAL PACKAGE OF \$\$\$\$ AS PER SCHEDULE PE DATED MMMDDYYYY. 13Nov19 Note: PROMO AS PER OFFER \$7500 LESS \$5855 NEW PROMO BALANCE \$1645.00 | |

STAIRS AND RAILINGS

| | |
|--|--|
| 1 - V GROOVE HANDRAIL 17Apr20 Note: | |
|--|--|

CONSTRUCTION SUMMARY

Lotus Pointe 2 (G) - Lamberts Lane Home Corp.

PURCHASER: Jagdip Singh GREWAL

TEL:

| | | | | |
|-----------------------|-------------------------|--|--|--|
| LOT / PHASE 69 / 2 | REG. PLAN # 43M-2071 | HOUSE TYPE Preston Two Elev 2 4 Bedroom | | |
|-----------------------|-------------------------|--|--|--|

I - EUROLINE 1- BLACK IRON PICKETS

17Apr20 Note:

I - STAINED STAIRS, RAILING AND PICKETS – STANDARD STAIRCASE - PRICE IS PER SET

17Apr20 Note:

EXTRAS AS PER OFFER

The Purchaser acknowledges that the Purchase Price is inclusive of all credits and promotional packages available at the time of purchase.

Worksheet Note:

Main level ceiling height to be 10 feet.

Worksheet Note:

DELETED AS OF MAY 21, 2019

(7,5) The Vendor agrees that notwithstanding any other term or provision in this Agreement included in the Purchase Price and in addition to those items detailed in Schedule GP to the Agreement of Purchase and Sale, the Purchaser is entitled to a credit

Worksheet Note:

This Document is Extremely Time Sensitive - Printed 21 Apr 20 at 12:16

Purchaser:Jagdip Singh GREWAL

Property: 69

Telephone Res. / Bus: /

Project: Lamberts Lane Home Corp.

Decor Advisor: Anne Federico

Model and Elevation: Preston Two Elev 2 4 Bedroom

Lock Date: 8-Jun-20

17-Apr-20

Plan #: 43M-2071

Layout Changes: ☐ Yes ☐ No

Sketch Attached: ☐ Yes ☐ No

Exterior Colour Scheme:

1. Cabinetry

| | Style and Colour | Hardware |
|----------------------------|----------------------------|----------|
| Kitchen / Breakfast | RICHMOND W823XZ4 DRIFTWOOD | 431SA |
| Laundry Room | ELISSE | |
| Powder Room | MONACO W826XZ4 | 431SA |
| Master Ensuite Bathroom | MONACO W826XZ4 | 431SA |
| Ensuite Bath - Bedroom 2/3 | MONACO W350XZ4 | 431SA |
| Ensuite Bath - Bedroom 4 | MONACO W823XZ4 | |
| | | |
| | | |
| | | |
| | | |

Appliances:

Built In Appliances ☒ Yes ☐ No

Slide In Stove ☐ Yes ☒ No

Dishwasher Cabinet

☐ Closed ☒ Open

41" Upper Cabinets ☒ Yes ☐ No

Please NOTE: Standard Cabinet Height is 30"

Stove Opening

NOTE: If not specified, opening will be set to builder's standard opening of approximately 30" width

Fridge Opening

NOTE: If not specified, opening will be set to builder's standard opening of approximately 37" width x 74" height

** Refer to Construction Summary

2. Counters

| | Counter | Edge |
|----------------------------|--------------------------------|------|
| Kitchen / Breakfast | LAMINATE-WHITE CARRARA 4924-38 | |
| Laundry Room | | |
| Powder Room | LAMINATE-WHITE CARRARA 4924-38 | |
| Master Ensuite Bathroom | LAMINATE-WHITE CARRARA 4924-38 | |
| Ensuite Bath - Bedroom 2/3 | LAMINATE-PALOMA POLAR 6698-46 | |
| Ensuite Bath - Bedroom 4 | LAMINATE-PALOMA POLAR 6698-46 | |
| | | |
| | | |
| | | |

** Refer to Construction Summary

Purchaser:Jagdip Singh GREWAL

Telephone Res. / Bus: /

Decor Advisor:Anne Federico

Lock Date:8-Jun-20

Property: 69

Project: Lamberts Lane Home Corp.

Model and Elevation: Preston Two Elev 2 4 Bedroom

Plan #: 43M-2071

3. Ceramic Flooring

| | | At a 45 | Threshold-If App. |
|----------------------------|-------------------------|-------------------------------------|-------------------|
| Entrance Vestibule | TILE-LITIUM PEARL 24X24 | <input checked="" type="checkbox"/> | METAL STRIP |
| Main Hall | HARDWOOD | <input type="checkbox"/> | |
| Kitchen / Breakfast | TILE-LITIUM PEARL 24X24 | <input checked="" type="checkbox"/> | |
| Laundry Room | TILE-LITIUM PEARL 24X24 | <input type="checkbox"/> | |
| Powder Room | TILE-LITIUM PEARL 24X24 | <input checked="" type="checkbox"/> | |
| Master Ensuite Bathroom | TILE-LITIUM PEARL 12X24 | <input type="checkbox"/> | |
| Ensuite Bath - Bedroom 2/3 | TILE-LITIUM PEARL 12X24 | <input type="checkbox"/> | |
| Ensuite Bath - Bedroom 4 | TILE-LITIUM PEARL 12X24 | <input type="checkbox"/> | |
| SIDE ENTRANCE | TILE-LITIUM PEARL 12X24 | <input checked="" type="checkbox"/> | |
| | | <input type="checkbox"/> | |
| | | <input type="checkbox"/> | |

** Refer to Construction Summary

4. Ceramic Wall Tile

| Master Ensuite Bathroom | Selection | Describe |
|----------------------------|-----------------------------|----------|
| Tub Deck Wall | | |
| Tub Deck | | |
| Tub Deck Skirt | | |
| Shower Stall | TILE-LITIUM PEARL 12X24 | |
| Bathtub Enclosure Walls | | |
| Ensuite Bath - Bedroom 2/3 | TILE-CONCEPT PLUS GREY 8X16 | |
| Ensuite Bath - Bedroom 4 | TILE-EXTRA WHITE BEIGE 8X16 | |
| SIDE ENTRANCE | | |
| | | |
| | | |
| | | |
| Kitchen Backsplash | | |

** Refer to Construction Summary - STANDARD GROUT THROUGHOUT UNLESS SPECIFIED

5. Plumbing Fixtures

All Bathrooms

White

Whirlpool

☐ Yes☒ No

Dishwasher Rough-In

☒ Yes☐ No

Waterline for Fridge

☒ Yes☐ No

** Refer to Construction Summary

6. Trim Carpentry

| | |
|----------------------------|------------------------------------|
| Interior Doors | CARRARA-SMOOTH |
| Interior Trim | As Per Construction Specifications |
| Door Handles | As Per Construction Specifications |
| Exterior Front Door Handle | As Per Construction Specifications |

** Refer to Construction Summary

| | | | |
|-----------------------|---------------------|----------------------|------------------------------|
| Purchaser: | Jagdip Singh GREWAL | Property: | 69 |
| Telephone Res. / Bus: | / | Project: | Lamberts Lane Home Corp. |
| Decor Advisor: | Anne Federico | Model and Elevation: | Preston Two Elev 2 4 Bedroom |
| Lock Date: | 8-Jun-20 | 17-Apr-20 | Plan #: 43M-2071 |

7. Other Flooring

| | | |
|------------------------------|--|------|
| Main Hall | VINTAGE ESTATE PEARL HARD MAPLE 3 1/4 NEBULA | |
| Living Room | VINTAGE ESTATE PEARL HARD MAPLE 3 1/4 NEBULA | |
| Dining Room | VINTAGE ESTATE PEARL HARD MAPLE 3 1/4 NEBULA | |
| Family Room | VINTAGE ESTATE PEARL HARD MAPLE 3 1/4 NEBULA | |
| Den / Library / Study | VINTAGE ESTATE PEARL HARD MAPLE 3 1/4 NEBULA | |
| Basement Landing(If Applies) | | |
| Lower Landing (If Applies) | VINTAGE ESTATE PEARL HARD MAPLE 3 1/4 NEBULA | |
| Upper Landing | VINTAGE ESTATE PEARL HARD MAPLE 3 1/4 NEBULA | |
| Upper Hall | VINTAGE ESTATE PEARL HARD MAPLE 3 1/4 NEBULA | |
| Master Bedroom | LAMINATE-LEXINGTON - ROCKINGHAM OAK TL-21015-M | |
| Bedroom #2 | LAMINATE-LEXINGTON - ROCKINGHAM OAK TL-21015-M | |
| Bedroom #3 | LAMINATE-LEXINGTON - ROCKINGHAM OAK TL-21015-M | |
| Bedroom #4 | LAMINATE-LEXINGTON - ROCKINGHAM OAK TL-21015-M | |
| Bedroom #5 | | |
| | | |
| | | |
| | | |
| Underpad | Type | Area |
| | | |

** Refer to Construction Summary

8. Railings and Pickets

| | | | |
|---------------------------------------|----------------------------------|---|----------------------|
| Railing Type | V-GROOVE | Colour | VINTAGE MAPLE NEBULA |
| Picket Type | EUROLINE 1 | Colour | BLACK |
| Stringer / Riser | AS PER CONSTRUCTION SPECIFICATIO | Colour | VINTAGE MAPLE NEBULA |
| Treads | AS PER CONSTRUCTION SPECIFICATIO | Colour | VINTAGE MAPLE NEBULA |
| Red Oak Stairs with Semi Gloss Finish | | <input checked="" type="radio"/> Yes <input type="radio"/> No | |

** Refer to Construction Summary THE STAIN COLOURS OR FINISH AVAILABLE ON RISERS, TREADS, PICKETS AND RAILS (STAIRCASES), WILL NOT BE AN EXACT MATCH TO PREFINISHED HARDWOOD OR LAMINATE FLOORS.

9. Wall Paint Flat Finish

| | | | |
|-----------------------|--------------|----------------------------|--------------|
| Main & Upper Hall | 22 WARM GREY | Master Bedroom | 22 WARM GREY |
| Living Room | 22 WARM GREY | Bedroom #2 | 22 WARM GREY |
| Dining Room | 22 WARM GREY | Bedroom #3 | 22 WARM GREY |
| Kitchen / Breakfast | 22 WARM GREY | Bedroom #4 | 22 WARM GREY |
| Family Room | 22 WARM GREY | Bedroom #5 | |
| Powder Room | 22 WARM GREY | Master Ensuite | 22 WARM GREY |
| Laundry Room | 22 WARM GREY | Ensuite Bath - Bedroom 2/3 | 22 WARM GREY |
| Den/Library | 22 WARM GREY | Ensuite Bath - Bedroom 4 | 22 WARM GREY |
| Trim Paint-Semi Gloss | BIRCH WHITE | | |
| | | | |
| | | | |
| | | | |

Smooth Ceilings First Floor ☒ Yes ☐ No

** Refer to Construction Summary

Purchaser: Jagdip Singh GREWAL

Property: 69

Telephone Res. / Bus: /

Project: Lamberts Lane Home Corp.

Decor Advisor: Anne Federico

Model and Elevation: Preston Two Elev 2 4 Bedroom

Lock Date: 8-Jun-20

17-Apr-20

Plan #: 43M-2071

10. Plaster Mouldings and Medallions

| | | | | | |
|--------------------|--|--|-------------------|--|--|
| Entrance Vestibule | | | Kitchen/Breakfast | | |
| Main Hall | | | Den/Library | | |
| Living Room | | | Lower Landing | | |
| Dining Room | | | | | |
| Family Room | | | | | |

** Refer to Construction Summary

11. Fireplace

| | Living Room | | | Family Room | | | Other Room - Specify | | |
|----------------|-----------------------|-----------------------|-----------------------|------------------------------------|----------------------------------|-----------------------|-----------------------|-----------------------|-----------------------|
| | Purchased | As Per Plan | N/A | Purchased | As Per Plan | N/A | Purchased | As Per Plan | N/A |
| Fireplace Type | <input type="radio"/> | <input type="radio"/> | <input type="radio"/> | <input type="radio"/> | <input checked="" type="radio"/> | <input type="radio"/> | <input type="radio"/> | <input type="radio"/> | <input type="radio"/> |
| Mantle Type | | | | As Per Construction Specifications | | | | | |
| Colour / Stain | | | | MANTLE M2-STANDARD | | | | | |
| Surround | | | | AS PER CONSTRUCTION SPECIFICATIONS | | | | | |
| Hearth | | | | BIANCO | | | | | |
| | | | | N/A | | | | | |

** Refer to Construction Summary

12. Heating and Air Conditioning

| | | | |
|----------------------|----|-------------------------|-----|
| Air Conditioning | NO | Gas Provisions Stove | YES |
| Gas Provisions Dryer | NO | Gas Provisions Barbecue | NO |
| Comment | | | |

** Refer to Construction Summary

13. Electrical

| | | | | | |
|---------------------|---|---|---|--------------------------------------|-------------------------------------|
| Plugs and Switches | <input checked="" type="radio"/> White | DECOR | Above Kitchen Cabinet Light | <input type="radio"/> Yes | <input checked="" type="radio"/> No |
| Hood Fan | STANDARD WHITE TEMP. | | Below Kitchen Cabinet Light | <input type="radio"/> Yes | <input checked="" type="radio"/> No |
| Appliances | Built in Cooktop | Built in Oven | Gas Stove | Microwave | |
| | <input checked="" type="radio"/> Yes <input type="radio"/> No | <input checked="" type="radio"/> Yes <input type="radio"/> No | <input checked="" type="radio"/> Yes <input type="radio"/> No | <input checked="" type="radio"/> Yes | <input type="radio"/> No |
| Dishwasher Rough-in | Yes | | | | |

** Refer to Construction Summary

14. General Comments

** Refer to Construction Summary

Disclaimers and Notes

- Colours of all materials are as close as possible to builder's selection, but not necessarily identical due to variances in manufacturing.
- Any extras listed above are null and void unless accompanied by a separate invoice/amendment. Said invoice must be paid in full.
- The Purchaser agrees that this colour selection is final and that no changes will be permitted, unless required by the Vendor.
- The Purchaser acknowledges reading and accepting document which contains other miscellaneous disclaimers.

Signature: _____ Date: _____



*Delta Dryden 14 Series P/B Kit
Includes With Stops Rough &
Ceiling Mount Arm & Wall Mount Arm
Model DF-KIT10-WS*



see what Delta can do™

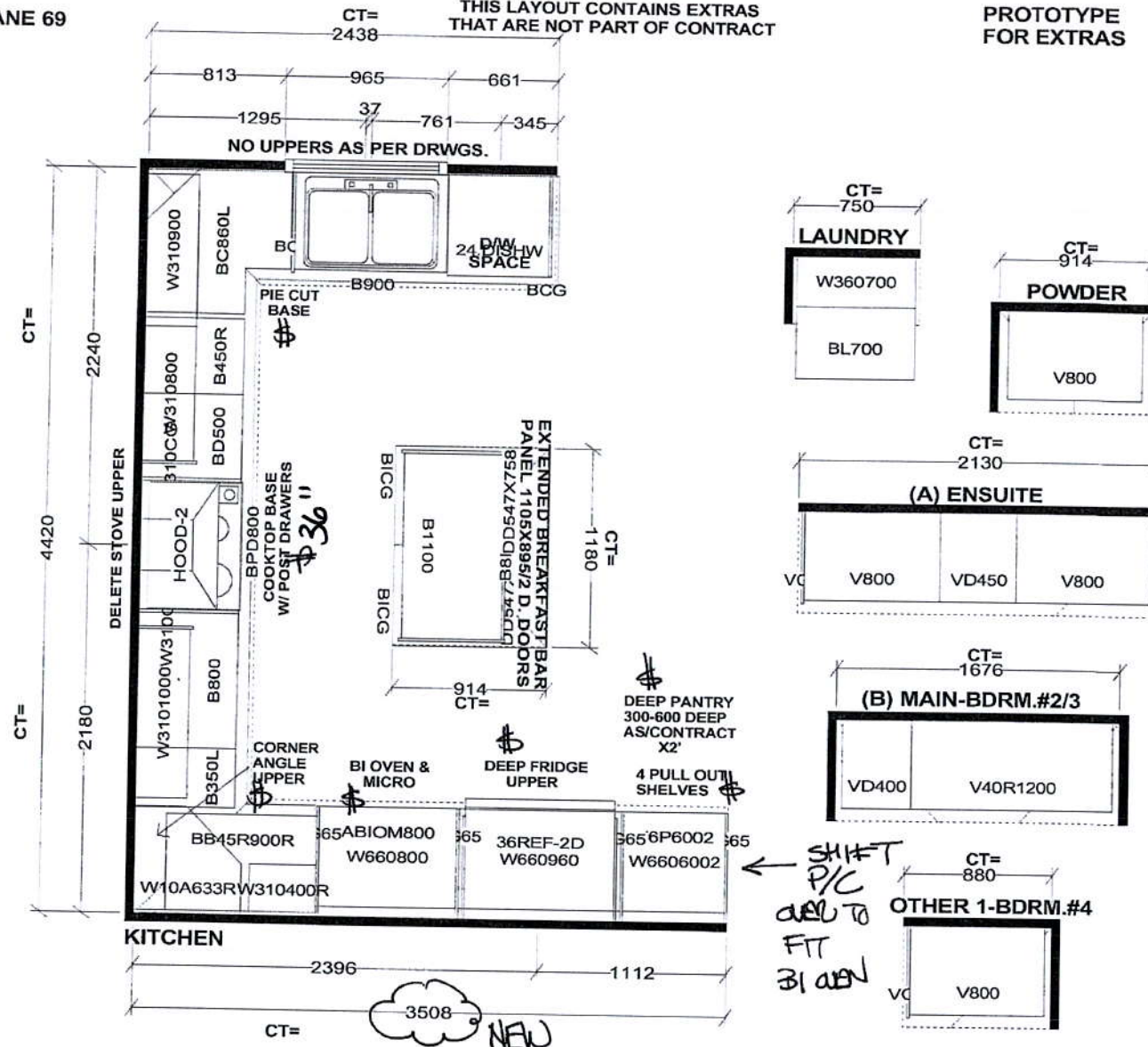
2.0 GPM

FILE NAME:
LAMBERTS LANE 69

PAULINE
APR 13 20

THIS LAYOUT CONTAINS EXTRAS
THAT ARE NOT PART OF CONTRACT

PROTOTYPE
FOR EXTRAS



Selba Industries

J#

W WDT H W HGHT W CNT

FLOOR HGHT DOOR HGHT

ST CENT 2X4 VENT BOX COVER

This drawing is the intellectual property of SELBA INDUSTRIES INC. and is an original design which must not be released or copied unless applicable fee has been paid or job order placed.



DESIGNER: KS
DATE: MAR 12 19

JOB NUMBER:
BUILDER: GREENPARK
SITE: LAMBERTS LANE PH.2
MODEL: PRESTON 2X EL 1,2
LOT #:



This drawing is the intellectual property of SELBA INDUSTRIES INC. and is an artistic interpretation of the general appearance of the design. It is not meant to be an exact rendition.

3-D VIEW

Selba
Kitchen + Bath Designs

Designed: 4/13/2020
Printed: 4/13/2020

LAMBERTS LANE 69


LAMBERTS LANE 69 Drawing #: 1



Built-In Cooktop

FPGC3677RS

36" Gas



Product Dimensions

| | |
|--------|---------|
| Width | 36" |
| Depth | 21-3/4" |
| Height | 4-1/4" |


Available in:



Stainless
(S)

| Burners | BTU |
|-------------|-------------|
| Right Front | 14,000 |
| Right Rear | 750 - 5,000 |
| Left Front | 9,500 |
| Left Rear | 9,500 |
| Center | 18,200 |


Signature Features



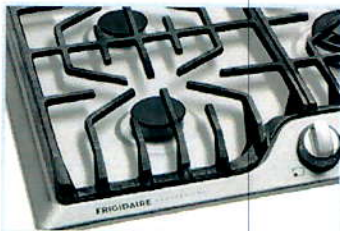
PowerPlus® Burner
Boil, sear, and sauté with power. The PowerPlus® Burner delivers strong performance, every time with 18,200 BTU.



Durable, Continuous Grates
Cook a variety of dishes at the same time with ease. Our durable, continuous cast-iron grates allow you to slide a variety of heavy pots and pans across burners. Plus, they're dishwasher-safe so you can clean with ease.



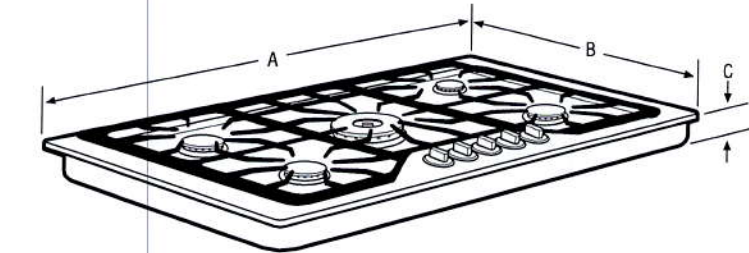
PrecisionPro Controls™
Prepare a range of dishes with precision, whether you're simmering, sautéing, searing or boiling.



Stainless Steel Cooktop
The entire cooktop surface is stainless steel to blend with the other appliances in your kitchen.

| Features | |
|--|---|
| Controls | PrecisionPro™ |
| Surface Type | Stainless Steel Recessed |
| Sealed Gas Burners | Yes |
| Grates | Continuous Cast Iron w/Black Matte Finish |
| Right Front Burner (BTU) | 14,000 |
| Right Rear Burner (BTU) | 750 to 5,000 |
| Left Front Burner (BTU) | 9,500 |
| Left Rear Burner (BTU) | 9,500 |
| Center Burner (BTU) | 18,200 |
| Control Location | Center Front |
| Knob Color | Stainless |
| Knob Type | Cast Metal |
| Optional Accessories | |
| Griddle | Included |
| Certifications | |
| A.D.A. Compliant¹ | Yes |
| Specifications | |
| Power Supply Connection Location | Right Rear |
| Gas Supply Connection Location | Right Rear |
| LP Gas Conversion Kit | Included |
| Voltage Rating | 120V / 60 Hz / 15A |
| Amps @ 120 Volts² | 1.0 |
| Minimum Circuit Required (Amps) | 15 |
| Approved for Electric Single Wall Oven Combination Installation³ | Yes |
| Shipping Weight (Approx.) | 60 Lbs. |

¹When properly installed, this model is A.D.A.-qualified based on the United States Access Board's A.D.A./A.B.A. Accessibility Guidelines and the Department of Justice's 2010 A.D.A. Standards for Accessible Design.
²For use on adequately wired 120V, dedicated circuit having 2-wire service with a separate ground wire. Appliance must be grounded for safe operation.
³Cooktops are approved for installation above any of our Electric Single Wall Ovens.



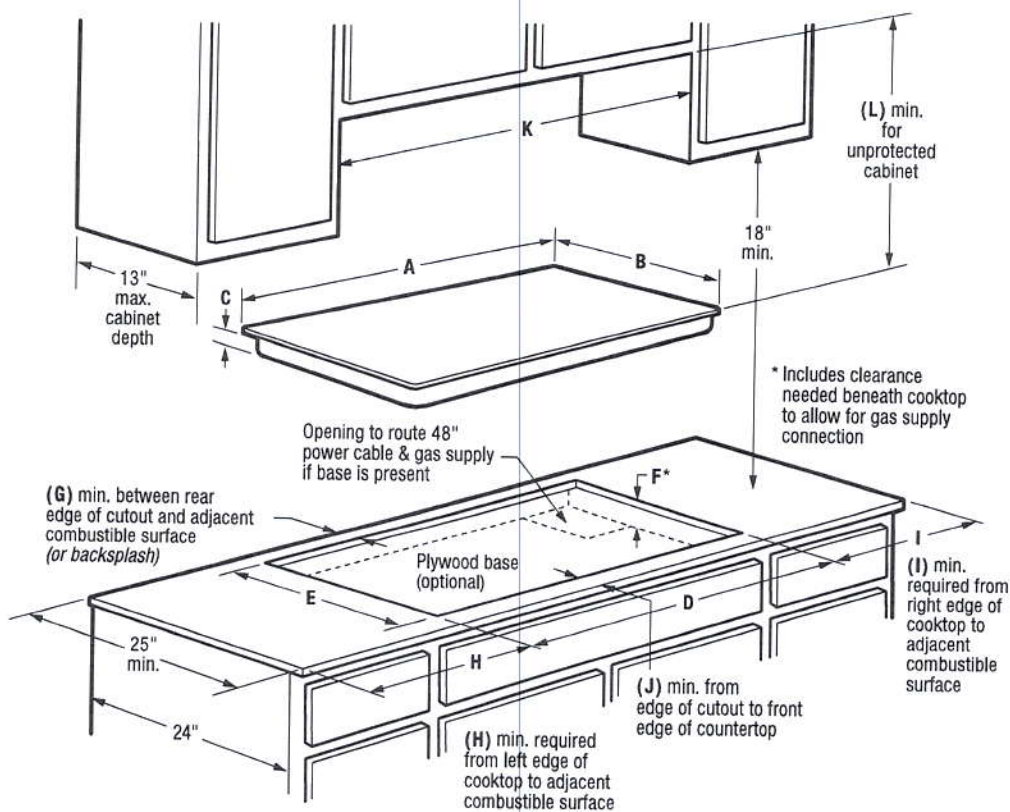
NOTE: For planning purposes only. Always consult local and national electric and gas codes. Refer to Product Installation Guide for detailed installation instructions on the web at frigidaire.com.



| Product Dimensions | | Cutout Dimensions | |
|--------------------|---------|---------------------|-----------------|
| A - Width | 36" | Width (Min.)/(Max.) | 33-7/8"/34-1/4" |
| B - Depth | 21-3/4" | Depth (Min.)/(Max.) | 19-3/8"/19-3/4" |
| C - Height | 4-1/4" | Height | 8" |

Granite Countertop
Installation Kit available.

Accessories information available
on the web at frigidaire.com



| Product Dimensions | | | Required Clearances | | | |
|---------------------------|-------------------------|--------------------|----------------------------------|------------------------------------|------------------------------|------------|
| A - Width | B - Depth | C - Height | G (min.) | H (min.) | I (min.) | J (min.) |
| 36" | 21-3/4" | 4-1/4" | 2" | 12" | 12" | 2-1/4" |
| Product Cutout Dimensions | | | K - Cabinet Opening Width (min.) | L - For Unprotected Cabinet (min.) | Utility Connection Locations | |
| D - Width (min. - max.) | E - Depth (min. - max.) | F - Height (min.)* | | | Power Supply | Gas Supply |
| 33-7/8" - 34-1/4" | 19-3/8" - 19-3/4" | 8" | 36" | 34" | Right Rear | Right Rear |

Built-In Cooktop Specifications

- Product Shipping Weight (approx.) – 60 Lbs.
- Voltage Rating – 120V/60 Hz/15 Amps
- For use on adequately wired 120V, dedicated circuit having 2-wire service with a separate ground wire. Appliance must be grounded for safe operation.
- Amps @ 120 Volts = 1.0
- Always consult local and national electric and gas codes.
- Cooktop cutout height includes clearance needed beneath cooktop to allow for gas supply connection. Recommended location for grounded 120V outlet is on rear wall in an 8"-wide by 10"-high area, positioned 22" above floor surface and 4" from right side of cooktop centerline. Access to underside of cooktop and junction box must be provided for inspection and service.
- Cooktop ships with 3/4" factory regulator.
- LP Gas conversion kit supplied.
- Overhead cabinetry should not exceed a 13" maximum depth.
- Absolute minimum horizontal distance between overhead cabinets installed to either side of appliance must be no less than 36".
- Allow 34" minimum clearance between top of cooktop platform and bottom of unprotected wood or metal overhead cabinet.

- Allow 2" minimum distance between rear edge of cutout and adjacent combustible surface (or backsplash).
- Allow 12" minimum required clearance from left edge of cooktop to adjacent combustible surface and 12" minimum from right edge of cooktop to adjacent combustible surface.
- Installation of drawer beneath cooktop requires 6-1/2" minimum clearance beneath countertop surface, and assured clearance for gas and electrical connections.
- To reduce risk of fire when using overhead cabinetry, install range hood that projects horizontally a recommended minimum of 5" beyond bottom of cabinets.
- Gas Built-In Cooktop model FPGC3677R is approved to be used over any Frigidaire® Electric Single Wall Oven. (Refer to Gas Cooktop Installation Over 30"/27" Electric Single Wall Oven Specifications page on web.)

Note: For planning purposes only. Refer to Product Installation Guide on the web at frigidaire.com for detailed instructions.

Optional Accessories

- Granite Countertop Installation Kit – (PN # 903103-9010).
- Griddle – Included.

FRIGIDAIRE

USA • 10200 David Taylor Drive • Charlotte, NC 28262 • 1-800-FRIGIDAIRE • frigidaire.com
CANADA • 5855 Terry Fox Way • Mississauga, ON L5V 3E4 • 1-800-265-8352 • frigidaire.ca

FPGC3677R 06/15

© 2015 Electrolux Home Products, Inc.

Accessories information available on the web at frigidaire.com



Specifications subject to change.



Single Wall Oven

FPEW3077RF

30" Electric



Product Dimensions

| | |
|--------|---------|
| Height | 29" |
| Width | 30" |
| Depth | 24-3/4" |

More Easy-To-Use Features

- Dual Timers**
Set two timers when cooking dishes simultaneously.
- 2-Hour Self-Clean**
A powerful, quick clean for your oven in just 2 hours with PowerPlus® Self-Clean cycle.
- Convection Conversion**
Automatically converts the convection oven to the ideal cooking time for evenly cooked dishes.
- PowerGlide™ Rack**
Access warm dishes from your oven with ease — rack glides in and out of the oven smoothly.

Sabbath Mode (Star-K® Certified)

Available in:



Stainless
(F)

¹Applies to baking foods on one rack with a cook time of 10 minutes or longer.

Signature Features




PowerPlus® Dual-Fan Convection
Powerful performance delivers consistent results. Evenly cooked dishes, every time, with PowerPlus® Convection Bake and Roast.



PowerPlus® Temperature Probe
Ensures great results the first time. Set and monitor dish temperature with the PowerPlus® Temperature Probe.



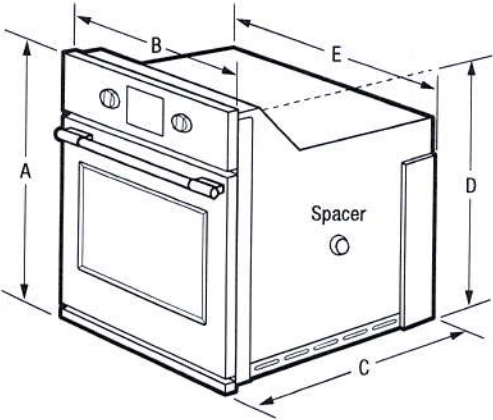
PowerPlus® No Preheat
Oven is ready in no time. Start baking immediately with PowerPlus® No Preheat.¹



Smudge-Proof™
Resists fingerprints and cleans easily.

| Features | |
|---|----------------------------------|
| Oven Control/Timing System | PrecisionPro™ Controls |
| Window | Extra-Large |
| Exterior Door Finish | Smudge-Proof™ Stainless Steel |
| Handle Design | Stainless Steel |
| Oven Cleaning System | Self-Clean |
| Oven Controls | |
| Bake/Broil | Yes/Variable (400 - 550 °F) |
| Convection Conversion | Yes |
| Convection Bake/Broil/Roast | Yes/No/Yes |
| Oven Preheat | PowerPlus® No Preheat |
| PowerPlus® Temperature Probe | Yes |
| Keep Warm | Yes |
| Self-Clean/Clean Options | Yes/2, 3, 4 Hours |
| Delay Clean | Yes |
| Kitchen Timer | Yes |
| Control Lock | Yes |
| Auto Oven Shut-Off | Yes |
| Oven Lock-Out | Yes |
| Oven Features | |
| Capacity (Cu. Ft.) | 5.1 |
| Convection System | PowerPlus® Dual-Fan Convection |
| Oven Light | 2 Halogen |
| Hidden Bake Element | Yes |
| Rack Configuration | 1 Glide, 1 Handle, 1 Offset Rack |
| Baking System | Even Baking Technology |
| Broiling System | PowerPlus® Broil |
| Bake/Broil Element (Watts) | 2,200/4,000 |
| Optional Accessories | |
| 10'-Long Armoured Power Cable | PN# 903056-9010 |
| Certifications | |
| Sabbath Mode (Star-K® Certified) | Yes |
| Specifications | |
| Oven Interior (H x W x D) | 18-5/8" x 24-1/8" x 19-1/2" |
| Power Supply Connection Location | Left Bottom Rear |
| Voltage Rating | 240V/208V/60Hz |
| Connected Load (kW Rating) @ 240/208 Volts¹ | 4.5/3.7 |
| Amps @ 240/208 Volts | 18.8/17.9 |
| Minimum Circuit Required (Amps) | 20 |
| Approved for Under-Counter Installation | Yes |
| Shipping Weight (Approx.) | 146 Lbs. |

¹Single phase 3- or 4-wire cable, 120/240 or 120/208 Volt, 60 Hertz AC only electrical supply with ground required on separate circuit fused on both sides of line.



NOTE: For planning purposes only. Always consult local and national electric codes. Refer to Product Installation Guide for detailed installation instructions on the web at frigidaire.ca.



| Product Dimensions | | Cutout Dimensions | |
|--------------------------|-----------|----------------------|---------------|
| A - Height | 29" | Height (Min.)/(Max.) | 26-3/4" / 28" |
| B - Width | 30" | Width (Min.)/(Max.) | 28-1/2" / 29" |
| C - Depth | 24-3/4" | Depth (Min.) | 23-1/2" |
| D - Height (Wrapper) | 26-11/16" | | |
| E - Width (Wrapper) | 28-1/4" | | |
| Depth with Door Open 90° | 45-3/4" | | |

Accessories information available on the web at frigidaire.ca

FRIGIDAIRE

PROFESSIONAL

FPMO3077TF


Smudge-Proof
Stainless Steel



AVAILABLE COLORS



SIGNATURE FEATURES



PowerPlus™ 2-in-1 Convection Oven or Microwave

Get the great-tasting results of a conventional convection oven combined with the speed of microwave technology with the PowerPlus™ 2-in-1 Convection Microwave Oven.



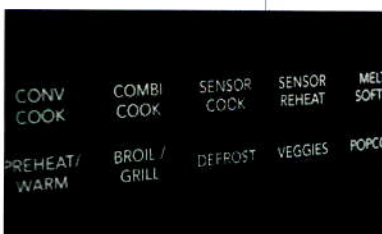
PowerSense™ Cooking Technology

Results you can trust. PowerSense™ Cooking Technology automatically senses ideal time and power levels.



Smudge-Proof™ Stainless Steel

Resists fingerprints and cleans easily.



PowerSense™ Auto Defrost

Take the guesswork out of defrosting meat, poultry, or fish with PowerSense™ Auto Defrost.

MICROWAVE

30" BUILT-IN WITH CONVECTION

PRODUCT DIMENSIONS

| | |
|--------|-----------|
| Height | 19" |
| Width | 29-13/16" |
| Depth | 23" |

MORE EASY-TO-USE FEATURES

PowerSense™ Broil & Grill

Grill fresh or frozen pizza at the touch of a button.

PowerBright® LED Lighting

See the power. See the results in action. LED interior microwave light stays on while your dish cooks.

Keep Warm

Consistently keep your dishes warm, for up to 90 minutes, until everything and everyone is ready.

Drop-Down Door

Faster, easier access to what you are cooking with Drop-Down Door configuration.

Adjustable Timer

Now you can adjust the cooking time of your dish while it's cooking. The adjustable timer allows you to add 30 seconds on the timer.

FPMO3077TF
MICROWAVE

30" BUILT-IN WITH CONVECTION

FRIGIDAIRE
PROFESSIONAL.

FEATURES

| | |
|--------------------------------|----------------------------------|
| Control/Timing System | Pro-Select® |
| Exterior Door Finish | Smudge-Proof™ Stainless Steel |
| Handle Design | Stainless Steel |
| Microwave Capacity (Cu. Ft.) | 1.6 |
| PowerPlus™ Convection | Yes |
| Watts (IEC-705 Test Procedure) | 1000 |
| Interior LED Light | Yes |
| Interior Color | Stainless Steel |
| Turntable Diameter | 14-3/16" |
| Turntable On/Off | |
| Control Lock | Yes |
| Clock | Yes |
| Touch Pad Buttons | 28 |
| Power Levels | High (1-9) |
| Accessory Metal Rack | Yes |

MICROWAVE CONTROL OPTIONS

| | |
|----------------------------|-----|
| Popcorn Button | Yes |
| Sensor Cook Button | Yes |
| Sensor Reheat Button | Yes |
| Broil/Grill | Yes |
| Preheat/Warm | Yes |
| Snack Button | |
| Beverage | |
| Melt & Soften Options | 4 |
| Auto Reheat Options | |
| Snack Menu Options | |
| Auto Cook Options | |
| Auto Defrost Options | 3 |
| Multi-Stage Cooking Option | Yes |
| Keep Warm | Yes |
| Add 30 Seconds | Yes |
| Sensor Cooking Options | 5 |
| Sensor Reheat Options | 5 |
| Vegetable Cook Sensor | Yes |
| Delay Start | |
| User Preferences | Yes |
| Adjustable Timer | Yes |


POWER RATINGS

| | |
|-------------------|-------|
| Frequency (MHz) | 2,450 |
| Watts @ 120 Volts | 1,750 |
| Amps @ 120 Volts | 15.5 |

SPECIFICATIONS

| | |
|---|------------------------------|
| Oven Interior (HxWxD) | 9-27/32" x 16-1/2" x 16-1/2" |
| Power Supply Connection Location | Right Top Rear |
| Voltage Rating | 120V/60Hz/20A |
| Connected Load (kW Rating) @ 120 Volts¹ | 1.75 |
| Minimum Circuit Required (Amps) | 20 |
| Plug Type (NEMA) | LCDI (5-20P) |
| Shipping Weight (Approx.) | 100 Lbs. |

¹For use on adequately wired 120V dedicated circuit having 2-wire service with a separate ground wire. Appliance must be grounded for safe operation.



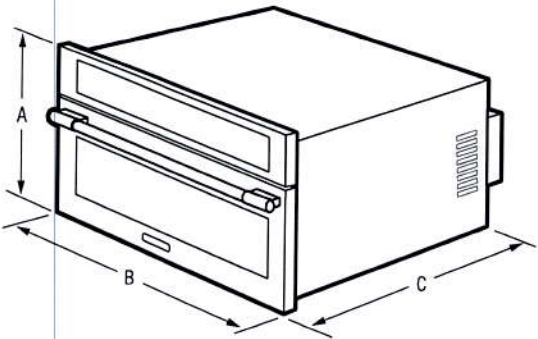
Plug Type (NEMA)
5-20P

PRODUCT DIMENSIONS

| | |
|------------|-----------|
| A - Height | 19" |
| B - Width | 29-13/16" |
| C - Depth | 23" |

CUTOUT DIMENSIONS

| | |
|----------------------|-------------|
| Height (Min. - Max.) | 17-3/4"-18" |
| Width (Min. - Max.) | 28"-28-3/8" |
| Depth (Min.) | 22" |



Note: For planning purposes only. Always consult local and national electric, gas and plumbing codes. Refer to Product Installation Guide for detailed installation instructions on the web at frigidaire.com. Specifications subject to change. Accessories information available on the web at frigidaire.com

FRIGIDAIRE

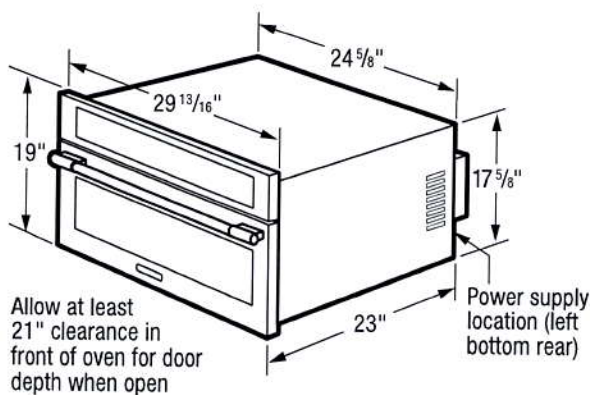
USA • 10200 David Taylor Drive • Charlotte, NC 28262 • 1-800-FRIGIDAIRE • frigidaire.com
CANADA • 5855 Terry Fox Way • Mississauga, ON L5V 3E4 • 1-800-265-8352 • frigidaire.ca

FPMO3077T 10/17
© 2017 Electrolux Home Products, Inc.

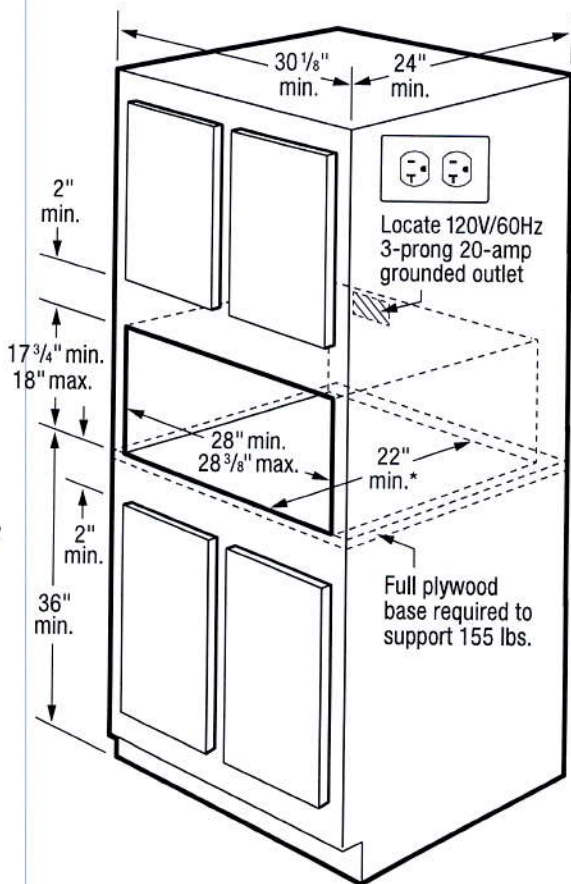
FPMO3077TF
MICROWAVE

30" BUILT-IN WITH CONVECTION

FRIGIDAIRE
PROFESSIONAL.



***Note:** Cutout depth is critical to proper installation. Verify required cutout-depth dimension to ensure that oven trim fits flush against cabinet face to reduce convection oven noise.



INSTALLATION SPECIFICATIONS

- Product Shipping Weight (Approx.) – 100 Lbs.
- Voltage Rating – 120V/60 Hz/20 Amps
- Connected Load (kW Rating) @ 120 Volts = 1.75 kW (For use on adequately wired 120V, dedicated circuit having 2-wire service with a separate ground wire. Appliance must be grounded for safe operation.)
- Amps @ 120 Volts = 20 Amps
- Always consult local and national electric codes.
- Microwave can stand alone on countertop or be built in with optional 30" or 27" Trim Kit (ordered by individual part number) which includes Bottom Duct Assembly – shipped in separate box.
- Allow 21" minimum clearance for 90° door swing.
- Minimum 22" deep oven cutout dimension is critical for proper installation for oven and faceplate to fit flush against cabinet front.

- Consult local building code, in the event that cutout opening may be required to be enclosed with sides, ceiling and rear partition.
- Full oven base of solid plywood or similar material required, capable of supporting 155 Lbs.
- Base must be level and front of cabinet square for proper operation.
- Can NOT be installed above any gas wall oven.
- Built-In Microwave is approved to be used in combination with any Frigidaire® Electric Single Wall Oven and/or Warmer Drawer. (Refer to model-specific Combination Installation Specification pages on web.)
- When used in combination with another Frigidaire® built-in product, a minimum clearance of 2" is required from the bottom of the microwave cutout to the top edge of the companion product's faceplate. Please refer to companion product's installation instructions for cutout dimensions.



FRIGIDAIRE

USA • 10200 David Taylor Drive • Charlotte, NC 28262 • 1-800-FRIGIDAIRE • frigidaire.com
CANADA • 5855 Terry Fox Way • Mississauga, ON L5V 3E4 • 1-800-265-8352 • frigidaire.ca

Note: For planning purposes only. Always consult local and national electric, gas and plumbing codes. Refer to Product Installation Guide for detailed installation instructions on the web at frigidaire.com. Specifications subject to change. Accessories information available on the web at frigidaire.com


FPMO3077T 10/17
©2017 Electrolux Home Products, Inc.

FRIGIDAIRE

PROFESSIONAL

FPBS2778UF

Smudge-Proof
STAINLESS STEEL



**AVAILABLE
COLORS**



FRENCH DOOR REFRIGERATOR

26.7 CU. FT.

PRODUCT DIMENSIONS

| | |
|----------------------------------|---------|
| Height (Cabinet Including Hinge) | 69-7/8" |
| Width | 36" |
| Depth (Including Door) | 32" |

MORE EASY-TO-USE FEATURES

Full-Width Deli Drawer

Easily store anything from meats and cheeses to sheet cakes and large platters in our fully-extendable, large capacity deli drawer.

Multi-level LED Lighting

Find fresh foods quickly with bright multi-level LED Lighting.

EvenTemp™ Cooling System

Our EvenTemp™ cooling system keeps food cool without breaking a sweat, distributing air effectively so groceries stay at the right temperature.

SpaceWise® Freezer Organization System

Our SpaceWise® Freezer Organization System keeps frozen foods organized and accessible with deep freezer storage and an adjustable divider.

Exterior Water and Ice Dispenser

Easily access fresh drinking water and cold ice without opening your refrigerator or freezer.

PureSource Ultra® II Ice & Water Filtration

Remove 99.3% of lead and 99.9% of cysts from your household water with a genuine water filter.

Dual Ice

Be ready for any occasion with two ice makers.

PureAir Ultra® II Air Filter

Fresh air offers great taste. Our PureAir Ultra® II air filters effortlessly keep the food in your refrigerator tasting fresh by removing odor particles with fast-acting, highly absorbent carbon technology.

SIGNATURE FEATURES



SpaceWise® Organization System

Our SpaceWise® Organization System makes it easy to keep food organized and accessible, with a flip-up shelf to fit taller items with ease, plus adjustable door bins and shelves that offer storage capacity and flexibility.



CrispSeal™ Crispers

Humidity-controlled CrispSeal™ crispers keep produce fresher longer, so you can waste less and save money.



Professional-Grade Design

Durable hardware and professional-grade design features including smoky door bins, door bin liners, edge-to-edge glass shelving with metallic trim, and a distinctive handle lend a high-quality look to your kitchen.



Smudge-Proof™ Stainless Steel

Resists fingerprints and cleans easily.

FPBS2778UF
FRENCH DOOR REFRIGERATOR
26.7 CU. FT.

FRIGIDAIRE
PROFESSIONAL.

FEATURES

| | |
|------------------------------|------------------------------|
| Door Design | Square Doors |
| Door Handle Design | Stainless Steel |
| Cabinet Finish | Gray |
| Door Stops / Door Closers | No / Yes |
| Door Hinge Covers | Hidden |
| Rollers - Front / Rear | Adjustable / Yes |
| Energy Saver Plus Technology | |
| Water Filter Location | Top-Right Fresh Food Section |
| Sound Package | Quiet Design |

DISPENSER

| | |
|---|-------------------------------|
| Controls | LED Controls |
| Dispenser Design | Flush, Single-Paddle |
| User Interface Buttons | 4 Dispenser / 11 Side Control |
| Crushed Ice / Cube Ice / Water | Yes/Yes/Yes |
| Ice Option / Freeze Option | No / PowerPlus® Freeze |
| Display On / Off Option | |
| Lock / Light | No / Yes |
| Temp / Door Ajar / Power Failure Alerts | Yes / Yes / Yes |
| Water Filter Change Indicator Light | Yes |
| Air Filter Change Indicator Light | Yes |

REFRIGERATOR FEATURES

| | |
|---|----------------------|
| Lighting | Multi-Level LED |
| Water Filter Type | PureSource Ultra® II |
| Air Filter Type | PureAir Ultra® II |
| Flip-Up Shelves | 1 |
| Half-Width Fixed Shelves | 3 |
| Quarter-Width Sliding Shelves | |
| Cantilever Shelves | Yes |
| Full-Width Deli Drawer | 1 |
| Wine Rack / Can Dispenser | Yes/Yes |
| CrispSeal™ Crispers with Humidity Control | 2 |
| Dairy Compartment | 1 Smoky (Right Door) |
| Gallon Fixed Door Bins | 2 Smoky (1 per Door) |
| 2-Liter Fixed Door Bins | 1 Smoky |
| Gallon Adjustable Door Bins | 2 Smoky |
| 2-Liter Adjustable Door Bins | |
| Dispenser Bin | |
| Non-Slip Bin Liner / Bottle Retainers | 5 Gray / No |

FREEZER FEATURES

| | |
|-------------------------------------|----------------------------|
| Effortless® Glide Freezer Drawer | Yes |
| Sliding Full-Width Freezer Baskets | 1 |
| Basket Dividers | 2 (Upper and Lower Basket) |
| Lighting | LED |
| Automatic Ice Maker (2nd Ice Maker) | Yes |

CERTIFICATIONS

| | |
|----------------------------------|-----|
| Sabbath Mode (Star-K® Certified) | Yes |
|----------------------------------|-----|

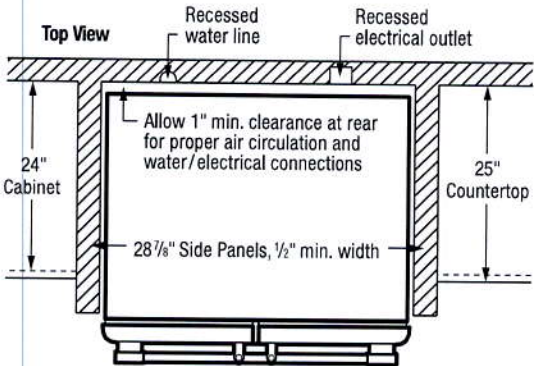
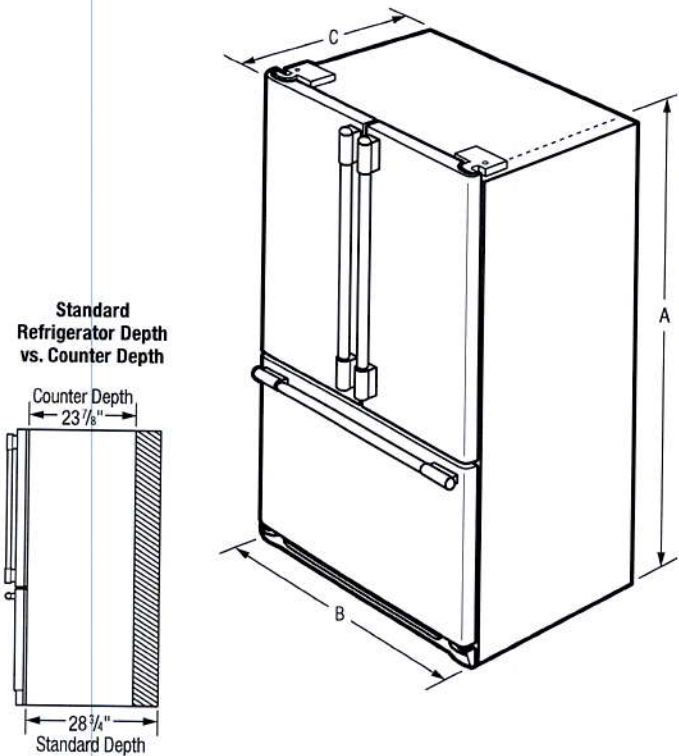
SPECIFICATIONS

| | |
|---|-------------------|
| Total Capacity (Cu. Ft.) | 26.7 |
| Refrigerator Capacity (Cu. Ft.) | 18.0 |
| Freezer Capacity (Cu. Ft.) | 8.7 |
| Power Supply Connection Location | Right Bottom Rear |
| Water Inlet Connection Location | Left Bottom Rear |
| Voltage Rating | 120V / 60Hz / 15A |
| Connected Load (kW rating) @ 120 Volts¹ | 1.02 |
| Amps @ 120 Volts | 8.5 |
| Minimum Circuit Required (Amps) | 15 |
| Shipping Weight (Approx.) | 365 Lbs. |

¹For use on adequately wired 120V/ dedicated circuit having 2-wire service with a separate ground wire. Appliance must be grounded for safe operation.

PRODUCT DIMENSIONS

| | |
|---|---------------|
| A - Height (Incl. Hinges & Rollers) | 69-7/8" |
| B - Cabinet Width / Door Width | 35-5/8" / 36" |
| C - Depth (Incl. Door) | 32" |
| Depth with Door Open 90° | 47-3/8" |
| Depth with Drawer Fully Extended (Incl. Handle) | 54-3/8" |



Note: For planning purposes only. Always consult local and national electric, gas and plumbing codes. Refer to Product Installation Guide for detailed installation instructions on the web at [frigidaire.com / frigidaire.ca](http://frigidaire.com/frigidaire.ca). Specifications subject to change. Accessories information available on the web at frigidaire.com / frigidaire.ca.

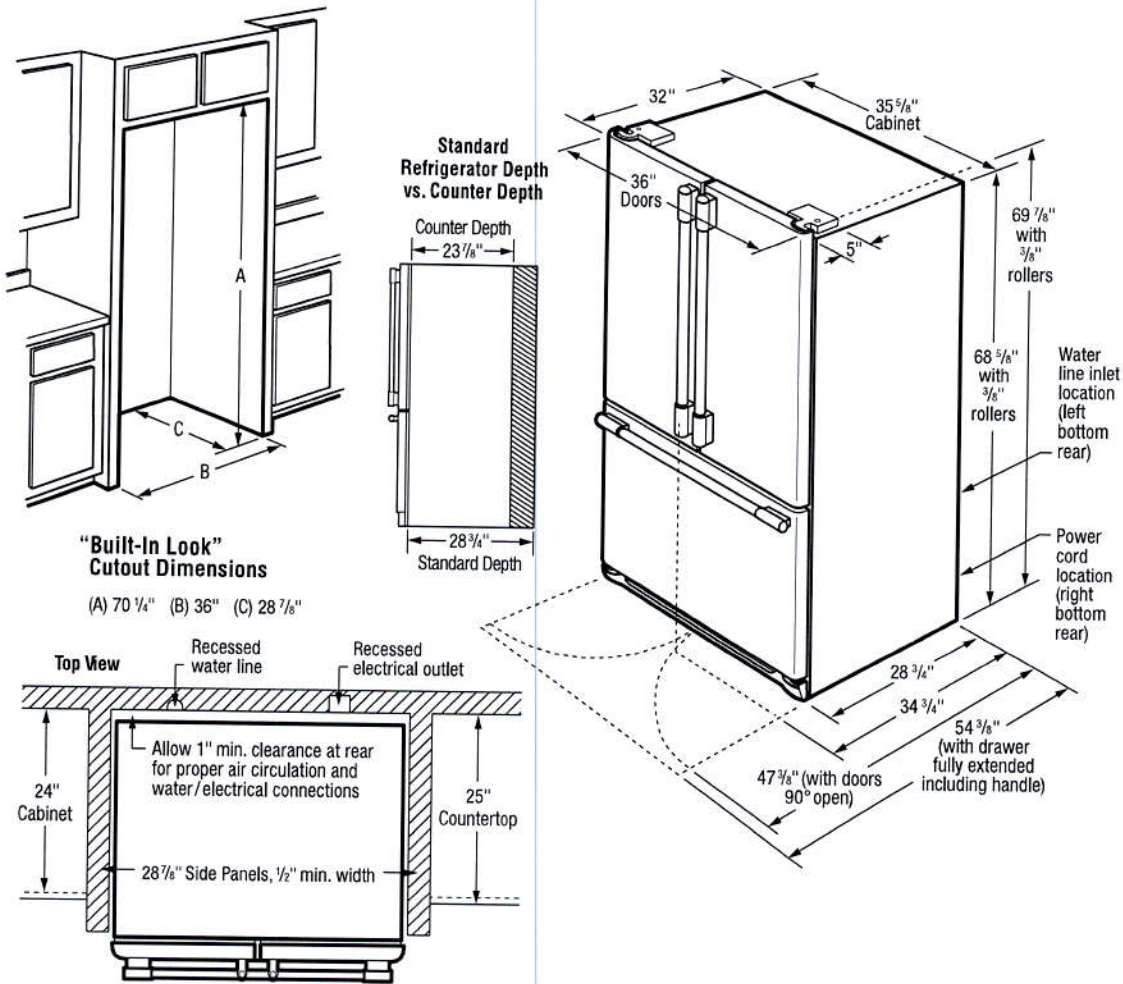
FRIGIDAIRE

USA • 10200 David Taylor Drive • Charlotte, NC 28262 • 1-800-FRIGIDAIRE • frigidaire.com
CANADA • 5855 Terry Fox Way • Mississauga, ON L5V 3E4 • 1-800-265-8352 • frigidaire.ca

FPBS2778UF 9/18
©2018 Electrolux Home Products, Inc.

FPBS2778UF
FRENCH DOOR REFRIGERATOR
26.7 CU. FT.

FRIGIDAIRE
PROFESSIONAL.



INSTALLATION SPECIFICATIONS

- Product Shipping Weight (approx.) - 365 Lbs.
- An electrical supply with grounded three-prong receptacle is required. The power supply circuit must be installed in accordance with current edition of National Electrical Code (NFPA 70) and local codes & ordinances.
- Voltage Rating - 120V / 60 Hz / 15 Amps
- Connected Load (kW Rating) @ 120 Volts = 1.02 kW
- Amps @ 120 Volts = 8.5 Amps
- Always consult local and national electric & plumbing codes.
- Floor should be level surface of hard material, capable of supporting fully loaded refrigerator.
- Minimum 3/8" clearance required for sides and top of refrigerator or freezer with 1" clearance at rear to allow for ease of installation, proper air circulation, and plumbing / electrical connections.
- When installing refrigerator adjacent to wall, cabinet or other appliance that extends beyond front edge of unit, 20" minimum clearance recommended to allow for optimum 120° to 180° door swing, providing complete drawer / crisper access and removal. (Absolute 4-1/2" minimum clearance will ONLY allow for 90° door swing which will provide drawer / crisper access with restricted removal.) Minimum 3/8" clearance required for sides and top of refrigerator or freezer with 1" clearance at rear to allow for ease of installation, proper air circulation, and plumbing/electrical connections.

- To ensure optimum performance, (do not install in areas where temperature drops below 55° F or rises above 110° F) and avoid installing in direct sunlight or close proximity to range, dishwasher or other heat source.
- Refrigerator must be placed on level surface of hard material, same height as flooring. Surface must support approximately 800 lbs. when fully loaded. Unit equipped with 4-point leveling.
- For proper ventilation, front grille MUST remain unobstructed.
- Recess electrical outlet when possible.
- Water recess on rear wall recommended to prevent water line damage.
- Water Pressure - Cold water line must provide between 30 and 100 pounds per square inch (psi).
- Copper or stainless steel tubing with 1/4" O.D. recommended for water supply line with length equal to distance from rear of unit to household water supply line plus 7 additional feet. Optional Water Supply Installation Kits available.
- Adjustable front rollers to assist with door alignment.

"BUILT-IN LOOK" SPECIFICATIONS

- Minimum opening of 70-1/4" H x 36" W x 28-7/8" D required to allow for ease of installation, proper air circulation, and plumbing / electrical connections.
- Remove all wall / floor molding prior to installation.



FRIGIDAIRE

USA • 10200 David Taylor Drive • Charlotte, NC 28262 • 1-800-FRIGIDAIRE • frigidaire.com
CANADA • 5855 Terry Fox Way • Mississauga, ON L5V 3E4 • 1-800-265-8352 • frigidaire.ca

Note: For planning purposes only. Always consult local and national electric, gas and plumbing codes. Refer to Product Installation Guide for detailed installation instructions on the web at frigidaire.com / frigidaire.ca.

Specifications subject to change. Accessories information available on the web at frigidaire.com / frigidaire.ca

FPBS2778UF 9/18

©2018 Electrolux Home Products, Inc.



Dishwasher

FPID2498SF

24" Built-In



Signature Features



A Complete Clean

Clean dishes in one cycle with OrbitClean¹ Wash System, which uses four times more water coverage¹ for a complete clean.



Remarkable Dry

Dishes come out remarkably dry every time with EvenDry™².



A Place for Everything

Experience the ultimate flexibility of the SpacePro® Organization System. The third rack offers easy access and fits small cooking utensils, while the second rack adjusts to fit tall pots and pans.



Cleans Hard-to-Reach Spots

Clean hard-to-reach spots with our PrecisionPro Wash Zones™ that target tough spots for the ultimate clean.

Product Dimensions

| | |
|------------------------|-------------------|
| Height (Adjustable) | 33-3/4" - 35-3/4" |
| Width | 24" |
| Depth (Including Door) | 24-1/4" |

More Easy-To-Use Features

Powerful Clean, Fast

Get a powerful clean, fast with the best 30-minute clean³.

Smudge-Proof™

Resists fingerprints and cleans easily.

Know When Dishes Are Ready

Lets you know when dishes are complete when the blue LED light appears with PowerBright™ Floor Light.

Automatically Adjusts Cycles

DishSense™ Technology automatically adjusts the cycle time based on the level of clean that your dishes need for an efficient clean.

Efficient Water Usage

Cleans a full load of dishes using 15% less water⁴.

Delicate-Care™ Soft Grips

Holds delicate dishes like glasses in place so they don't move around during the cleaning process.

Consistent Cleaning Performance

For a consistent, reliable clean, our dishwasher has a removable stainless steel filter that prevents re-depositing of food particles.

Holds Up to 14 Place Settings

Clean up to 14 place settings in one cycle.

ENERGY STAR®

NSF® International Certification



Available in:



Stainless
(F)

¹Than a traditional spray arm.

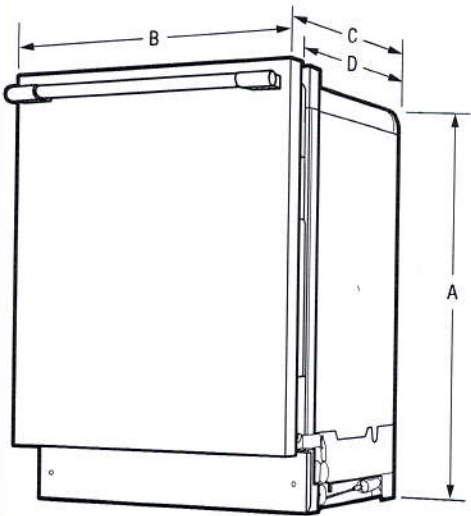
²When used with rinse aid.

³Tested against competing models with comparable quick cycle times according to ANSI/AHAM DW-1-2010 with only 6 place settings.

⁴Over a year when using our normal cycle in a stainless tub compared to our plastic tub.

frigidaire.com

| Features | |
|---|------------------------------|
| Control Design | Fully-Integrated Pro-Select® |
| Digital Display | Yes |
| Door Latch/Stay-Put Door Hinge Design | Yes/Yes |
| Low Rinse-Aid Indicator Light | Yes |
| Interior Design/Interior Color | Tall Tub/Stainless Steel |
| Wash System | Direct Feed |
| Wash Arm | OrbitClean® |
| Wash Levels/Wash Speeds | 5/Variable |
| DishSense™ Technology | Yes |
| AquaSurge™ Technology | Yes |
| Sound Package | SilentDesign™ |
| Filter/Filter Trap | S. Steel/Removable |
| Soft Food Disposer | |
| dB Level | 47 |
| Drying System | EvenDry™ |
| Cycles | |
| Number of Cycles | 7 |
| PowerPlus™ (Heavy) | Yes |
| Normal | Yes |
| Light | |
| Quick Wash (30-Min.) | Yes |
| Favorite | Yes |
| China Crystal | Yes |
| Rinse Only | Yes |
| Energy Saver Plus | Yes |
| Upper Rack Wash Only | |
| Cycle Indicator Light/Control Lock | Yes/Yes |
| Cycle Complete Floor Beam Indicator | PowerBright™ LED |
| Options | |
| Heat/No Heat Dry | Yes |
| Hi-Temp Wash | Yes |
| NSF® Certified Sanitize Rinse | Yes |
| Delay Start | 1-24 Hour |
| Rack System | |
| Rack Design | Deluxe |
| Rack Coating | Nylon TufRacks™ |
| SpaceWise® Upper Rack - | |
| Rack Handles | Yes |
| Delicate-Care™ Soft Grips | Optional PN # 5304494157 |
| Fold-Down Tines | Yes |
| Cup Shelves/Stemware Grips | 2/6 |
| Versa-Tray™ | |
| Adjustable Rack Height | Yes |
| Lower Rack - | |
| SpaceWise® Silverware Basket | 3-Piece Split |
| Fold-Down Tines | 2 Full Rows |
| Small Items Cover | 3 |
| Third-Level Rack (Single Tray) | Yes |
| Certifications | |
| ENERGY STAR® | Yes |
| NSF® International Certification | Yes |
| Specifications | |
| Water Inlet Location | Bottom Left |
| Water Usage (Gallons) | 4.0 - 8.0 |
| Water Pressure (PSI) | 20 - 90 |
| Integral Air Gap on Supply | Yes |
| Leveling Legs | Yes |
| Power Supply Connection Location | Right Bottom Front |
| Voltage Rating | 120V/60 Hz/15A |
| Connected Load (kW Rating) @ 120 Volts¹ | 1.44 |
| Amps @ 120 Volts | 15 |
| Shipping Weight (Approx.) | 75 Lbs. |



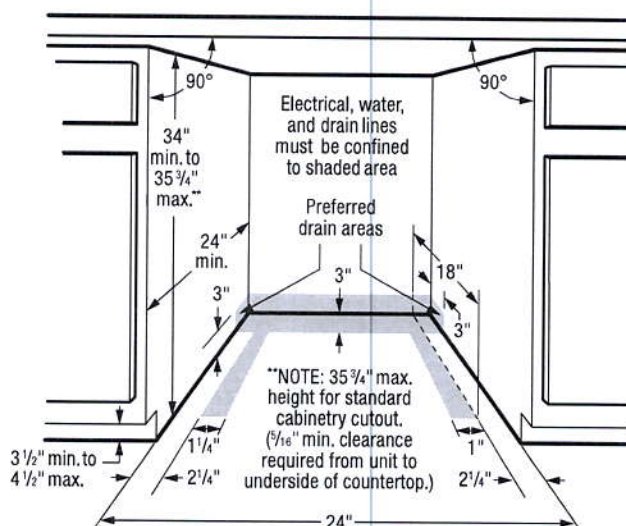
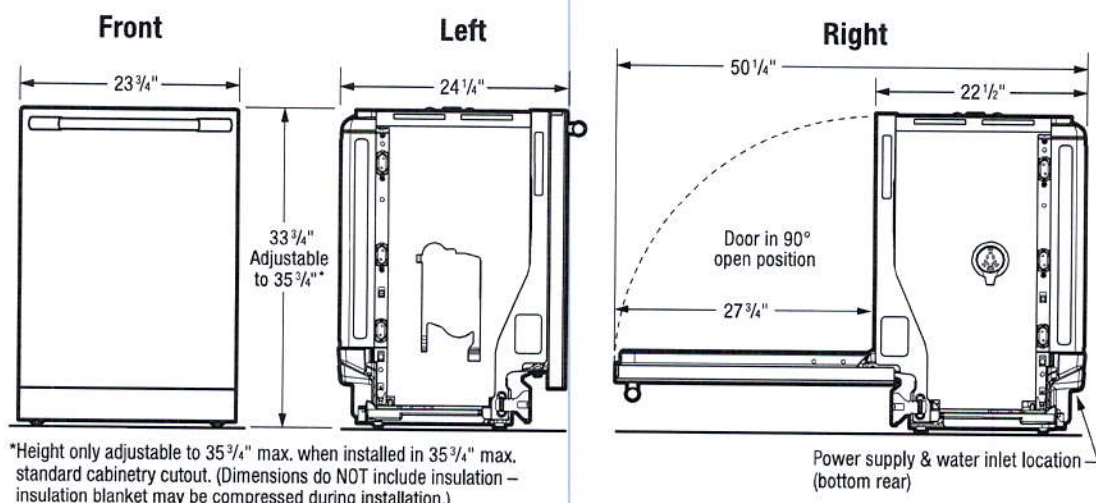
NOTE: For planning purposes only. Always consult local and national electric and plumbing codes. Refer to Product Installation Guide for detailed installation instructions on the web at frigidaire.com.



| Product Dimensions | | Cutout Dimensions | |
|----------------------------|-------------------|-------------------|---------|
| A - Height (Adjustable) | 33-3/4" - 35-3/4" | Height (Min.) | 34" |
| B - Width | 24" | Height (Max.) | 35-3/4" |
| C - Depth (Including Door) | 24-1/4" | Width (Min.) | 24" |
| D - Depth (To Tub Flange) | 22-1/2" | Depth (Min.) | 24" |
| Depth with Door Open 90° | 50-1/4" | | |

¹For use on adequately wired 120V, dedicated circuit having 2-wire service with a separate ground wire. Appliance must be grounded for safe operation.

Accessories information available on the web at frigidaire.com



Dishwasher Specifications

- Product Shipping Weight (approx.) – 75 Lbs.
- Voltage Rating – 120V/60 Hz/15 Amps (maximum 20 Amps if connected with disposer)
- Connected Load (kW Rating) @ 120 Volts = 1.44 kW (For use on adequately wired 120V, dedicated circuit having 2-wire service with a separate ground wire. Appliance must be grounded for safe operation.)
- Amps @ 120V = 15 Amps
- Always consult local and national electric & plumbing codes. Meets requirements of ASSE 1006 – integral air gap on supply.
- Water Pressure – Hot water line to dishwasher must provide between 20 and 90 pounds per square inch (psi) with at least 120°F hot water temperature.
- Make sure location has correct drain, water and electrical outlets to make connections—MUST be confined to shaded areas.
- Electrical and water supplies should enter cabinet opening on floor, or through back or side walls, as shown in shaded areas.
- If connecting drain hose to sink trap, local code may require installation of Air Gap Kit (not included).

- Leveling legs supplied to adjust height. (Note: Height only adjustable to 35-3/4" max. when installed in 35-3/4" max. standard cabinetry cutout. 5/16" min. clearance required from top of unit to underside of countertop. Dimensions do NOT include insulation – insulation blanket may be compressed during installation.)
- When installing adjacent to wall, cabinet or other obstruction that extends beyond front edge of unit, allow 2" minimum clearance between opened door and obstruction.
- Floor should be flat and free of obstructions with carpet removed to provide motor clearance.
- When installing at end of cabinet line, sides and back must be fully enclosed.
- Do not install unit under a cooktop, damage will occur.
- Recommended to seal cabinets, enclosing all sides of dishwasher, including underside of countertop, with oil-based paint or moisture-proof polyurethane to prevent possible steam/moisture damage.

Note: For planning purposes only. Refer to Product Installation Guide on the web at frigidaire.com for detailed instructions.

FRIGIDAIRE

USA • 10200 David Taylor Drive • Charlotte, NC 28262 • 1-800-FRIGIDAIRE • frigidaire.com
CANADA • 5855 Terry Fox Way • Mississauga, ON L5V 3E4 • 1-800-265-8352 • frigidaire.ca

FPID2498S 10/16

© 2016 Electrolux Home Products, Inc.



Specifications subject to change.

The floor plan shows the following rooms and dimensions:

- KITCHEN:** 14'6" x 8'0"
- BREAKFAST:** 14'6" x 8'6"
- FAMILY ROOM:** 17'0" x 11'0"
- DINING ROOM:** 16'0" x 11'0"
- LIVING ROOM:** 20'0" x 16'0"
- LIBRARY:** 9'0" x 7'5"
- GARAGE:** 20'0" x 18'4"
- COVERED PORCH:** Located at the front entrance.
- FOYER:** Located at the back entrance.
- PORTICO:** Located at the rear of the house.

Handwritten annotations in blue ink include:

- "Tile" in the Kitchen and Breakfast areas.
- "H" in the Family Room, Dining Room, Library, and Living Room.
- "@h" in the Kitchen and Library.
- "T" in the Living Room.
- "m" in the Foyer.
- "Tile" in the Garage area.

The plan is labeled "MAIN LEVEL" and "ELEV. 1" at the bottom.

[illegible]

Frameless

MASTER BEDROOM
16'6" x 14'0"

MASTER ENSUITE

WALK-IN CLOSET

BEDROOM 2
12'0" x 10'0"

SHARED ENSUITE

BEDROOM 3
12'4" x 11'0"

BEDROOM 4
12'6" x 11'0"

BATH

LAUNDRY

CLOSET

WALK-IN CLOSET

FLOOR 1

UPPER LEVEL
OPTIONAL 5 BEDROOM
UPPER LEVEL AVAILABLE

FLOOR 2