STRIP FOOTINGS - FOR SINGLES & SEMIS UP TO 2 STOREYS

120 KPa NATIVE SOIL
- 20"x6" CONCRETE STRIP FOOTINGS BELOW FOUNDATION WALLS.
- 24"x8" CONCRETE STRIP FOOTINGS BELOW PARTY WALLS.

100 KPa NATIVE SOIL
- 22"x8" CONCRETE STRIP FOOTINGS BELOW FOUNDATION WALLS.
- 26"x10" CONCRETE STRIP FOOTINGS BELOW PARTY WALLS. OR 28"x8" CONCRETE STRIP FOOTINGS WITH REINFORCING BELOW PARTY WALLS.

90 KPa ENGINEERED FILL SOIL
- 24"x8" CONCRETE STRIP FOOTINGS WITH REINFORCING BELOW FOUNDATION WALLS.
- 30"x8" CONCRETE STRIP FOOTINGS WITH REINFORCING BELOW PARTY WALLS.

(ASSUMED 120/100 KPa NATIVE SOIL BEARING CAPACITY OR 90 KPa FOR ENGINEERED FILL. TO BE VERIFIED ON SITE. REFER TO ENGINEERED FILL FOOTING DETAIL FOR REINFORCEMENT)

PAD FOOTINGS

120 KPa NATIVE SOIL
F1 = 42"x42"x18" CONCRETE PAD
F2 = 36"x36"x16" CONCRETE PAD
F3 = 30"x30"x12" CONCRETE PAD
F4 = 24"x24"x12" CONCRETE PAD
F5 = 16"x16"x8" CONCRETE PAD

100 KPa NATIVE SOIL
F1 = 46"x46"x20" CONCRETE PAD
F2 = 38"x38"x16" CONCRETE PAD
F3 = 32"x32"x14" CONCRETE PAD
F4 = 26"x26"x12" CONCRETE PAD
F5 = 17"x17"x8" CONCRETE PAD

90 KPa ENGINEERED FILL SOIL
F1 = 48"x48"x20" CONCRETE PAD
F2 = 40"x40"x16" CONCRETE PAD
F3 = 34"x34"x14" CONCRETE PAD
F4 = 28"x28"x12" CONCRETE PAD
F5 = 18"x18"x8" CONCRETE PAD

(REFER TO FLOOR PLAN FOR UNUSUAL SIZE PADS NOT ON CHART.)

BRICK VENEER LINTELS (WL)

WL1 =3-1/2" x 3-1/2" x 1/4"L (90x90x6.0L) + 2-2"x8" SPR. No.2
WL2 =4" x 3-1/2" x 5/16"L (100x90x8.0L) + 2-2"x8" SPR. No.2
WL3 =5" x 3-1/2" x 5/16"L (125x90x8.0L) + 2-2"x10" SPR. No.2
WL4 =6" x 3-1/2" x 3/8"L (150x90x10.0L) + 2-2"x12" SPR. No.2
WL5 =6" x 4" x 3/8"L (150x100x10.0L) + 2-2"x12" SPR. No.2
WL6 =5" x 3-1/2" x 5/16"L (125x90x8.0L) + 2-2"x12" SPR. No.2
WL7 =5" x 3-1/2" x 5/16"L (125x90x8.0L) + 3-2"x12" SPR. No.2
WL8 =5" x 3-1/2" x 5/16"L (125x90x8.0L) + 3-2"x10" SPR. No.2
WL9 =6" x 4" x 3/8"L (150x100x10.0L) + 3-2"x10" SPR. No.2

WOOD LINTELS AND BEAMS (WB)

WB1 =2-2"x6" (2-38x184) SPR. No.2
WB2 =3-2"x8" (3-38x184) SPR. No.2
WB3 =2-2"x10" (2-38x235) SPR. No.2
WB4 =3-2"x10" (3-38x235) SPR. No.2
WB5 =2-2"x12" (2-38x286) SPR. No.2
WB6 =3-2"x12" (3-38x286) SPR. No.2
WB7 =5-2"x12" (5-38x286) SPR. No.2
WB11 =4-2"x10" (4-38x235) SPR. No.2
WB12 =4-2"x12" (4-38x286) SPR. No.2

LAMINATED VENEER LUMBER (LVL) BEAMS

LVL1A =1-1 3/4"x7 1/4" (1-45x184)
LVL1 =2-1 3/4"x7 1/4" (2-45x184)
LVL2 =3-1 3/4"x7 1/4" (3-45x184)
LVL3 =4-1 3/4"x7 1/4" (4-45x184)
LVL4A =1-1 3/4"x9 1/2" (1-45x240)
LVL4 =2-1 3/4"x9 1/2" (2-45x240)
LVL5 =3-1 3/4"x9 1/2" (3-45x240)
LVL5A =4-1 3/4"x9 1/2" (4-45x240)
LVL6A =1-1 3/4"x11 7/8" (1-45x300)
LVL6 =2-1 3/4"x11 7/8" (2-45x300)
LVL7 =3-1 3/4"x11 7/8" (3-45x300)
LVL8 =2-1 3/4"x14" (2-45x356)
LVL9 =3-1 3/4"x14" (3-45x356)

LOOSE STEEL LINTELS (L)

L1 =3-1/2" x 3-1/2" x 1/4"L (90x90x6.0L)
L2 =4" x 3-1/2" x 5/16"L (100x90x8.0L)
L3 =5" x 3-1/2" x 5/16"L (125x90x8.0L)
L4 =6" x 3-1/2" x 3/8"L (150x90x10.0L)
L5 =6" x 4" x 3/8"L (150x100x10.0L)
L6 =7" x 4" x 3/8"L (180x100x10.0L)

NOTE: ROOF FRAMING
REFER TO ROOF TRUSS SHOP DRAWINGS FOR ALL ROOF FRAMING INFORMATION UNLESS OTHERWISE NOTED.

NOTE: ENGINEERED FLOOR FRAMING
REFER TO ENGINEERED FLOOR LAYOUTS FOR ALL ENGINEERED FLOOR FRAMING INFORMATION AND DETAILS. UNLESS OTHERWISE NOTED.

PLANS NOT DRAWN TO ACTUAL GRADE. REFER TO FINAL APPROVED GRADING PLAN.

VENEER CUT
WHEN VENEER CUT IS GREATER THAN 26", A 10" POURED CONCRETE FOUNDATION WALL IS REQUIRED.

DOOR SCHEDULE

NOS.	WIDTH	HEIGHT 8'-9' CEILING	HEIGHT 10' OR MORE CEILING	TYPE
1	2'-10"	6'-8"	8'-0"	INSULATED ENTRANCE DOOR
1a	2'-8"	6'-8"	8'-0"	INSULATED FRONT DOORS
2	2'-8"	6'-8"	8'-0"	WOOD & GLASS DOOR
3	2'-8"	6'-8"	8'-0"	EXTERIOR SLAB DOOR
4	2'-8"	6'-8"	8'-0"	INTERIOR SLAB DOOR
5	2'-6"	6'-8"	8'-0"	INTERIOR SLAB DOOR
6	2'-2"	6'-8"	8'-0"	INTERIOR SLAB DOOR
7	1'-6"	6'-8"	8'-0"	INTERIOR SLAB DOOR
8	3'-0"	6'-8"	8'-0"	INTERIOR SLAB DOOR

CERAMIC TILE FOR CONVENTIONAL LUMBER (OBC 9.30.6)
SPACE ALL CONVENTIONAL FLOOR JOISTS @ 12" O.C. BELOW ALL CERAMIC TILE AREAS.
PROVIDE 1 ROW BRIDGING FOR SPANS OF 5'0"-7'0", 2 ROWS FOR SPANS GREATER THAN 7'0".

EXPOSED CONCRETE (FLATWORK)
ALL GARAGE SLABS, PORCH SLABS, STAIRS (EXPOSED CONC. FLAT WORK) TO BE 32 MPa. WITH 5-8% AIR ENTRAINMENT.

TWO STOREY HEIGHT WALL DETAIL

2-2"x6" STUD WALL NAILED TOGETHER AND SPACED @ 12"o.c. FULL HEIGHT, c/w SOLID BLOCKING @ 4'-0" o.c. VERTICAL AND 7/16" EXT. PLYWOOD SHEATHING.



NOTE: MAXIMUM HEIGHT OF WALL FOR THIS DETAIL IS 18'-0" AND MAX. SUPPORTED LENGTH OF TRUSS IS 40'-0".

THE MINIMUM THERMAL PERFORMANCE OF BUILDING ENVELOPE AND EQUIPMENT SHALL CONFORM TO THE FOLLOWING:

ENERGY STAR V-17 JANUARY 2009

COMPONENT	NOTE
CEILING WITH ATTIC SPACE MINIMUM RSI (R) VALUE	10.55 (R60)
CEILING WITHOUT ATTIC SPACE MINIMUM RSI (R) VALUE	5.46 (R31)
EXPOSED FLOOR MINIMUM RSI (R) VALUE	5.46 (R31)
WALLS ABOVE GRADE MINIMUM RSI (R) VALUE	4.75 (R22-R25)
BASEMENT WALLS MINIMUM RSI (R) VALUE	3.52 (R20 BLANKET)
EDGE OF BELOW GRADE SLAB ≤ 600mm BELOW GRADE MINIMUM RSI (R) VALUE	1.76 (R10)
SLAB ≤ 600mm BELOW GRADE MINIMUM RSI (R) VALUE	1.76 (R10)
WINDOWS & SLIDING GLASS DOORS MAXIMUM U-VALUE	ENERGY STAR ⓡ ZONE 2 (OR 29/UV 1.4)
SPACE HEATING EQUIPMENT MINIMUM AFUE	95% AFUE
GAS FIREPLACE	ELECTRONIC SPARK IGNITION
HRV MINIMUM EFFICIENCY	75% SRE ENERGY STAR ⓡ HRV TO BE INTERCONNECTED TO THE FURNACE FAN. MUST BE BALANCED INDICATING ON HIGH SPEED PRESS./STALE
HOT WATER TANK	CONDENSING HOT WATER TANK SOH TE EMPTROENSE
DRAIN WATER HEAT RECOVERY	TWO SHOWERS > 42"
AIR TIGHTNESS MUST MEET MINIMUM	DETACHED LEVEL 1 (2.5 ACH/0.16 NLR) ATTACHED LEVEL 1 (3.0 ACH/0.26 NLR)
DUCT SEALING	ALL SUPPLY DUCTS & 1m OF RETURN DUCTS
LIGHTS	75% CFLs OR LEDs

2875 SF.

AREA CALCULATIONS	ELEV '2'
GROUND FLOOR AREA	1275 SF
SECOND FLOOR AREA	1600 SF
TOTAL FLOOR AREA	2875 SF (267.09 m2)
FIRST FLOOR OPEN AREA	XX SF
SECOND FLOOR OPEN AREA	XX SF
ADD TOTAL OPEN AREAS	+XX SF
ADD FINISHED BSMT AREA	+XX SF
GROSS FLOOR AREA	2875 SF (267.09 m2)
GROUND FLOOR COVERAGE	1275 SF
GARAGE COVERAGE/AREA	408 SF
PORCH COVERAGE/AREA	85 SF
COVERAGE W/ PORCH	1748 SF (162.35 m2)
COVERAGE W/O PORCH	1693 SF (156.35 m2)

THE STRUCTURE MUST BE [illegible]

Electrical Contractor Registration Agency
Electrical Safety Authority

ALL ELECTRICAL INSTALLATIONS MUST BE INSPECTED BY THE ELECTRICAL SAFETY AUTHORITY. SEPARATE INSPECTION APPLICATIONS MUST BE FILED.
FOR MORE INFORMATION PLEASE CALL: ELECTRICAL SAFETY AUTHORITY 1-877-ESA-SAFE (372-7233)
PLUG IN SAFELY. HIRE A LICENSED ELECTRICAL CONTRACTOR. FIND A CONTRACTOR AT www.plugintosafety.ca

APPROVED
For construction as per the Ontario Building Code
Town of Caledon Building Department
Initial K.Millar
Date Sept 27/19
File # BR19010609

It is the builder's complete responsibility to ensure that all plans submitted for approval fully comply with the Architectural Guidelines and all applicable regulations and requirements including zoning provisions and any provisions in the subdivision agreement. The Control Architect is not responsible in any way for examining or approving site (building) plans or working drawings with respect to any zoning or building code or permit matter or that any house can be properly built or located on its lot.

This is to certify that these plans comply with the applicable Architectural Design Guidelines approved by the Town of CALEDON

BUILDING INSPECTOR IS REQUIRED TO BE ON SITE FOR ALL MANDATORY INSPECTIONS. REFER TO ATTACHED BUILDING PERMIT FOR DETAILS

UNINSULATED OPENINGS (PER OBC. SB-12,3.1.1(7))

WOODCROFT 11, EL. 2 (4 BED) W/O	ENERGY EFFICIENCY - ENERGY STAR		
ELEVATION	WALL AREA S.F.	OPENING S.F.	PERCENTAGE
FRONT	938 S.F.	125.00 S.F.	13.33 %
LEFT SIDE	803 S.F.	27.33 S.F.	3.40 %
RIGHT SIDE	833 S.F.	106.00 S.F.	12.73 %
REAR	1249 S.F.	285.65 S.F.	22.87 %
* OPENINGS OMITTED AS PER SB-12 3.1.1.9(4) MAX 19.9 S.F. REFER TO ELEVATION FOR LOCATION		0.0 S.F.	
TOTAL SQ. FT.	3823.00 S.F.	543.98 S.F.	14.23 %
TOTAL SQ. M.	355.17 S.M.	50.54 S.M.	14.23 %

REGISTERED PROFESSIONAL ENGINEER B. MARINKOVIC PROVINCE OF ONTARIO
STRUDET INC.
FOR STRUCTURE ONLY

ESCC MODEL
ENERGY STAR- V 17

RECEIVED AUG 26 2019
TOWN OF CALEDON BUILDING SECTION

WOODCROFT 11-050
ENERGY STAR

no.	description	date	by	no.	description	date	by
18				9			
17				8			
16				7			
15				6			
14				5			
13				4	WOODCROFT 11-059 PER CLIENT REQUEST	JUL 29/19	GW
12				3	ISSUED FOR PERMIT.	FEB 05/19	GW
11				2	ROOF-FLOOR-ENG. CO-ORD.	JAN 08/19	GW
10				1	PRELIMINARY. ISSUED FOR CLIENT REVIEW.	OCT. 01/18	GW

The undersigned has reviewed and takes responsibility for this design and has the qualifications and meets the requirements set out in the Ontario Building Code to be a designer.
qualification information
Richard Vink — signature — 26489 — BCIN
registration information
VA3 Design Inc. — 42858
Contractor must verify all dimensions on the job and report any discrepancy to the designer before proceeding with the work. All drawings and specifications are instruments of service and the property of the designer which must be returned at the completion of the work. Drawings are not to be scaled.

VA3 DESIGN
255 Consumers Rd Suite 120
Toronto ON M2J 1R4
t 416.630.2255 f 416.630.4782
va3design.com

Greenpark
project name: LAMBERTS LANE HOME CORP. PH.2 — municipality: CALEDON
WOODCROFT 11 — 13.7m
project no. 18023
date: SEPT. 2018 — drawing title: GENERAL NOTES & CHARTS
drawn by: WT — checked by: — scale: 3/16" = 1'-0" — file name: 18023-WOODCROFT-11-050
drawing no. A0

All drawings specifications, related documents and design are the copyright property of VA3 DESIGN. Reproduction of this property in whole or in part is strictly prohibited without VA3 DESIGN's written permission.

A COMPLETE SET OF REVIEWED DRAWINGS & SPECIFICATIONS MUST BE KEPT ON SITE AT ALL TIMES DURING CONSTRUCTION AS PER O.B.C.

APPLICANT COPY

2875 SF.

WOOD DOUBLE DECK DETAILS
REFER TO STANDARD DETAIL PACKAGE (PAGE D1) FOR ADDITIONAL WOOD DECK INFORMATION.

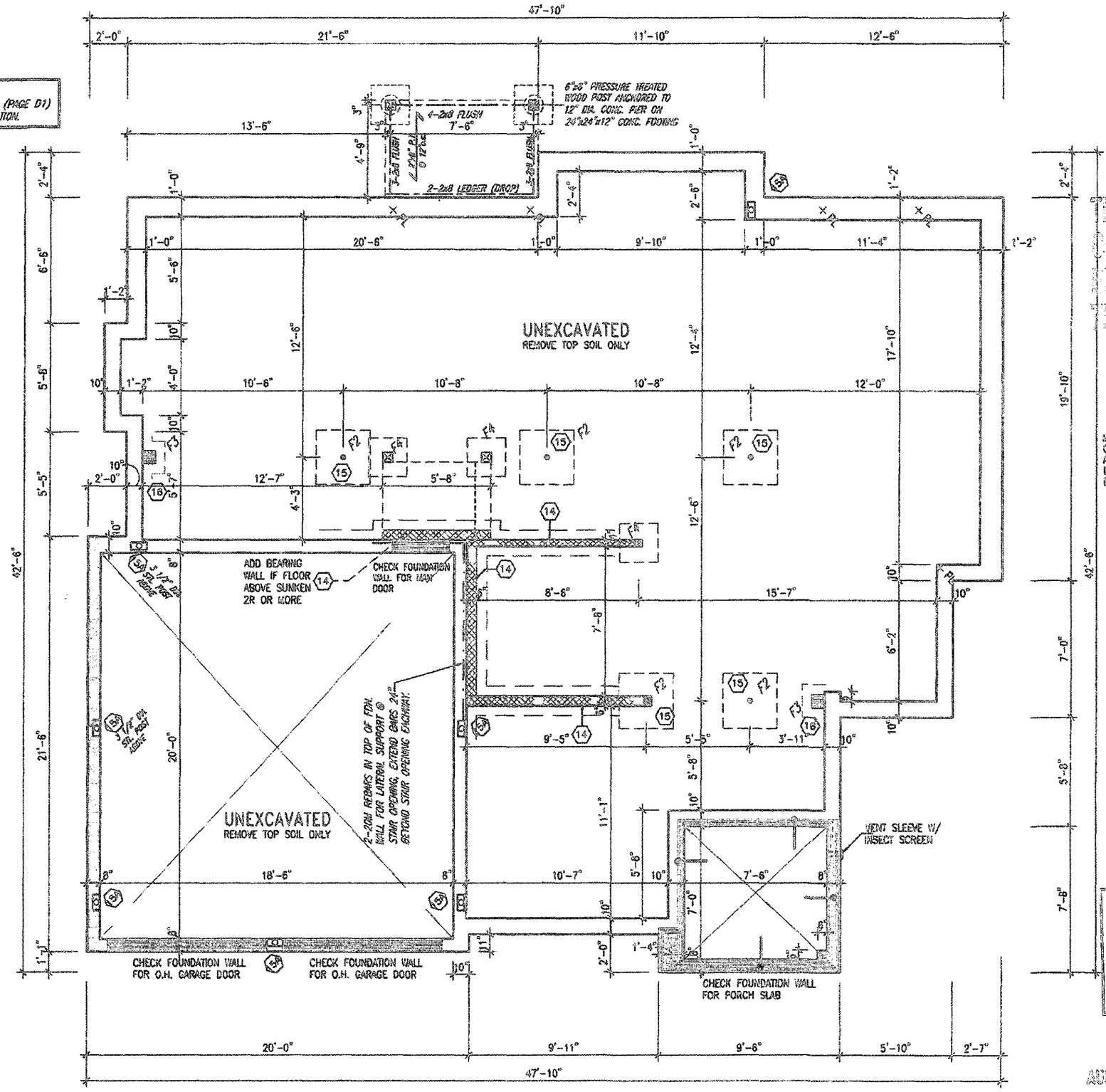

MINIMUM CEILING HEIGHT SHALL BE 2100 MM OVER AT LEAST 75% OF BASEMENT AREA EXCEPT THAT UNDER BEAMS AND DUCTS THE CLEARANCE IS PERMITTED TO BE REDUCED 1950 MM

SMOKE ALARMS AND CARBON MONOXIDE DETECTORS SHALL CONFORM TO SUBSECTIONS 9.10.19. AND 9.33.4. OF THE ONTARIO BUILDING CODE

THIS STRUCTURE MUST BE ... FOR ... ACCORDANCE WITH THE ONTARIO BUILDING CODE

It is the builder's complete responsibility to ensure that all plans submitted for approval fully comply with the Architectural Guidelines and all applicable regulations and requirements including zoning provisions and any provisions in the subdivision agreement. The Control Architect is not responsible in any way for examining or approving site (lotting) plans or working drawings with respect to any zoning or building code or permit matter or that any house can be properly built or located on its lot.

This is to certify that these plans comply with the applicable Architectural Design Guidelines approved by the Town of CALEDON

JOHN G. WILLIAMS LTD. ARCHITECT
ARCHITECTURAL CONTROL REVIEW AND APPROVAL
APPROVED BY
DATE AUG 15, 2019

RECEIVED
AUG 2 8 2019
TOWN OF CALEDON
BUILDING SECTION
FILE NO

AUG 0 7 2019

REGISTERED PROFESSIONAL ENGINEER
B. MARINKOVIC
PROVINCE OF ONTARIO
STRUDET INC.
FOR STRUCTURE ONLY

FOUNDATION PLAN - ELEV. '2'

INDICATES REDUCED SIDE YARD CONDITION

WOODCROFT 11-050
ENERGY STAR

no.	description	date	by
18			
17			
16			
15			
14			
13			
12			
11			
10			

no.	description	date	by
9			
8			
7			
6			
5			
4	WOODCROFT 11-050 PER CLIENT REQUEST	JUL 29/19	GW
3	ISSUED FOR PERMIT.	FEB 05/19	GW
2	ROOF-FLOOR-ENG. CO-ORD.	JAN 09/19	GW
1	PRELIMINARY. ISSUED FOR CLIENT REVIEW.	OCT. 01/18	GW

The undersigned has reviewed and takes responsibility for this design and has the qualifications and meets the requirements set out in the Ontario Building Code to be a Designer.
qualification information
Richard Vink — signature — 24488
name — signature — BCIN
registration information
VA3 Design Inc. — 42650

Contractor must verify all dimensions on the job and report any discrepancy to the Designer before proceeding with the work. All drawings and specifications are instruments of service and the property of the Designer which must be returned at the completion of the work. Drawings are not to be scaled.

VA3 DESIGN
255 Consumers Rd Suite 120
Toronto ON M2J 1R4
t 416.630.2255 f 416.630.4762
va3design.com

Greenpark
project name: LAMBERTS LANE HOME CORP. PH.2
municipality: CALEDON

WOODCROFT 11
13.7m
project no. 18023

date: SEPT. 2018
FOUNDATION PLAN - ELEV. '2'
drawn by: WT
checked by:
scale: 3/16" = 1'-0"
file name: 18023-WOODCROFT-11-050
drawing no. A1a

All drawings specifications, related documents and design are the copyright property of VA3 DESIGN. Reproduction of this property in whole or in part is strictly prohibited without VA3 DESIGN's written permission.

2875 SF.

WOOD DOUBLE DECK DETAILS
REFER TO STANDARD DETAIL PACKAGE (PAGE D1) FOR ADDITIONAL WOOD DECK INFORMATION.

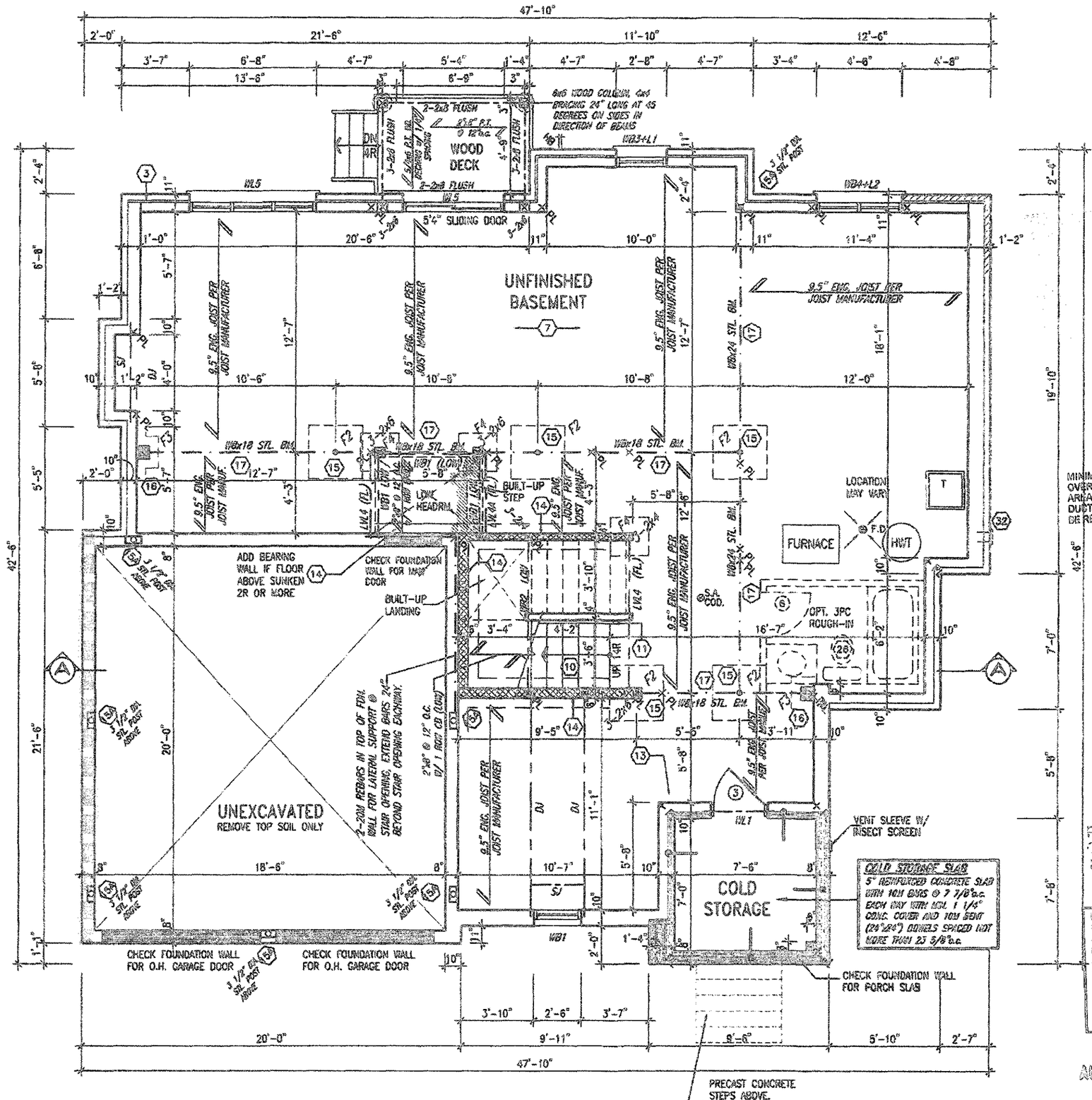

COLD STORAGE SLAB
5" REINFORCED CONCRETE SLAB WITH 10M BARS @ 7 7/8"o.c. EACH WAY WITH MIN. 1 1/4" CONC. COVER AND 10M DENT (24"x24") DOWELS SPACED NOT MORE THAN 23 5/8"o.c.

MINIMUM CEILING HEIGHT SHALL BE 2100 MM OVER AT LEAST 75% OF BASEMENT AREA EXCEPT THAT UNDER BEAMS AND DUCTS THE CLEARANCE IS PERMITTED TO BE REDUCED 1950 MM

SMOKE ALARMS AND CARBON MONOXIDE DETECTORS SHALL CONFORM TO SUBSECTIONS 9.10.19. AND 9.33.4. OF THE ONTARIO BUILDING CODE

PROVIDE RESILIENT FLOORING IN [illegible] OF THE ONTARIO BUILDING CODE

It is the builder's complete responsibility to ensure that all plans submitted for approval fully comply with the Architectural Guidelines and all applicable regulations and requirements including zoning provisions and any provisions in the subdivision agreement. The Control Architect is not responsible in any way for examining or approving site (lotting) plans or working drawings with respect to any zoning or building code or permit matter or that any house can be properly built or located on its lot

This is to certify that these plans comply with the applicable Architectural Design Guidelines approved by the Town of CALEDON

JOHN G. WILLIAMS LTD., ARCHITECT
ARCHITECTURAL CONTROL REVIEW AND APPROVAL
APPROVED BY
DATE AUG 15 2019

RECEIVED
AUG 2 8 2019
TOWN OF CALEDON
BY LIVING SECTION
FILE NO.

AUG 0 7 2019

INDICATES REDUCED SIDE YARD CONDITION

BASEMENT PLAN – ELEV. '2'

WOODCROFT 11–050
ENERGY STAR

REGISTERED PROFESSIONAL ENGINEER
B. MARINKOVIC
PROVINCE OF ONTARIO
STRUDET INC.
FOR STRUCTURE ONLY

no.	description	date	by
18			
17			
16			
15			
14			
13			
12			
11			
10			
9			
8			
7			
6			
5			
4	WOODCROFT 11-050 PER CLIENT REQUEST	JUL 29/19	GW
3	ISSUED FOR PERMIT.	FEB 05/19	GW
2	ROOF-FLOOR-ENG. CO-ORD.	JAN 09/19	GW
1	PRELIMINARY. ISSUED FOR CLIENT REVIEW.	OCT. 01/18	GW

The undersigned has reviewed and takes responsibility for this design and has the qualifications and meets the requirements set out in the Ontario Building Code to be a Designer.
qualification information
Richard Vink 24486
name signature stamp
qualification information
VA3 Design Inc. 42655

Contractor must verify all dimensions on the job and report any discrepancy to the Designer before proceeding with the work. All drawings and specifications are instruments of service and the property of the Designer which must be returned at the completion of the work. Drawings are not to be scaled.

VA3 DESIGN
255 Consumers Rd Suite 120
Toronto ON M2J 1R4
t 416.630.2255 f 416.630.4757
va3design.com

Greenpark.

project name: LAMBERTS LANE HOME CORP. PH.2	municipality: CALEDON
WOODCROFT 11 13.7m	project no. 18023
date: SEPT. 2018	BASEMENT PLAN – ELEV. '2'
drawn by: GW	checked by: RV
scale: 3/16" = 1'-0"	file name: 18023-WOODCROFT-11-050
drawing no. A2a	

All drawings specifications, related documents and design are the copyright property of VA3 DESIGN. Reproduction of this property in whole or in part is strictly prohibited without VA3 DESIGN's written permission.

INDICATES REDUCED SIDE YARD CONDITION

2875 SF.

WOOD DECK DETAILS
REFER TO STANDARD DETAIL PACKAGE (PAGE 5) FOR ADDITIONAL WOOD DECK INFORMATION.

It is the builder's complete responsibility to ensure that all plans submitted for approval fully comply with the Architectural Guidelines and all applicable regulations and requirements including zoning provisions and any provisions in the subdivision agreement. The Control Architect is not responsible in any way for examining or approving site (lotting) plans or working drawings with respect to any zoning or building code or permit matter or that any house can be properly built or located on its lot.

This is to certify that these plans comply with the applicable Architectural Design Guidelines approved by the Town of CALEDON

JOHN G. WILLEMS LTD., ARCHITECT
ARCHITECTURAL CONTROL REVIEW
AND APPROVAL
APPROVED BY
DATE SEP 27 2019

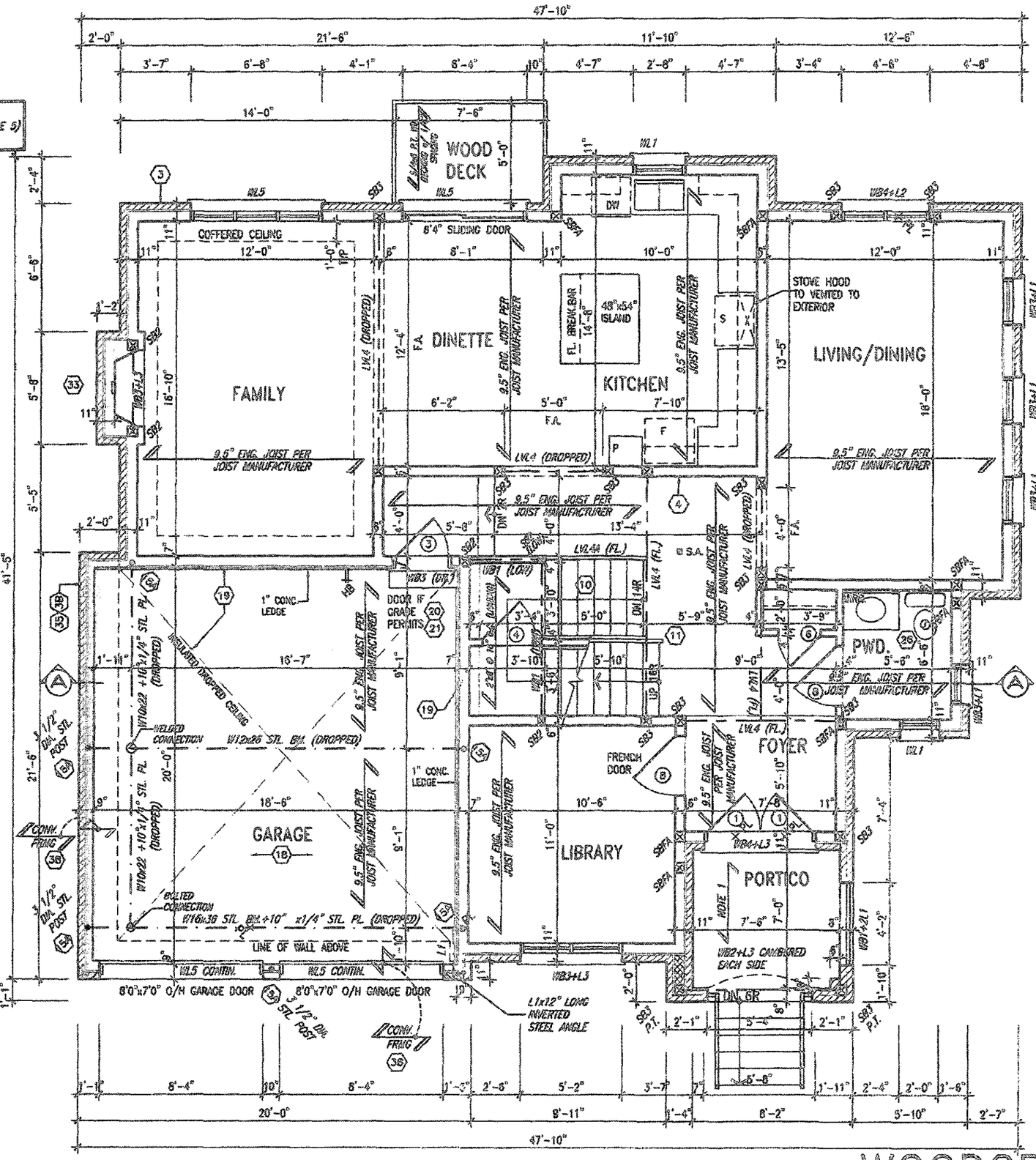

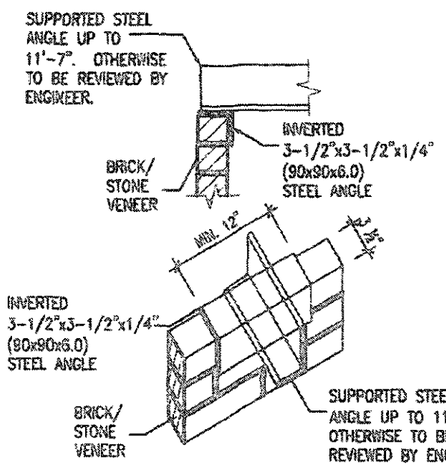

INVERTED STEEL ANGLE DETAIL

REGISTERED PROFESSIONAL ENGINEER
B. MARINKOVIC
PROVINCE OF ONTARIO
STRUDET INC.
FOR STRUCTURE ONLY

RECEIVED
SEP 19 2019
TOWN OF CALEDON
BUILDING SECTION
FILE NO

SMOKE ALARMS AND CARBON MONOXIDE DETECTORS SHALL CONFORM TO SUBSECTIONS 9.10.19. AND 9.33.4. OF THE ONTARIO BUILDING CODE

SEP 16 2019

NOTE 1:
FLAT ROOF FRAMING (TYP.)
2"x6" @ 12" O.C. P.T. CLG. JST.
w/ 2"x4" @ 12" O.C. P.T.
DIAGONALLY CUT CROSS PURLINS
w/ 5/8" EXTERIOR GRADE SHEATHING + SINGLE PLY ROOF MEMBRANE (SLOPE TO DRAIN)

GROUND FLOOR PLAN - ELEV. '2'

WOODCROFT 11-050

ENERGY STAR

PROVIDE 45mm FBR

no.	description	date	by
17			
16			
15			
14			
13			
12			
11			
10			
9			
8			
7			
6			
5	REVISED PER BLDG. DEPT. COMMENTS.	SEPT 11/19	GW
4	WOODCROFT 11-050 PER CLIENT REQUEST	JUL 29/19	GW
3	ISSUED FOR PERMIT.	FEB 05/19	GW
2	ROOF-FLOOR-ENG. CO-ORD.	JAN 09/19	GW
1	PRELIMINARY. ISSUED FOR CLIENT REVIEW.	OCT. 01/18	GW

The undersigned has reviewed and takes responsibility for this design and has the qualifications and meets the requirements set out in the Ontario Building Code to be a designer.
qualification information
Richard Vink 24428
name signature stamp
registration information
VA3 Design Inc. 42658

Contractor must verify all dimensions on the job and report any discrepancy to the designer before proceeding with the work. All drawings and specifications are instruments of service and the property of the designer which must be returned at the completion of the work. Drawings are not to be scaled.

VA3 DESIGN
255 Consumers Rd Suite 120
Toronto ON M2J 1R4
t 416.630.2255 f 416.630.4762
va3design.com

Greenpark
LAMBERTS LANE HOME CORP. PH.2 — municipality: CALEDON
WOODCROFT 11 — 13.7m — project no. 18023
date: SEPT. 2018 — drawing title: GROUND FLOOR PLAN - ELEV. '2'
drawn by: WT — scale: 3/16" = 1'-0" — file name: 18023-WOODCROFT-11-050
drawing no. A3a

All drawings specifications, related documents and design are the copyright property of VA3 DESIGN. Reproduction of this property in whole or in part is strictly prohibited without VA3 DESIGN's written permission.

2875 SF.

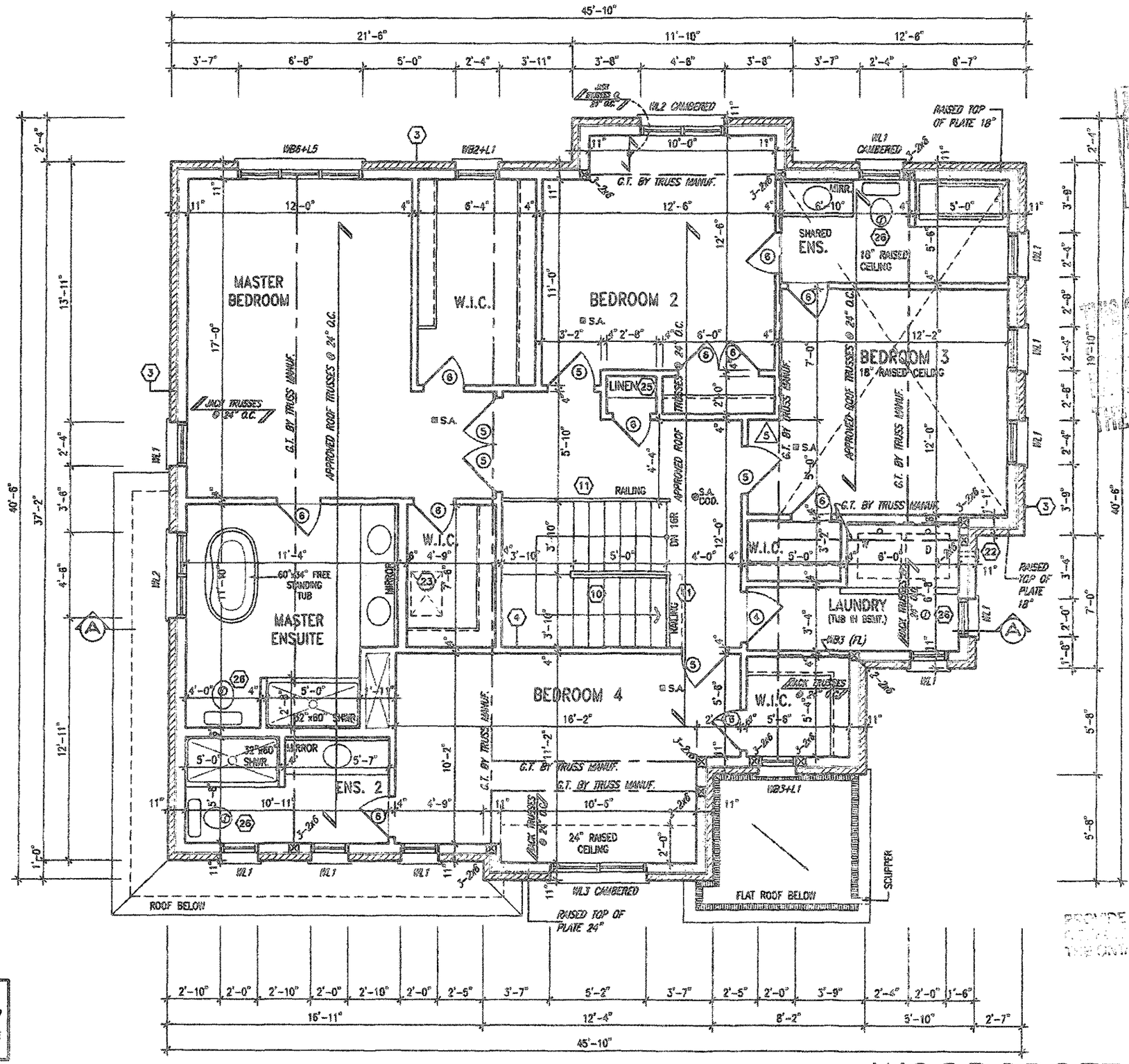

RECEIVED
SEP 19 2019
TOWN OF CALEDON
BUILDING SECTION
FILE NO

It is the builder's complete responsibility to ensure that all plans submitted for approval fully comply with the Architectural Guidelines and all applicable regulations and requirements including zoning provisions and any provisions in the subdivision agreement. The Control Architect is not responsible in any way for examining or approving site (lotting) plans or working drawings with respect to any zoning or building code or permit matter or that any house can be properly built or located on its lot.

This is to certify that these plans comply with the applicable Architectural Design Guidelines approved by the Town of CALEDON

JOHN G. WILLIAMS LTD., ARCHITECT
ARCHITECTURAL CONTROL REVIEW AND APPROVAL
APPROVED BY
DATE SEP 17, 2019

THIS STRUCTURE MUST BE [illegible] IN ACCORDANCE WITH PART 9 OF THE ONTARIO BUILDING CODE

SMOKE ALARMS AND CARBON MONOXIDE DETECTORS SHALL CONFORM TO SUBSECTIONS 9.10.19. AND 9.33.4. OF THE ONTARIO BUILDING CODE

PROVIDE RESILIENT FLOORING IN [illegible] OF THE ONTARIO BUILDING CODE

SEP 16 2019

STUD WALL REINFORCEMENT FOR FUTURE GRAB BARS IN MAIN BATHROOM
REINFORCEMENT OF STUD WALLS SHALL BE INSTALLED ADJACENT TO WATER CLOSETS AND SHOWER OR BATHTUB IN MAIN BATHROOM. REFER TO OBC. 9.5.2.3. 3.8.3.2.(1)(c) & 3.8.3.13.(1)(f).

REGISTERED PROFESSIONAL ENGINEER
B. MARINKOVIC
PROVINCE OF ONTARIO
STRUDET INC.
FOR STRUCTURE ONLY

SECOND FLOOR PLAN – ELEV. '2'

WOODCROFT 11–050
ENERGY STAR

no.	description	date	by
18			
17			
16			
15			
14			
13			
12			
11			
10			
9			
8			
7			
6			
5	REVISED PER BLDG. DEPT. COMMENTS.	SEPT 11/19	GW
4	WOODCROFT 11-050 PER CLIENT REQUEST	JUL 29/19	GW
3	ISSUED FOR PERMIT.	FEB 05/19	GW
2	ROOF-FLOOR-BLDG. CO-ORD.	JAN 08/19	GW
1	PRELIMINARY. ISSUED FOR CLIENT REVIEW.	OCT. 01/18	GW

The undersigned has assumed sole responsibility for this design and has the qualifications and meets the requirements set out in the Ontario Building Code to be a designer.
qualification information
Richard Vink — 24488
name — signature — BCIN
qualification information
VA3 Design Inc. — 42898

Contractor must verify all dimensions on the job and report any discrepancy to the designer before proceeding with the work. All drawings and specifications are instruments of service and the property of the designer which must be returned at the completion of the work. Drawings not to be scaled.

VA3 DESIGN
255 Consumers Rd Suite 120
Toronto ON M2J 1R3
t 416.630.2255 f 416.630.4782
va3design.com

Greenpark.

project name: LAMBERTS LANE NOME CORP. PH.2 — municipality: CALEDON
WOODCROFT 11 — 13.7m — project no. 18023
date: SEPT. 2018 — SECOND FLOOR PLAN – ELEV. '2'
drawn by: VR — checked by: — scale: 3/16" = 1'-0" — file name: 18023-WOODCROFT-11-050
drawing no. A4a

All drawings specifications, related documents and design are the copyright property of VA3 DESIGN. Reproduction of this property in whole or in part is strictly prohibited without VA3 DESIGN's written permission.

2875 SF.

OPENINGS WITHIN GUARDS AND SPACES BETWEEN GUARDS AND ALL FINISHED SURFACES SHALL NOT EXCEED 100 MM. GUARDS SHALL BE DESIGNED TO NOT FACILITATE CLIMBING

THIS STRUCTURE MUST BE [illegible] OR [illegible] OF THE ONTARIO BUILDING CODE

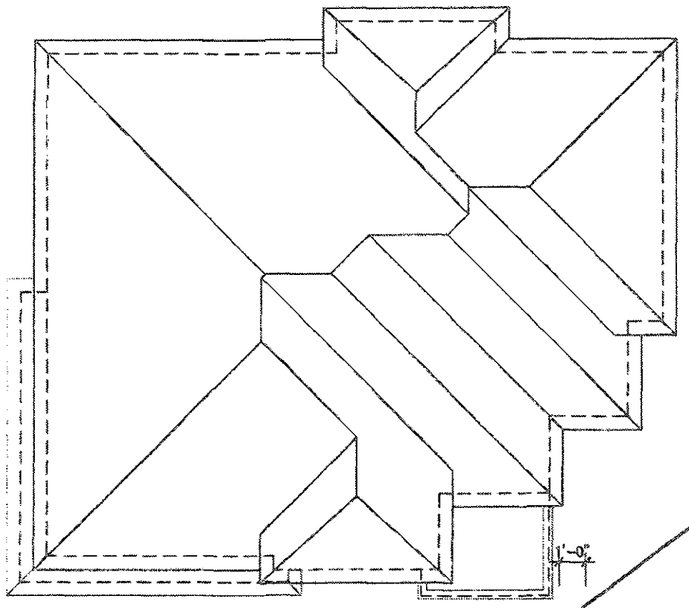

ROOF PLAN '2'

FRONT ELEVATION '2'

It is the builder's complete responsibility to ensure that all plans submitted for approval fully comply with the Architectural Guidelines and all applicable regulations and requirements including zoning provisions and any provisions in the subdivision agreement. The Control Architect is not responsible in any way for examining or approving site (lotting) plans or working drawings with respect to any zoning or building code or permit matter or that any house can be properly built or located on its lot.

This is to certify that these plans comply with the applicable Architectural Design Guidelines approved by the Town of CALEDON

JOHN G. WILLIAMS LTD., ARCHITECT
ARCHITECTURAL CONTROL REVIEW AND APPROVAL
APPROVED BY
DATE AUG 15, 2019

EXTERIOR RAILINGS:
3'-6" HIGH RAILING IF LANDING IS MORE THAN 5'-11" ABOVE FINISHED GRADE AND 3'-0" HIGH RAILING WHEN LANDING IS LESS THAN 5'-11" ABOVE ADJACENT FINISHED GRADE.

PORCH STEPS (TYP.)
PRECAST CONCRETE STEPS WITH INTEGRATED MASONRY LEDGE ON SIDES WHERE GRADE ALLOWS.

AUG 28 2019
TOWN OF CALEDON
BUILDING DIVISION

WOODCROFT 11-050
ENERGY STAR

no.	description	date	by	no.	description	date	by
18				9			
17				8			
16				7			
15				6			
14				5			
13				4	WOODCROFT 11-050 PER CLIENT REQUEST	JUL 29/19	GW
12				3	ISSUED FOR PERMIT	FEB 05/19	GW
11				2	ROOF-FLOOR-ENG. CO-ORD.	JAN 09/19	GW
10				1	PRELIMINARY. ISSUED FOR CLIENT REVIEW.	OCT. 01/18	GW

The undersigned has reviewed and takes responsibility for this design and has the qualifications and meets the requirements set out in the Ontario Building Code to be a Designer.
qualification information
Richard Vink — signature — 24486
name — registration
registration information
VA3 Design Inc. — 42598

Contractor must verify all dimensions on the job and report any discrepancy to the Designer before proceeding with the work. All drawings and specifications are instruments of service and the property of the Designer which must be returned at the completion of the work. Drawings are not to be scaled.

VA3 DESIGN
255 Consumers Rd Suite 120
Toronto ON M2J 1R4
t 416.630.2255 f 416.630.4762
va3design.com

Greenpark
project name: LAMBERTS LANE HOME CORP. PH.2
municipality: CALEDON
WOODCROFT 11
13.7m
project no. 18023
date: SEPT. 2018
FRONT ELEVATION '2'
drawn by: VT
checked by: –
scale: 3/16" = 1'-0"
file name: 18023-WOODCROFT-11-050
drawing no. A5a

All drawings, specifications, related documents and designs are the copyright property of VA3 DESIGN. Reproduction of this property in whole or in part is strictly prohibited without VA3 DESIGN's written permission.

2875 SF.

It is the builder's complete responsibility to ensure that all plans submitted for approval fully comply with the Architectural Guidelines and all applicable regulations and requirements including zoning provisions and any provisions in the subdivision agreement. The Control Architect is not responsible in any way for examining or approving site (lotting) plans or working drawings with respect to any zoning or building code or permit matter or that any house can be properly built or located on its lot.

This is to certify that these plans comply with the applicable Architectural Design Guidelines approved by the Town of CALEDON.

JOHN G. WILLIAMS LTD., ARCHITECT
ARCHITECTURAL CONTROL REVIEW AND APPROVAL
APPROVED BY
DATE AUG 13, 2019
This approval is limited to compliance with the Architectural Design Guidelines only and does not imply compliance with any other requirements.

BRICK VENEER CONSTRUCTION

(FOR WALLS LESS THAN 1.2M (3'-11") FROM THE LOT LINE)
45 MINUTE FIRE RATED WALL
PROVIDE A CONTINUOUS LAYER OF 12.7mm (1/2") TYPE 'X' GYPSUM BOARD (INTERIOR SIDE) INSTALLED SO THAT ALL EDGES ARE SUPPORTED, TAPED AND FILLED. SPACE BETWEEN WOOD STUDS TO BE FILLED WITH INSULATION CONFORMING TO CAN/ULC-S702, "MINERAL FIBRE THERMAL INSULATION FOR BUILDINGS" WITH A MASS OF NOT LESS THAN 1.22 Kg/SQ.M. AND MUST FILL AT LEAST 90% OF THE CAVITY THICKNESS. THE TYPE 'X' & INSULATION MUST BE RUN CONTINUOUSLY BEHIND ALL INTERSECTING PARTITIONS, MECHANICAL CHASES, BATHTUBS, SHOWERS, ETC. ENSURE INSULATION & TYPE 'X' IS INSTALLED IN GARAGE EXTERIOR WALLS. (REFER TO SECTION SB-2 OF OBC 2012-SUPPLEMENTARY STANDARDS)

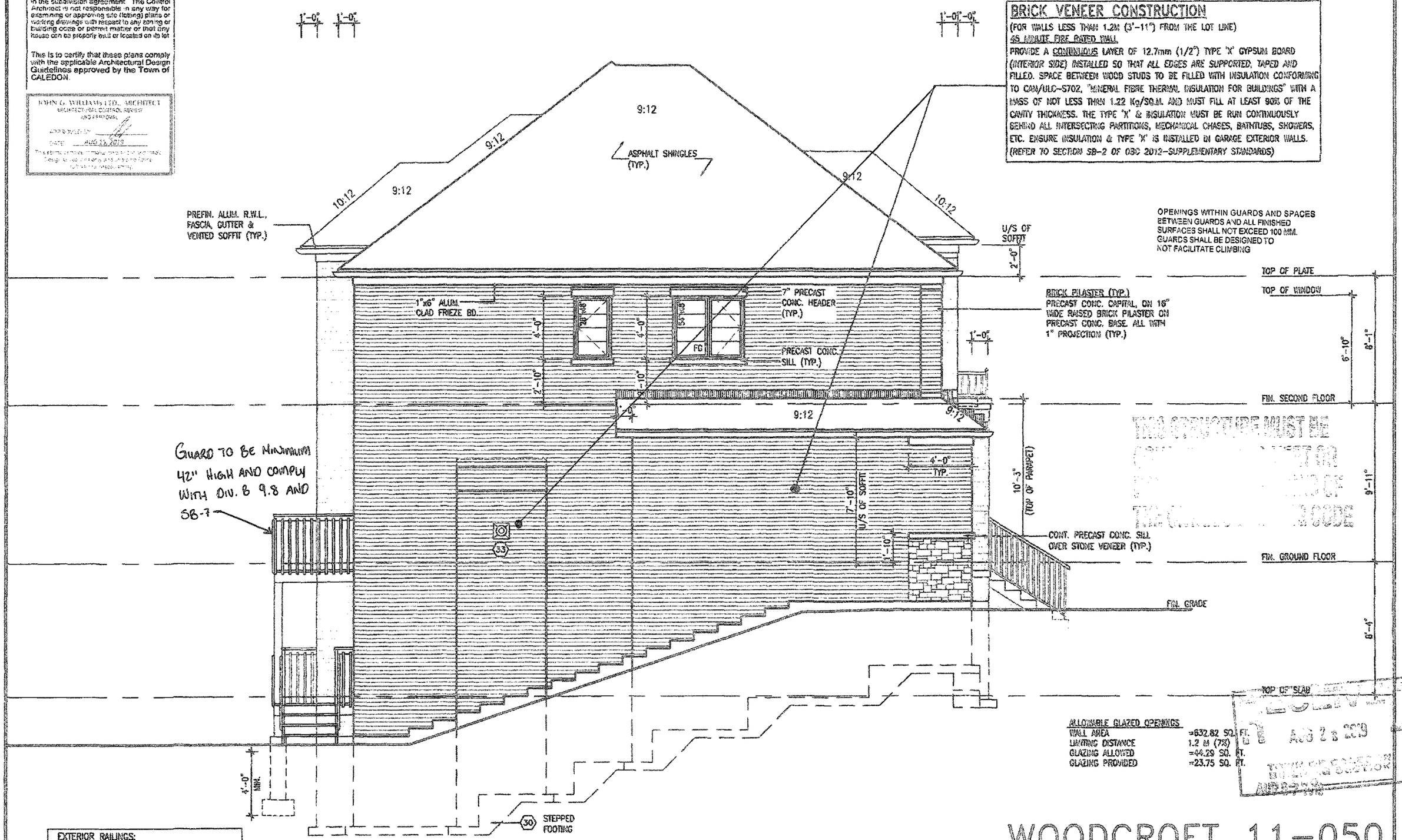

THIS CERTIFICATE MUST BE POSTED ON THE INSIDE OF THE CONSTRUCTION SITE

AUG 28 2019
BUILDING SECTION

ALLOWABLE GLAZED OPENINGS	
WALL AREA	=632.82 SQ. FT.
LIMITING DISTANCE	1.2 M (7%)
GLAZING ALLOWED	=44.29 SQ. FT.
GLAZING PROVIDED	=23.75 SQ. FT.

EXTERIOR RAILINGS:
3'-6" HIGH RAILING IF LANDING IS MORE THAN 5'-11" ABOVE FINISHED GRADE AND 3'-0" HIGH RAILING WHEN LANDING IS LESS THAN 5'-11" ABOVE ADJACENT FINISHED GRADE.

LEFT SIDE ELEVATION '2'

WOODCROFT 11-050
ENERGY STAR

no.	description	date	by
18			
17			
16			
15			
14			
13			
12			
11			
10			
9			
8			
7			
6			
5			
4	WOODCROFT 11-050 PER CLIENT REQUEST	JUL 29/19	GW
3	ISSUED FOR PERMIT.	FEB 05/19	GW
2	ROOF-FLOOR-ENG. CO-ORD.	JAN 09/19	GW
1	PRELIMINARY. ISSUED FOR CLIENT REVIEW.	OCT. 01/18	GW

The undersigned has reviewed and takes responsibility for this design and has the qualifications and meets the requirements set out in the Ontario Building Code to be a designer.
qualifying information
Richard Vink 24489
name signature signature
registration information
VA3 Design Inc. 42659
Contractor must verify all dimensions on this job and report any discrepancy to the Designer before proceeding with the work. All drawings and specifications are instruments of service and the property of the Designer which must be returned at the completion of the work. Drawings are not to be scaled.

VA3 DESIGN
255 Consumers Rd Suite 120
Toronto ON M2J 1R4
t 416.630.2255 f 416.630.4782
va3design.com

Greenpark.

project name: LAMBERTS LANE HOME CORP. PH.2	municipality: CALEDON
WOODCROFT 11 13.7m	project no. 18023
date: SEPT. 2018	LEFT SIDE ELEVATION '2'
drawn by: VT	checked by: —
scale: 3/16" = 1'-0"	file name: 18023-WOODCROFT-11-050
drawing no. A6a	

All drawings specifications, related documents and designs are the copyright property of VA3 DESIGN. Reproduction of this property in whole or in part is strictly prohibited without VA3 DESIGN's written permission.

2875 SF.

OPENINGS WITHIN GUARDS AND SPACES BETWEEN GUARDS AND ALL FINISHED SURFACES SHALL NOT EXCEED 100 MM. GUARDS SHALL BE DESIGNED TO NOT FACILITATE CLIMBING

It is the builder's complete responsibility to ensure that all plans submitted for approval fully comply with the Architectural Guidelines and all applicable regulations and requirements including zoning provisions and any provisions in the subdivision agreement. The Control Architect is not responsible in any way for examining or approving site (lotting) plans or working drawings with respect to any zoning or building code or permit matter or that any house can be properly built or located on its lot.

This is to certify that these plans comply with the applicable Architectural Design Guidelines approved by the Town of CALEDON.

JOHN G. MCLEAN LTD. ARCHITECT
ARCHITECTURAL CONTROL REVIEW AND APPROVAL
APPROVED BY
DATE AUG 15 2018

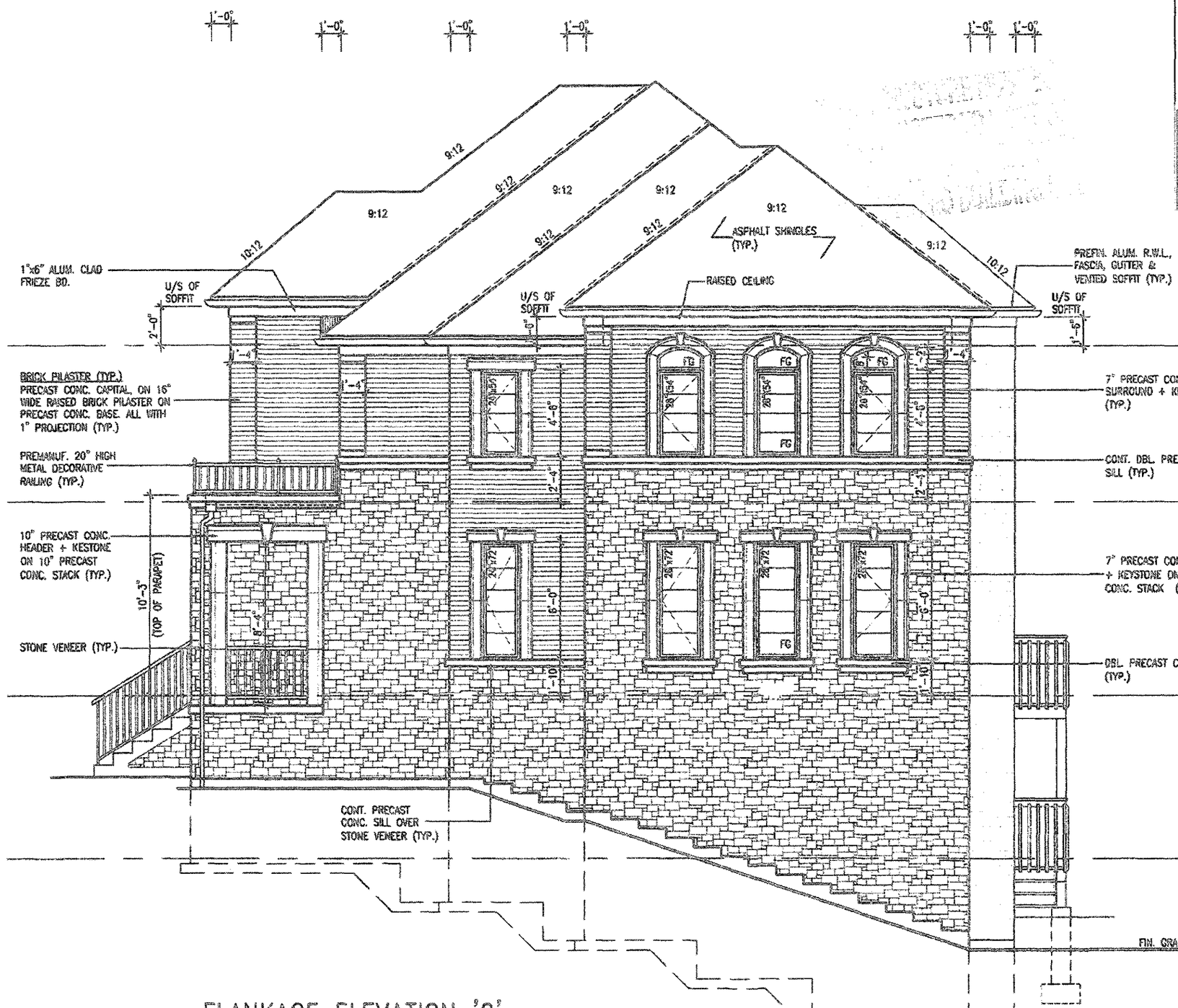

EXTERIOR RAILINGS:
3'-6" HIGH RAILING IF LANDING IS MORE THAN 5'-11" ABOVE FINISHED GRADE AND 3'-0" HIGH RAILING WHEN LANDING IS LESS THAN 5'-11" ABOVE ADJACENT FINISHED GRADE.

FLANKAGE ELEVATION '2'

WOODCROFT 11-050
ENERGY STAR

AUG 2 8 2018
TOWN OF CALEDON
BUILDING DIVISION
AUG 0 2 2018

no.	description	date	by
18			
17			
16			
15			
14			
13			
12			
11			
10			
9			
8			
7			
6			
5			
4	WOODCROFT 11-050 PER CLIENT REQUEST	JUL 28/18	GW
3	ISSUED FOR PERMIT	FEB 05/19	GW
2	ROOF-FLOOR-ENG. CO-ORD.	JAN 08/19	GW
1	PRELIMINARY. ISSUED FOR CLIENT REVIEW.	OCT. 01/18	GW

The undersigned has reviewed and takes responsibility for this design and has the qualifications and meets the requirements set out in the Ontario Building Code to be a Designer.
qualification information
Richard Vink — signature — 24489 — BCIN
qualification information
VA3 Design Inc. — A2658

Contractor must verify all dimensions on the job and report any discrepancy to the Designer before proceeding with the work. All drawings and specifications are instruments of service and are property of the Designer which must be returned at the completion of the work. Drawings are not to be scaled.

VA3 DESIGN
255 Consumers Rd Suite 120
Toronto ON M2J 1R4
t 416.630.2255 f 416.630.4782
va3design.com

Greenpark.

project name: LAMBERTS LANE HOME CORP. PH.2 — municipality: CALEDON

WOODCROFT 11
13.7m
project no. 18023

date: SEPT. 2018 — FLANKAGE ELEVATION '2'
drawn by: VT — checked by: — date: — scale: 3/16" = 1'-0" — file name: 18023-WOODCROFT-11-050
drawing no. A7a

All drawings specifications, related documents and designs are the copyright property of VA3 DESIGN. Reproduction of this property in whole or in part is strictly prohibited without VA3 DESIGN's written permission.

2875 SF.

It is the builder's complete responsibility to ensure that all plans submitted for approval fully comply with the Architectural Guidelines and all applicable regulations and requirements including zoning provisions and any provisions in the subdivision agreement. The Control Architect is not responsible in any way for examining or approving site (lotting) plans or working drawings with respect to any zoning or building code or permit matter or that any house can be properly built or located on its lot.

This is to certify that these plans comply with the applicable Architectural Design Guidelines approved by the Town of CALEDON.

JOHN C. WILLIAMS LTD., ARCHITECT
ARCHITECTURAL CONTROL REVIEW AND APPROVAL
APPROVED BY
DATE AUGUST 2019

OPENINGS WITHIN GUARDS AND SPACES BETWEEN GUARDS AND ALL FINISHED SURFACES SHALL NOT EXCEED 100 MM. GUARDS SHALL BE DESIGNED TO NOT FACILITATE CLIMBING

EXTERIOR RAILINGS:
3'-6" HIGH RAILING IF LANDING IS MORE THAN 5'-11" ABOVE FINISHED GRADE AND 3'-0" HIGH RAILING WHEN LANDING IS LESS THAN 5'-11" ABOVE ADJACENT FINISHED GRADE.

TOP OF SLAB
AUG 2 6 2019
TOWN OF CALEDON
PLANNING & DEVELOPMENT
FILE NO. 0 2 2019

REAR ELEVATION '2'- WALKOUT CONDITION

WOODCROFT 11-050
ENERGY STAR

no.	description	date	by
18			
17			
16			
15			
14			
13			
12			
11			
10			

no.	description	date	by
9			
8			
7			
6			
5			
4	WOODCROFT 11-050 PER CLIENT REQUEST	JUL 29/19	GW
3	ISSUED FOR PERMIT.	FEB 05/19	GW
2	ROOF-FLOOR-ENG. CO-ORD.	JAN 09/19	GW
1	PRELIMINARY. ISSUED FOR CLIENT REVIEW	OCT. 01/18	GW

The undersigned has reviewed and takes responsibility for this design and has the qualifications and meets the requirements set out in the Ontario Building Code to be a Designer.
qualification information
Richard Vink — signature
registration information
VA3 Design Inc. 42689

Contractor must verify all dimensions on the job and report any discrepancy to the Designer before commencing with the work. All drawings and specifications are instruments of service and the property of the Designer which must be returned at the completion of the work. Drawings are not to be scaled.

VA3 DESIGN
255 Consumers Rd Suite 120
Toronto ON M2J 1R4
t 416.630.2255 f 416.630.4782
va3design.com

Greenpark.

project name: LAMBERTS LANE HOME CORP. PH.2	municipality: CALEDON
WOODCROFT 11 13.7m	project no. 18023
date: SEPT. 2018	REAR ELEVATION '2' - WALKOUT CONDITION
drawn by: VT	checked by: — date: 3/16" = 1'-0" CAD name: 18023-WOODCROFT-11-050
drawing no. A8a	

All drawings specifications, related documents and designs are the copyright property of VA3 DESIGN. Reproduction of this property in whole or in part is strictly prohibited without VA3 DESIGN's written consent.

2875 SF.

THIS STRUCTURE MUST BE CONSTRUCTED IN ACCORDANCE WITH THE ONTARIO BUILDING CODE

It is the builder's complete responsibility to ensure that all plans submitted for approval fully comply with the Architectural Guidelines and all applicable regulations and requirements including zoning provisions and any provisions in the subdivision agreement. The Control Architect is not responsible in any way for examining or approving site (lotting) plans or working drawings with respect to any zoning or building code or permit matter or that any house can be properly built or located on its lot

This is to certify that these plans comply with the applicable Architectural Design Guidelines approved by the Town of CALEDON

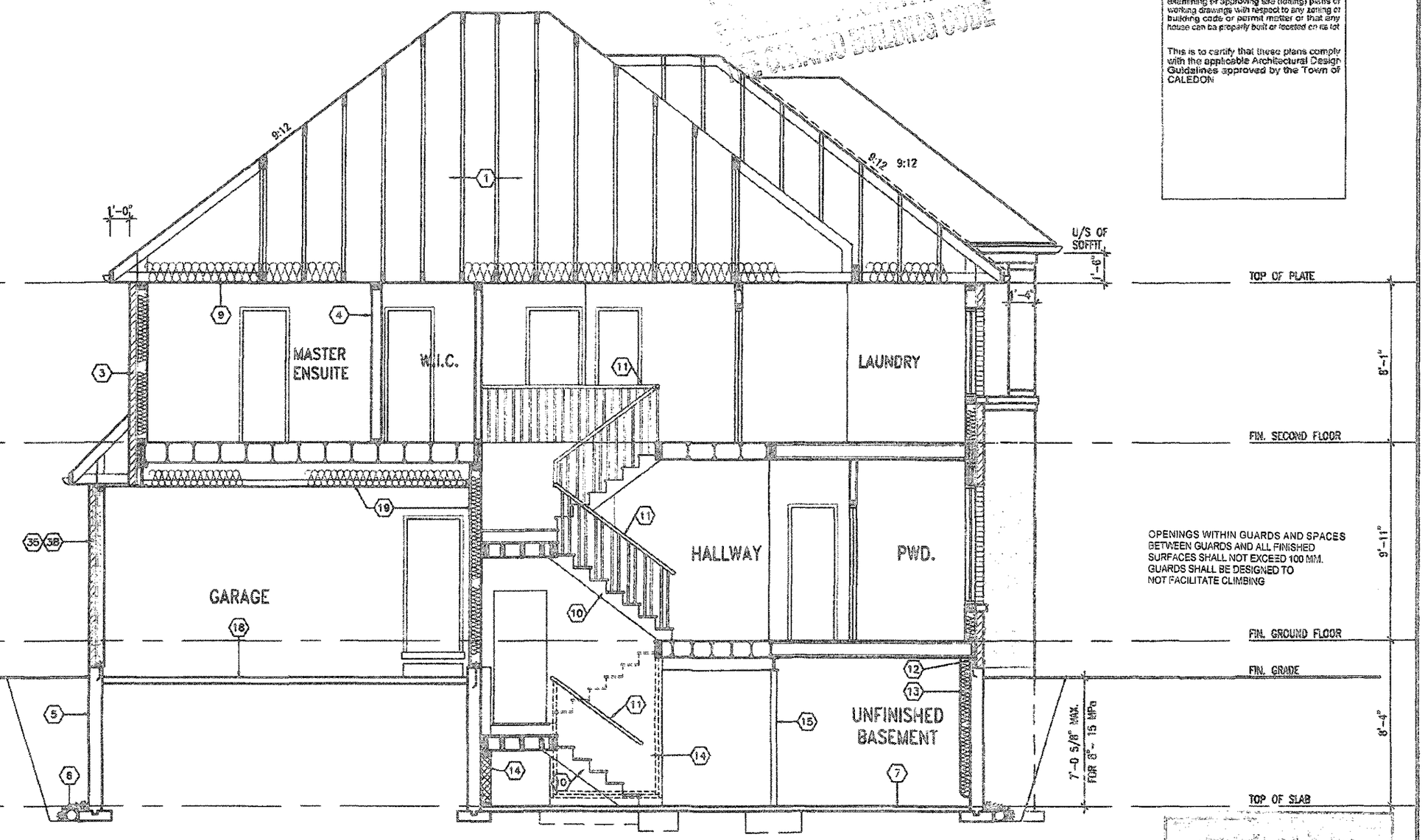

OPENINGS WITHIN GUARDS AND SPACES BETWEEN GUARDS AND ALL FINISHED SURFACES SHALL NOT EXCEED 100 MM. GUARDS SHALL BE DESIGNED TO NOT FACILITATE CLIMBING

SECTION A-A
ELEVATION '2'

AUG 26 2019
TOWN OF CALEDON
BUILDING SECTION
FILE

WOODCROFT 11-050
ENERGY STAR

REGISTERED PROFESSIONAL ENGINEER
B. MARINKOVIC
PROVINCE OF ONTARIO

STRUDET INC.
FOR STRUCTURE ONLY

no.	description	date	by
18			
17			
16			
15			
14			
13			
12			
11			
10			

no.	description	date	by
9			
8			
7			
6			
5			
4	WOODCROFT 11-050 PER CLIENT REQUEST	JUL 29/19	GW
3	ISSUED FOR PERMIT.	FEB 05/19	GW
2	ROOF-FLOOR-ENG. CO-ORD.	JAN 09/19	GW
1	PRELIMINARY. ISSUED FOR CLIENT REVIEW.	OCT. 01/18	GW

The undersigned has reviewed and takes responsibility for this design and has the qualifications and meets the requirements set out in the Ontario Building Code to be a Designer.
qualification information — Richard Vink — signature — 24489
registration information — VA3 Design Inc. — 42558

Contractor must verify all dimensions on the job and report any discrepancy to the Designer before proceeding with the work. All drawings and specifications are instruments of service and the property of the Designer which must be returned at the completion of the work. Drawings are not to be scaled.

VA3 DESIGN
255 Consumers Rd Suite 120
Toronto ON M2J 1R4
t 416.630.2255 f 416.630.4762
va3design.com

Greenpark.

project name: LAMBERTS LANE HOME CORP. PH.2	municipality: CALEDON
date: SEPT. 2018	SECTION A-A - ELEV. '2'
drawn by: NT	checked by: -
scale: 3/16" = 1'-0"	file name: 16023-WOODCROFT-11-050

WOODCROFT 11
13.7m
project no. 16023
drawing no. A9a

All drawings specifications, related documents and design are the copyright property of VA3 DESIGN. Reproduction of this property in whole or in part is strictly prohibited without VA3 DESIGN's written permission.