



CONSTRUCTION SUMMARY				
Lotus Pointe 2 (G) - Lamberts Lane Home Corp.				
PURCHASERS: Shaun Duane GORDON and Michelle Ann-Marie HENRY			TEL: RES.: 416-839-9656	
LOT / PHASE	REG. PLAN #	HOUSE TYPE		
Block 86 Unit 3 / 2	43M-2071	Urban One Elev 2A		

HARDWOOD FLOORING

1 - LAMINATE - PARK LANE SERIES - - MAIN HALL 28Aug19 Note:	
1 - LAMINATE - PARK LANE SERIES - - LIVING AND DINING ROOM 28Aug19 Note:	
1 - LAMINATE - PARK LANE SERIES - - LIBRARY/DEN 28Aug19 Note:	
1 - LAMINATE - PARK LANE SERIES - - FAMILY ROOM 28Aug19 Note:	

PROMOTIONAL

1 - LESS CREDIT FROM PURCHASER EXTRA SHEET IN OFFER 28Aug19 Note:	
--	--

EXTRAS AS PER OFFER

Five (5) White Appliances as per PE Appliances Worksheet Note:	
(5) The Vendor agrees that notwithstanding any other term or provision in this Agreement included in the Purchase Price and in addition to those items detailed in Schedule GP to the Agreement of Purchase and Sale, the Purchaser is entitled to a credit of Worksheet Note:	
Complete Central Air Conditioning Supplied and installed Worksheet Note:	
The Purchaser acknowledges that the Purchase Price is inclusive of all credits and promotional packages available at the time of purchase. Worksheet Note:	

This Document is Extremely Time Sensitive - Printed 3 Sep 19 at 17:38

RECEIVED SEP 05 2019

Purchasers:

Shaun Duane GORDON & Michelle Ann-Marie HI

Telephone Res. / Bus:

(416) 839-9656 /

Decor Advisor:

Natalie Mancuso

Lock Date:

28-Aug-19

Property:

Block 86 Unit 3

Project:

Lamberts Lane Home Corp.

Model and Elevation:

Urban One Elev 2A

Plan #:

43M-2071

Layout Changes:

☐ Yes ☐ No

Sketch Attached:

☐ Yes ☐ No

Exterior Colour Scheme:

1. Cabinetry

	Style and Colour	Hardware
Kitchen / Breakfast	EVEREST WHITE	412SB
Laundry Room	BASEMENT	
Powder Room	EVEREST WHITE	189SA
Master Ensuite Bathroom	HASTING CHOCOLATE	112SB
Main Bathroom	HASTING CHOCOLATE	112SB

Appliances:

Built In Appliances

☐ Yes ☒ No

Slide In Stove

☐ Yes ☒ No

Dishwasher Cabinet

☐ Closed ☒ Open

41" Upper Cabinets

☒ Yes ☐ No

Please NOTE:

Standard Cabinet Height is 30"

Stove Opening

NOTE:

If not specified, opening will be set to builder's standard opening of approximately 30" width

Fridge Opening

NOTE:

If not specified, opening will be set to builder's standard opening of approximately 37" width x 74" height

** Refer to Construction Summary

2. Counters

	Counter	Edge
Kitchen / Breakfast	LAMINATE-ARGENTO ROMANO 6697-46	
Laundry Room	N/A.	
Powder Room	LAMINATE-WHITE CARRARA 4924-38	
Master Ensuite Bathroom	LAMINATE-CARRARA BIANCO 6696-46	
Main Bathroom	LAMINATE-CARRARA BIANCO 6696-46	

** Refer to Construction Summary

Purchasers:

Shaun Duane GORDON & Michelle Ann-Marie HI

Telephone Res. / Bus:

(416) 839-9656 /

Decor Advisor:

Natalie Mancuso

Lock Date:

28-Aug-19

Property:

Block 86 Unit 3

Project:

Lamberts Lane Home Corp.

Model and Elevation:

Urban One Elev 2A

28-Aug-19

Plan #:

43M-2071

3. Ceramic Flooring

Entrance Vestibule	TILE-RAINBOW LIGHT GREY 13X13	<input type="checkbox"/>	At a 45 Threshold-If App.
Main Hall	LAMINATE	<input type="checkbox"/>	Metal Strip Where Applic.
Kitchen / Breakfast	TILE-ESSENCE GRIGIO 13X13	<input type="checkbox"/>	
Laundry Room	TILE-RAINBOW LIGHT GREY 13X13	<input type="checkbox"/>	
Powder Room	TILE-ESSNCE GRIGIO 13X13	<input type="checkbox"/>	
Master Ensuite Bathroom	TILE-S.N. PASTELLO BIANCO 13X13	<input type="checkbox"/>	
Main Bathroom	TILE-S.N. PASTELLO BIANCO 13X13	<input type="checkbox"/>	
Side Entrance	Tile: Rainbow Light Grey 13x13	<input type="checkbox"/>	
		<input type="checkbox"/>	
		<input type="checkbox"/>	
		<input type="checkbox"/>	

** Refer to Construction Summary

4. Ceramic Wall Tile

Master Ensuite Bathroom	Selection	Describe
Tub Deck Wall		
Tub Deck		
Tub Deck Skirt		
Shower Stall	TILE-GLOSSY WHITE 8X10	
Bathtub Enclosure Walls		
Main Bathroom	TILE-GLOSSY WHITE 8X10	
Kitchen Backsplash		

** Refer to Construction Summary - STANDARD GROUT THROUGHOUT UNLESS SPECIFIED

5. Plumbing Fixtures

All Bathrooms

White

Whirlpool

☐ Yes ☒ No

Dishwasher Rough-In

☒ Yes ☐ No

Waterline for Fridge

☐ Yes ☒ No

** Refer to Construction Summary

6. Trim Carpentry

Interior Doors	As Per Construction Specifications
Interior Trim	As Per Construction Specifications
Door Handles	As Per Construction Specifications
Exterior Front Door Handle	As Per Construction Specifications

** Refer to Construction Summary

Initials:  SG

7. Outer Flooring

**** Refer to Construction Summary**

8. Railings and Pickets

**** Refer to Construction Summary-PURCHASER ACCEPT NATURAL COLOUR AS STAIRS WILL NOT MATCHING LAMINATE FLOORING*******

9. Wall Paint Flat Finish

Smooth Ceilings First Floor ☐ Yes ☒ No

**** Refer to Construction Summary**

Initials:

Purchasers:Shaun Duane GORDON & Michelle Ann-Marie HI

Property: Block 86 Unit 3

Telephone Res. / Bus: (416) 839-9656 /

Project: Lamberts Lane Home Corp.

Decor Advisor: Natalie Mancuso

Model and Elevation: Urban One Elev 2A

Lock Date: 28-Aug-19

28-Aug-19

Plan #: 43M-2071

10. Plaster Mouldings and Medallions

Entrance Vestibule			Kitchen/Breakfast		
Main Hall			Den/Library		
Living Room			Lower Landing		
Dining Room					
Family Room					

** Refer to Construction Summary

11. Fireplace

	Living Room			Family Room			Other Room - Specify		
	Purchased	As Per Plan	N/A	Purchased	As Per Plan	N/A	Purchased	As Per Plan	N/A
Fireplace Type	<input type="radio"/>	<input type="radio"/>	<input type="radio"/>	<input type="radio"/>	<input type="radio"/>	<input checked="" type="radio"/>	<input type="radio"/>	<input type="radio"/>	<input type="radio"/>
Mantle Type									
Colour / Stain									
Surround									
Hearth									

** Refer to Construction Summary

12. Heating and Air Conditioning

Air Conditioning	YES	Gas Provisions Stove	NO
Gas Provisions Dryer	NO	Gas Provisions Barbecue	NO
Comment			

** Refer to Construction Summary

13. Electrical

Plugs and Switches	<input checked="" type="radio"/> White	DECOR	Above Kitchen Cabinet Light	<input type="radio"/> Yes	<input checked="" type="radio"/> No
Hood Fan	STANDARD WHITE		Below Kitchen Cabinet Light	<input type="radio"/> Yes	<input checked="" type="radio"/> No
Appliances	Built in Cooktop	Built in Oven	Gas Stove	Microwave	
	<input type="radio"/> Yes <input checked="" type="radio"/> No	<input type="radio"/> Yes <input checked="" type="radio"/> No	<input type="radio"/> Yes <input checked="" type="radio"/> No	<input type="radio"/> Yes <input checked="" type="radio"/> No	
Dishwasher Rough-in	Yes				

** Refer to Construction Summary

14. General Comments

** Refer to Construction Summary


Disclaimers and Notes

1) Colours of all materials are as close as possible to builder's selection, but not necessarily identical due to variances in manufacturing.


2) Any extras listed above are null and void unless accompanied by a separate invoice/amendment. Said invoice must be paid in full.

3) The Purchaser agrees that this colour selection is final and that no changes will be permitted, unless required by the Vendor.

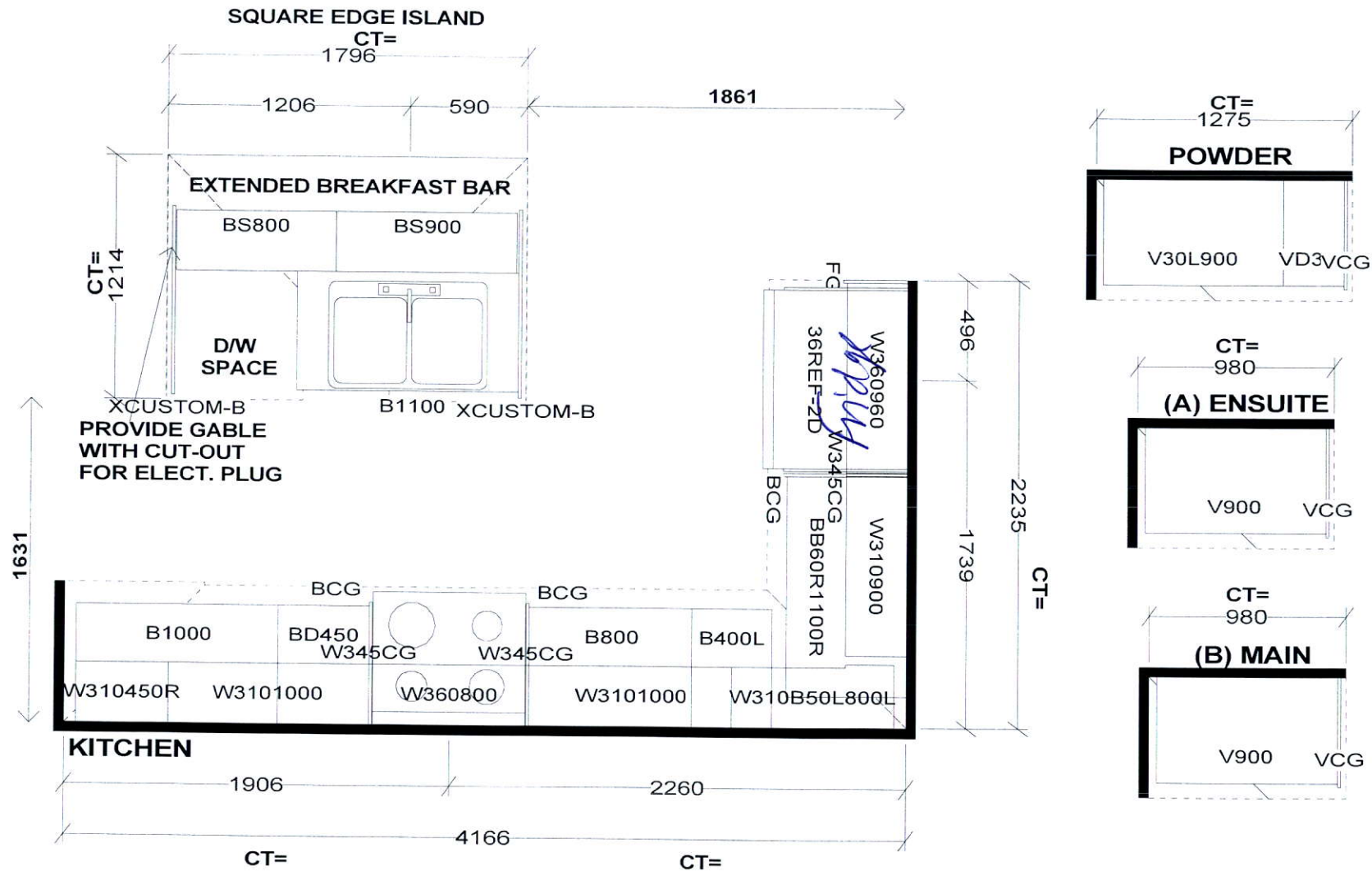
4) The Purchaser acknowledges reading and accepting document which contains other miscellaneous disclaimers.

Signature: 

Date: _____

Signature: 

Date: _____



Selba Industries

J#

W WIDTH _____ W HGHT _____ W CNT _____
FLOOR HGHT _____ DOOR HGHT _____
ST CENT _____ 2X4 _____ VENT BOX COVER _____

This drawing is the intellectual property of
SELBA INDUSTRIES INC. and is an
original design which must not be released
or copied unless applicable fee has been
paid or job order placed.



DESIGNER: KS
DATE: MAR 12 19

JOB NUMBER:
BUILDER: GREENPARK
SITE: LAMBERTS LANE PH.2
MODEL: URBAN 1X EL 1,1A,2,2A
LOT #:

