



**BRAMPTON**  
Flower City

Planning and Development Services  
Building Division  
8850 McLaughlin Road, Unit 1  
Brampton, ON L6Y 5T1

**WATER PIPE SIZING AND PLUMBING DATA SHEET**

**CERTIFIED MODEL WITH ONE DWELLING UNIT**


**THIS TABLE IS APPLICABLE FOR A HOUSE AFTER DECEMBER 31, 2017**

Builder Name:  
Certified Model Name:  
Optional Floor Layout:  
Application No.:

GREENPARK HOMES

HEMLOCK 4

LOT 36L



SWhite

The Ontario Building Code Div. B, 7.6.3 regulates size and capacity of pipes for a new house. Please enter the number of individual fixtures as listed and bathroom groups<sup>(6)</sup> or powder room groups<sup>(7)</sup> per floor. The fixture units and required minimum size of water service will automatically be calculated.

Description	Basement Floor	First Floor	Second Floor	Third Floor
	Qty.	Qty.	Qty.	Qty.
Bathroom group <sup>(6)</sup>	1		2	
Bidet				
Extra Shower			1	
Lav				
Bar Sink				
Powder room <sup>(7)</sup>		1		
Kitchen Sink		1		
Dishwasher		1		
Laundry Tub			1	
Washing Machine			1	
Hose Bib		2		

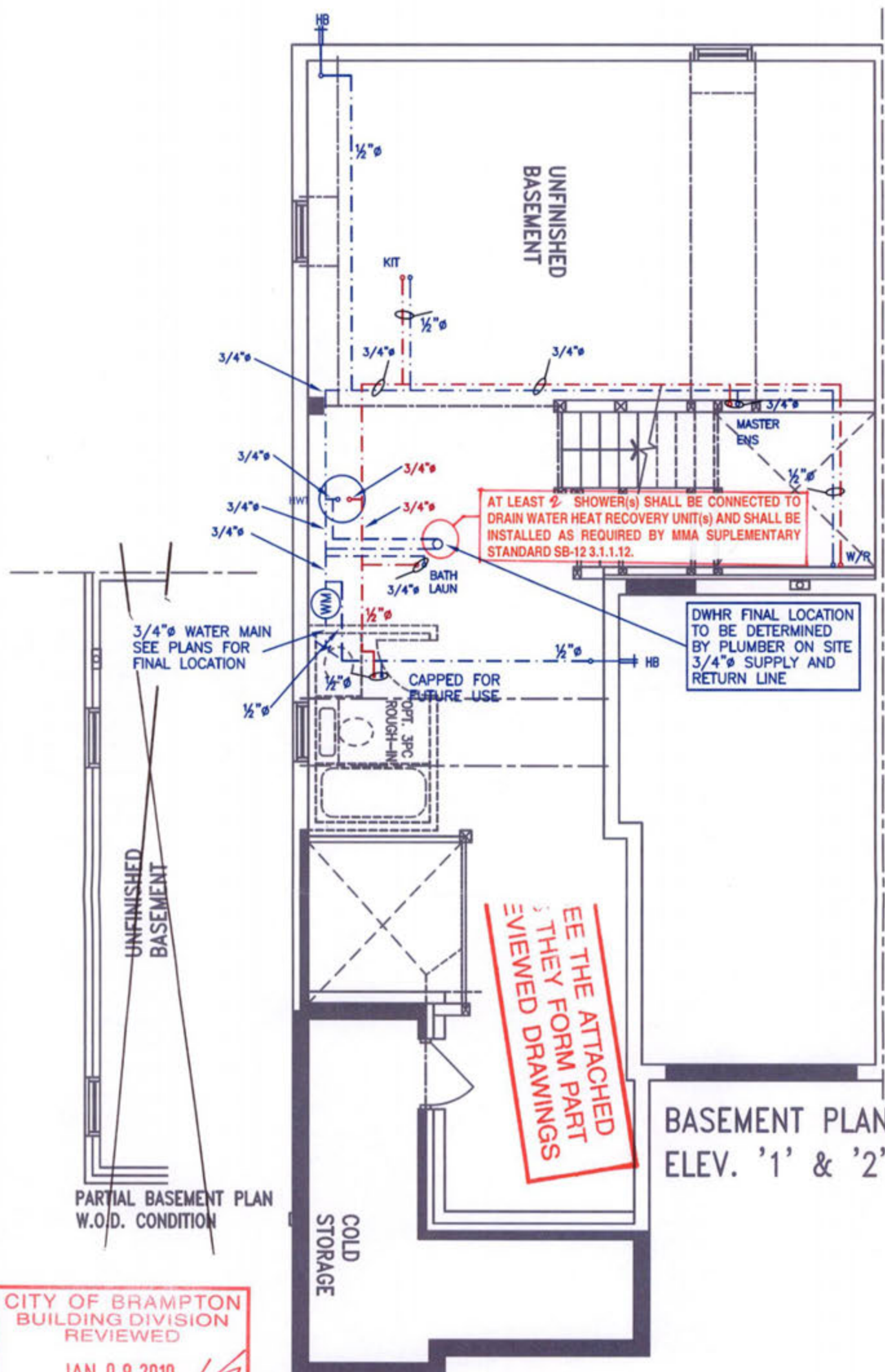
PLEASE SEE  
NOTES AS  
OF THE R

Total Fixture Units **25.7**  
Minimum Diameter of Water Service Pipe  
Required from the Property Line to the  
House (Inch) **3/4**

**Notes:**

- (1) A potable water system shall be designed, constructed and installed to conform to good engineering practice appropriate to the circumstances, such as that described in the ASHRAE Handbooks and ASPE Data Books.
- (2) No water system between the point of connection with the water service pipe or the water meter and the first branch that supplies a water heater that serves more than one fixture shall be less than 1/4 in. in size.
- (3) The minimum water pressure at the entry to the building is 200 kPa, and the total maximum length of the water system is 90 m.
- (4) In a hot water distribution system of a developed length of more than 30 m from the HWT to the farthest fixture or supplying more than 4 storeys, the water temperature shall be maintained by, (a) recirculation, or (b) a self-regulating heat tracing system.
- (5) Where piping may be exposed to freezing conditions, it shall be protected from the effects of freezing.
- (6) A bathroom group consists of 1 water closet, 1 lavatory, and 1 bathtub (with or without showerhead)
- (7) A powder room group consists of 1 water closet and 1 lavatory.





BASEMENT PLAN  
ELEV. '1' & '2'

CITY OF BRAMPTON  
BUILDING DIVISION  
REVIEWED  
JAN 08 2019  
PLUMBING BY  
KOFI MORIEL

ALL PLUMBING SHALL CONFORM TO  
THE ONTARIO BUILDING CODE, O.REG.  
332/12, AS AMENDED, DIVISION B, PART 7.

NOTES

- 1. DRAWINGS ARE TO BE PRINTED IN COLOUR
- 2. WHERE A 3/4" TUB SPOUT/ SPIGOT CONNECTION IS USED ON THE BATHTUB FAUCET THE WATER SUPPLY PIPE SHALL BE 3/4" TO THE BRANCH FOR THE BATHTUB
- 3. BASEMENT BATHROOM ROUGH-IN SHALL BE USED IN SIZING OF WATER PIPE
- 4. EXACT LOCATION OF ALL PLUMBING PIPING TO BE DETERMINED ON SITE

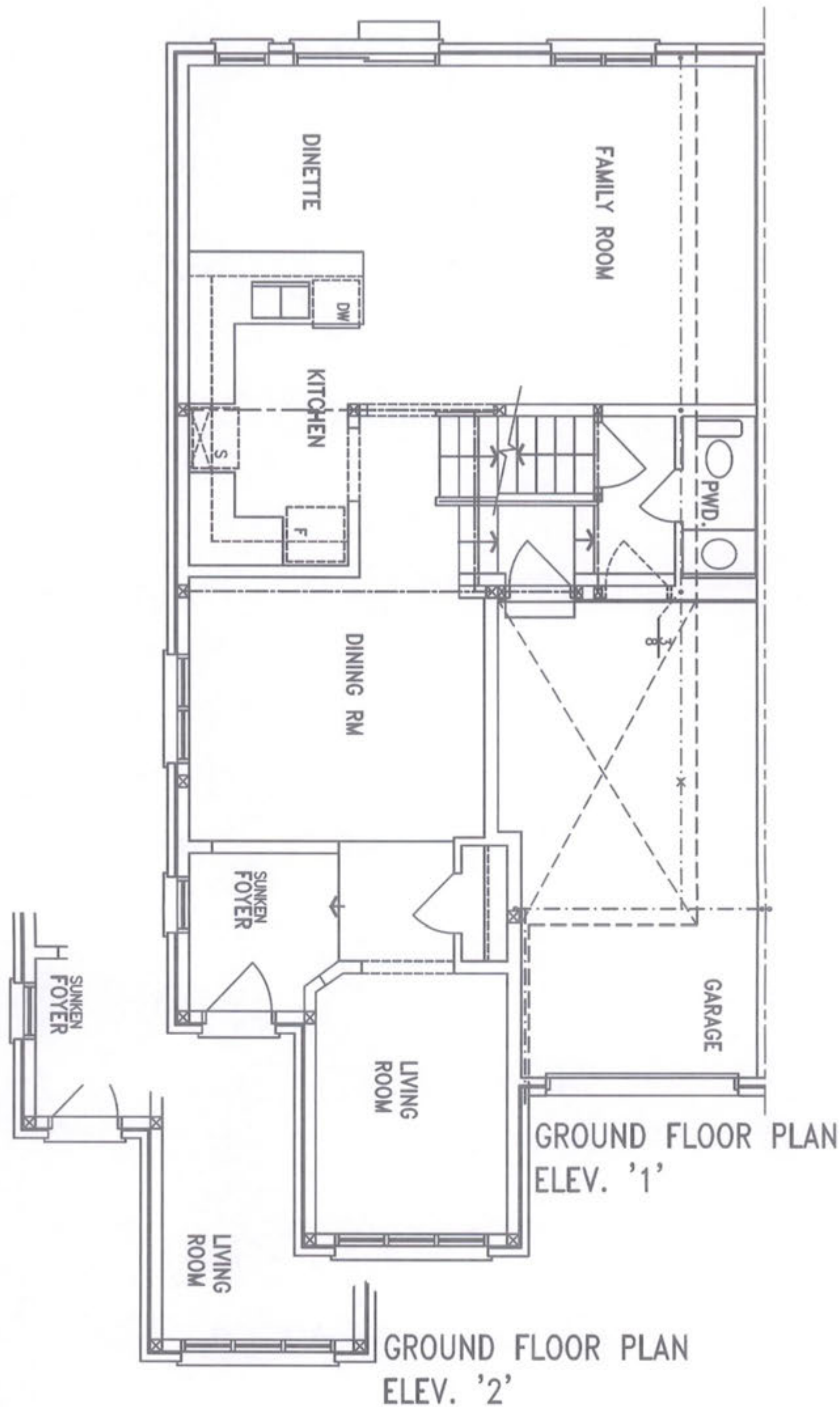
LEGEND

SYMBOL	DESCRIPTION (SEE PLAN FOR PIPE SIZING)
WM	WATER METER, PROVIDE SUPPLY PIPE SIZE/ Ø
HB	HOSE BIB
—	PROPOSED COLD WATER LINE & RISER
—	PROPOSED HOT WATER LINE & RISER
FD	FLOOR DRAIN



Client GREENAPRK HOMES	<b>HVACDESIGNS</b> LTD. 375 Finley Ave. Suite 202 - Ajax, Ontario L1S 2E2 Tel. 905.619.2300 - 905.420.5300 Fax 905.619.2375 Email: info@hvacdesigns.ca Web: www.hvacdesigns.ca Specializing in Residential Mechanical Design Services	Sheet Title BASEMENT PLUMBING LAYOUT
Project Name LOT 364 MINNISALE HOMES CORP BRAMPTON, ONTARIO		Date AUGUST 2018
HEMLOCK 4      1960 sqft		Scale 3/16" = 1'-0"
		LO#      79574





CITY OF BRAMPTON  
BUILDING DIVISION  
REVIEWED

JAN 08 2019

PLUMBING BY  
KOFI MORIEL

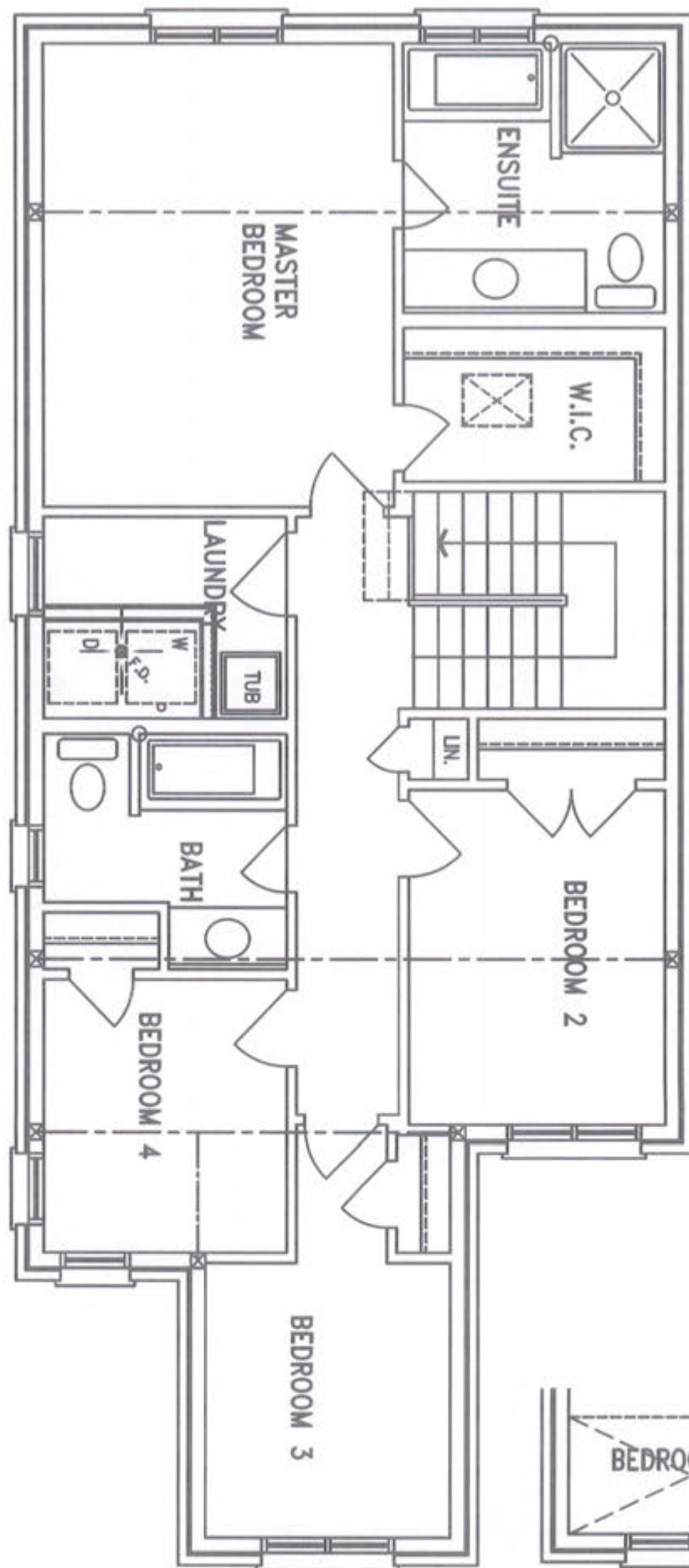


Client	GREENAPRK HOMES
Project Name	LOT 36 L MINNISALE HOMES CORP BRAMPTON, ONTARIO
HEMLOCK 4	1960 sqft

**HVACDESIGNS** LTD.

375 Finley Ave. Suite 202 - Ajax, Ontario  
L1S 2E2 Tel. 905.619.2300 - 905.420.5300 Fax 905.619.2375  
Email: info@hvacdesigns.ca  
Web: www.hvacdesigns.ca  
Specializing in Residential Mechanical Design Services

Sheet Title	FIRST FLOOR PLUMBING LAYOUT
Date	AUGUST 2018
Scale	3/16" = 1'-0"
LO#	79574



SECOND FLOOR PLAN  
ELEV. '1'

SECOND FLOOR PLAN  
ELEV. '2'

CITY OF BRAMPTON  
BUILDING DIVISION  
REVIEWED  
  
JAN 08 2019  
  
PLUMBING BY  
KOFI MORIEL



Client	GREENAPRK HOMES
Project Name	LOT 36L MINNISALE HOMES CORP BRAMPTON, ONTARIO
HEMLOCK 4	1960 sqft

**HVACDESIGNS LTD.**  
375 Finley Ave. Suite 202 - Ajax, Ontario  
L1S 2E2 Tel. 905.619.2300 - 905.420.5300 Fax 905.619.2375  
Email: info@hvacdesigns.ca  
Web: www.hvacdesigns.ca  
Specializing in Residential Mechanical Design Services

Sheet Title	SECOND FLOOR PLUMBING LAYOUT
Date	AUGUST 2018
Scale	3/16" = 1'-0"
LO#	79574