

**WATER PIPE SIZING AND PLUMBING DATA SHEET**
**CERTIFIED MODEL WITH ONE DWELLING UNIT**
**THIS TABLE IS APPLICABLE FOR A HOUSE AFTER DECEMBER 31, 2011**

 Builder Name:  
 Certified Model Name:  
 Optional Floor Layout:  
 Application No.:

GREENPARK HOMES

SANDSTONE 2A OPT 5 BED - 48 25



SWhite

The Ontario Building Code Div. B, 7.6.3 regulates size and capacity of pipes for a new house. Please enter the number of individual fixtures as listed and bathroom groups<sup>(6)</sup> or powder room groups<sup>(7)</sup> per floor. The fixture units and required minimum size of water service will automatically be calculated.

Description	Basement Floor	First Floor	Second Floor	Third Floor
	Qty.	Qty.	Qty.	Qty.
Bathroom group <sup>(6)</sup>	1		3	
Bidet				
Extra Shower			1	
Lav			3	
Bar Sink				
Powder room <sup>(7)</sup>		1		
Kitchen Sink		1		
Dishwasher		1		
Laundry Tub	1			
Washing Machine	1			
Hose Bib		2		

 Total Fixture Units **31.4**

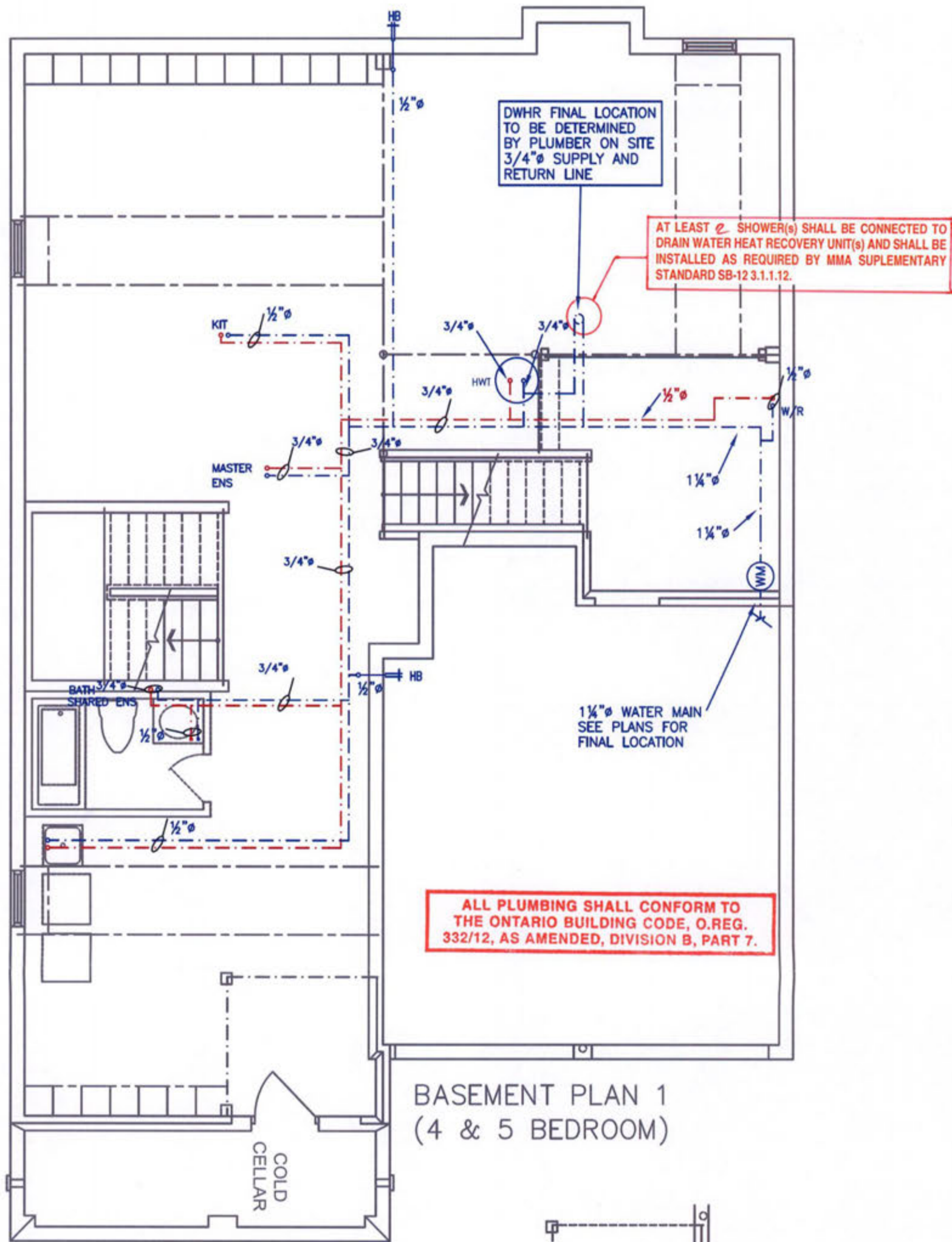
 Minimum Diameter of Water Service Pipe  
 Required from the Property Line to the  
 House (Inch) **1 1/4**
**Notes:**

- (1) A potable water system shall be designed, constructed and installed to conform to good engineering practice appropriate to the circumstances, such as that described in the ASHRAE Handbooks and ASPE Data Books.
- (2) No water system between the point of connection with the water service pipe or the water meter and the first branch that supplies a water heater that serves more than one fixture shall be less than 3/4 in. in size.
- (3) The minimum water pressure at the entry to the building is 200 kPa, and the total maximum length of the water system is 90 m.
- (4) In a hot water distribution system of a developed length of more than 30 m from the HWT to the farthest fixture or supplying more than 4 storeys, the water temperature shall be maintained by, (a) recirculation, or (b) a self-regulating heat tracing system.
- (5) Where piping may be exposed to freezing conditions, it shall be protected from the effects of freezing.
- (6) A bathroom group consists of 1 water closet, 1 lavatory, and 1 bathtub (with or without showerhead)
- (7) A powder room group consists of 1 water closet and 1 lavatory.

 PLEASE SEE  
 NOTES AS 1  
 OF THE REV



SEE THE ATTACHED  
THEY FORM PART  
OF THESE DRAWINGS



BASEMENT PLAN 1  
(4 & 5 BEDROOM)

CITY OF BRAMPTON  
BUILDING DIVISION  
REVIEWED  
JAN 08 2019  
PLUMBING BY  
KOFI MORIEL

BASEMENT PLAN 2  
(4 & 5 BEDROOM)

#### NOTES

1. DRAWINGS ARE TO BE PRINTED IN COLOUR
2. WHERE A 3/4" TUB SPOUT/ SPIGOT CONNECTION IS USED ON THE BATHTUB FAUCET THE WATER SUPPLY PIPE SHALL BE 3/4" TO THE BRANCH FOR THE BATHTUB
3. BASEMENT BATHROOM ROUGH-IN SHALL BE USED IN SIZING OF WATER PIPE
4. EXACT LOCATION OF ALL PLUMBING PIPING TO BE DETERMINED ON SITE

#### LEGEND

SYMBOL	DESCRIPTION (SEE PLAN FOR PIPE SIZING)
WM	WATER METER, PROVIDE SUPPLY PIPE SIZE/ Ø
HB	HOSE BIB
—	PROPOSED COLD WATER LINE & RISER
—	PROPOSED HOT WATER LINE & RISER
FD	FLOOR DRAIN

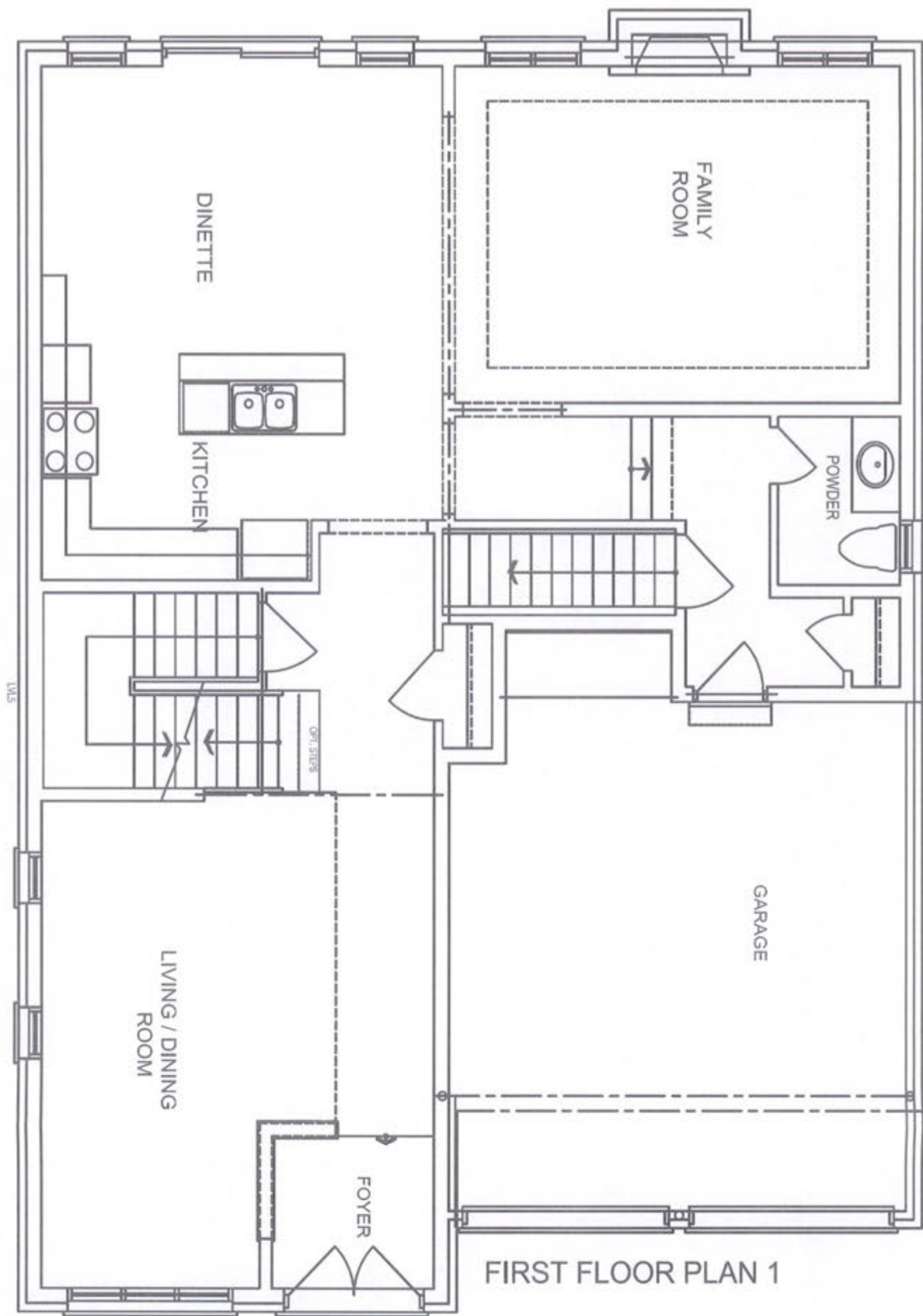


Client  
GREENAPRK HOMES  
Project Name  
LOT 25  
MINNISALE HOMES CORP  
BRAMPTON, ONTARIO  
OPT 2ND  
SANDSTONE 2A 2998 sqft

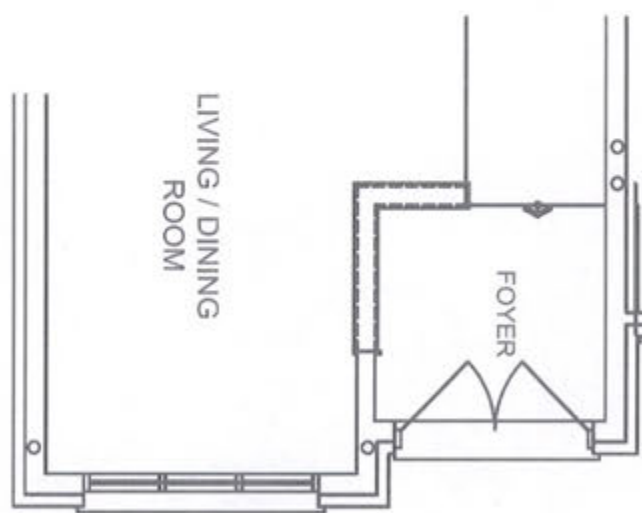
**HVAO**DESIGNS LTD.  
375 Finley Ave. Suite 202 - Ajax, Ontario  
L1S 2E2 Tel. 905.619.2300 - 905.420.5300 Fax 905.619.2375  
Email: info@hvadesigns.ca  
Web: www.hvadesigns.ca  
Specializing in Residential Mechanical Design Services

Sheet Title  
BASEMENT  
PLUMBING  
LAYOUT  
Date  
AUGUST 2018  
Scale  
3/16" = 1'-0"  
LO# 79592





FIRST FLOOR PLAN 1



FIRST FLOOR PLAN 2

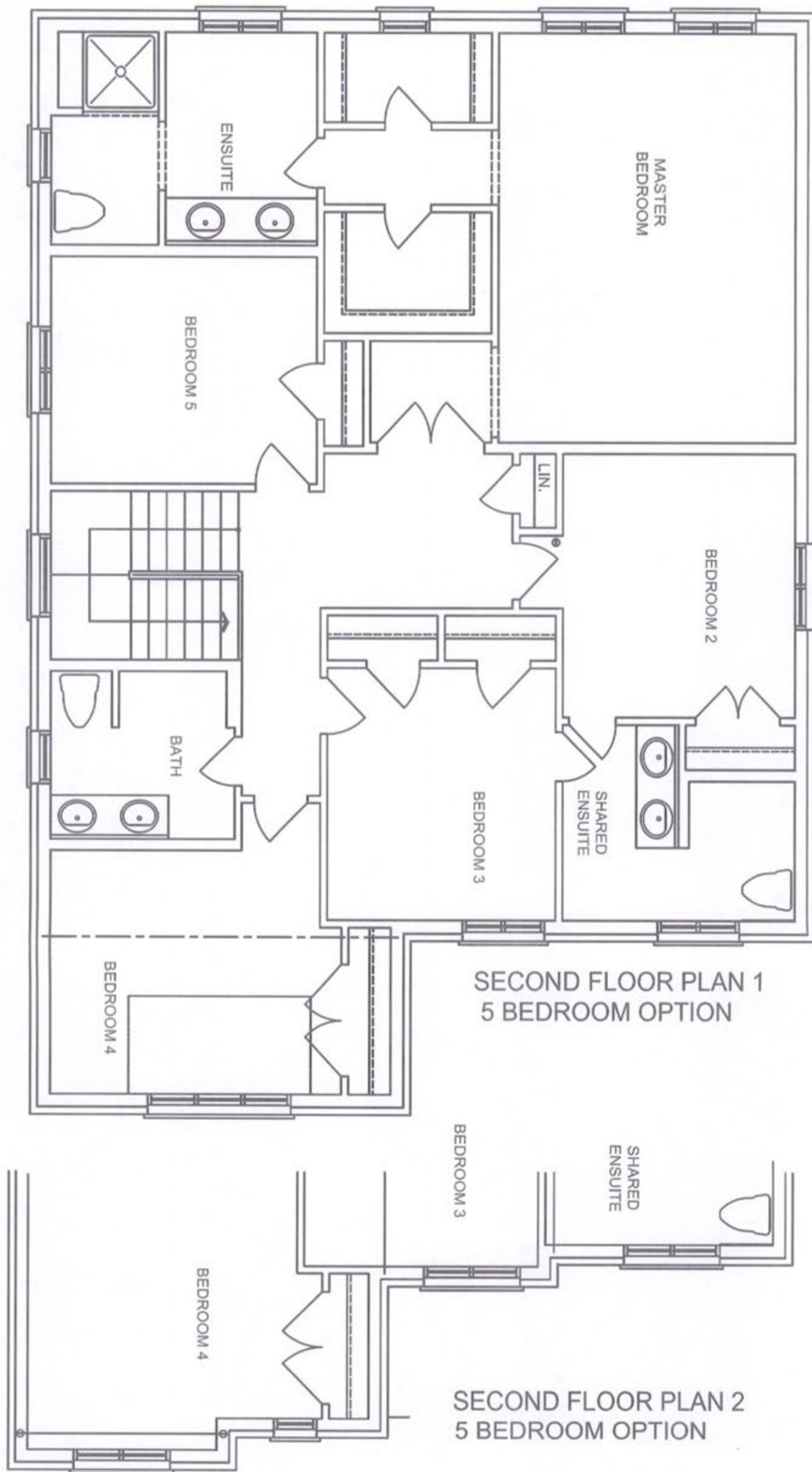
CITY OF BRAMPTON  
BUILDING DIVISION  
REVIEWED  
JAN 08 2019  
PLUMBING BY  
KOFI MORIEL



Client  
GREENAPRK HOMES  
Project Name  
**LOT 25**  
MINNISALE HOMES CORP  
BRAMPTON, ONTARIO  
OPT 2ND  
SANDSTONE 2A 2998 sqft

**HVACDESIGNS LTD.**  
375 Finley Ave. Suite 202 - Ajax, Ontario  
L1S 2E2 Tel. 905.619.2300 - 905.420.5300 Fax 905.619.2375  
Email: info@hvacdesigns.ca  
Web: www.hvacdesigns.ca  
Specializing in Residential Mechanical Design Services

Sheet Title  
FIRST FLOOR  
PLUMBING  
LAYOUT  
Date  
AUGUST 2018  
Scale  
3/16" = 1'-0"  
LO# 79592



CITY OF BRAMPTON  
BUILDING DIVISION  
REVIEWED

JAN 08 2019

PLUMBING BY  
KOFI MORIEL



Client  
GREENAPRK HOMES

Project Name  
**LOT 25**  
MINNISALE HOMES CORP  
BRAMPTON, ONTARIO

OPT 2ND  
SANDSTONE 2A 2998 sqft

**HVACDESIGNS LTD.**  
375 Finley Ave. Suite 202 - Ajax, Ontario  
L1S 2E2 Tel. 905.619.2300 - 905.420.5300 Fax 905.619.2375  
Email: info@hvacdesigns.ca  
Web: www.hvacdesigns.ca  
Specializing in Residential Mechanical Design Services

Sheet Title  
SECOND FLOOR  
PLUMBING  
LAYOUT

Date  
AUGUST 2018

Scale  
3/16" = 1'-0"

LO# 79592