



BRAMPTON
Flower City

Planning and Development Services
Building Division
8850 McLaughlin Road, Unit 1
Brampton, ON L6Y 5T1

WATER PIPE SIZING AND PLUMBING DATA SHEET

CERTIFIED MODEL WITH ONE DWELLING UNIT

THIS TABLE IS APPLICABLE FOR A HOUSE AFTER DECEMBER 31, 2017

Builder Name: GREENPARK HOMES
Certified Model Name: MILLWOOD 2 - LOT 22
Optional Floor Layout:
Application No.:



SWhite

The Ontario Building Code Div. B, 7.6.3 regulates size and capacity of pipes for a new house. Please enter the number of individual fixtures as listed and bathroom groups⁽⁶⁾ or powder room groups⁽⁷⁾ per floor. The fixture units and required minimum size of water service will automatically be calculated.

Description	Basement Floor	First Floor	Second Floor	Third Floor
	Qty.	Qty.	Qty.	Qty.
Bathroom group ⁽⁶⁾	1		3	
Bidet				
Extra Shower			1	
Lav			2	
Bar Sink				
Powder room ⁽⁷⁾		1		
Kitchen Sink		1		
Dishwasher		1		
Laundry Tub			1	
Washing Machine			1	
Hose Bib		2		

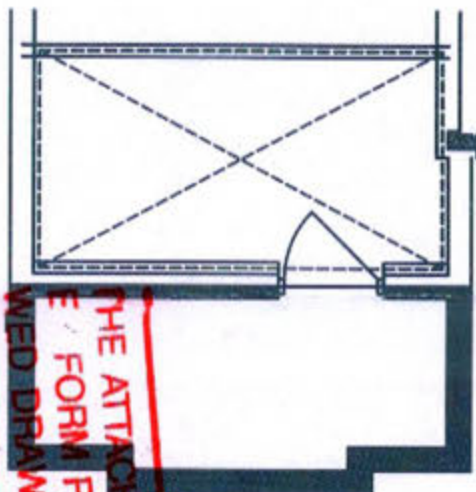
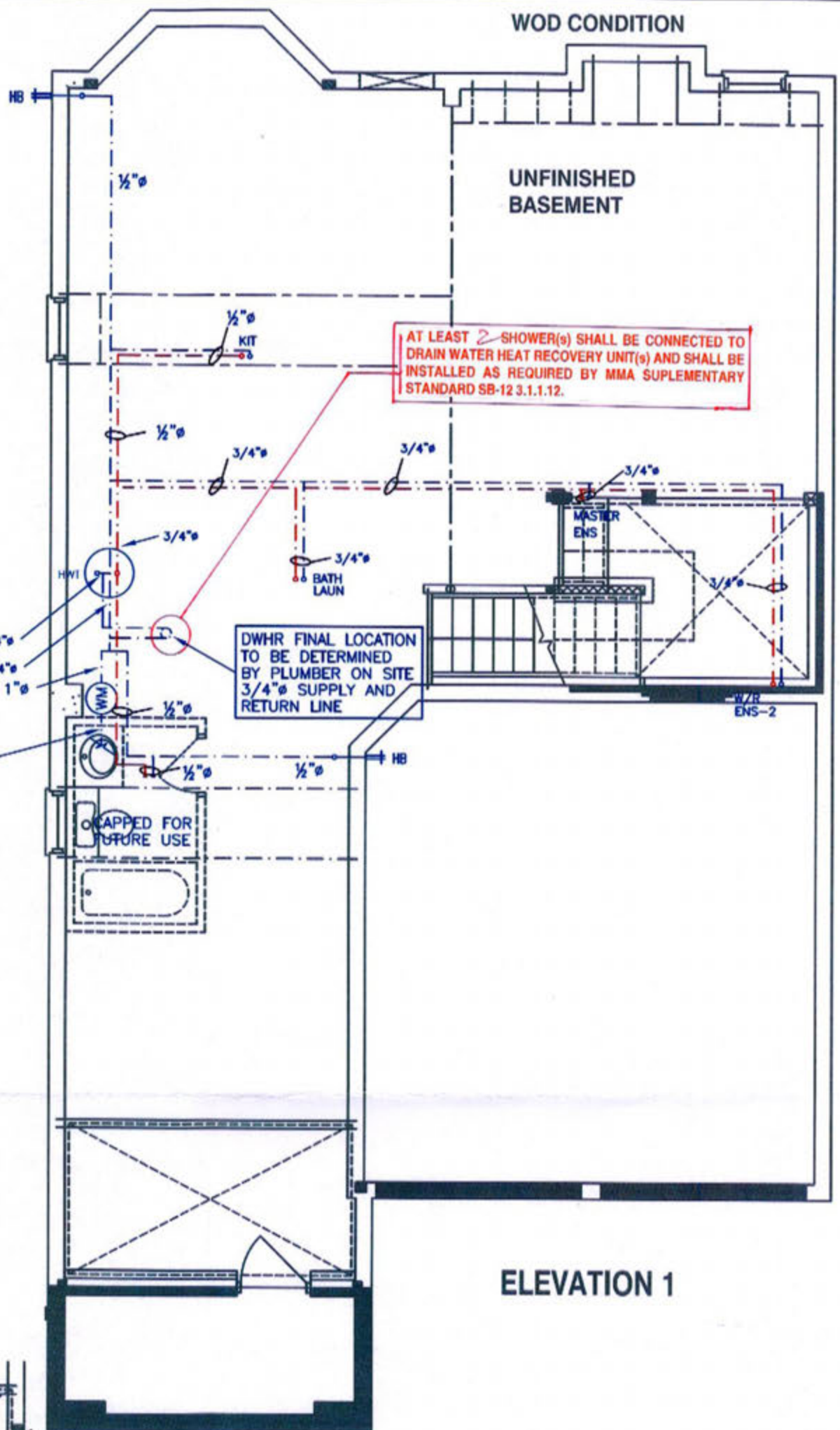
Total Fixture Units 30.7

Minimum Diameter of Water Service Pipe
Required from the Property Line to the House (Inch) 1

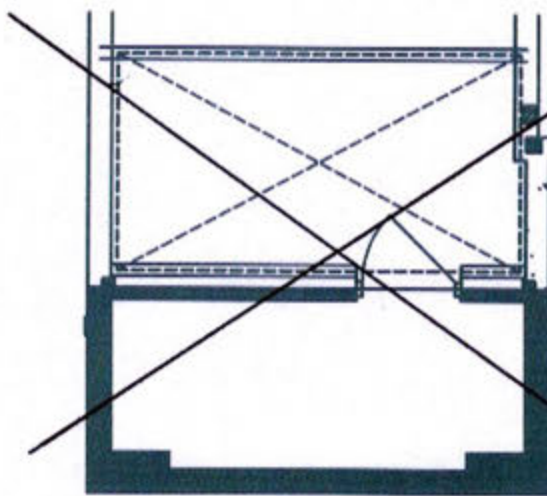
Notes:

- (1) A potable water system shall be designed, constructed and installed to conform to good engineering practice appropriate to the circumstances, such as that described in the ASHRAE Handbooks and ASPE Data Books.
- (2) No water system between the point of connection with the water service pipe or the water meter and the first branch that supplies a water heater that serves more than one fixture shall be less than 1/4 in. in size.
- (3) The minimum water pressure at the entry to the building is 200 kPa, and the total maximum length of the water system is 90 m.
- (4) In a hot water distribution system of a developed length of more than 30 m from the HWT to the farthest fixture or supplying more than 4 storeys, the water temperature shall be maintained by, (a) recirculation, or (b) a self-regulating heat tracing system.
- (5) Where piping may be exposed to freezing conditions, it shall be protected from the effects of freezing.
- (6) A bathroom group consists of 1 water closet, 1 lavatory, and 1 bathtub (with or without showerhead)
- (7) A powder room group consists of 1 water closet and 1 lavatory.

**PLEASE SEE
NOTES AS TH
OF THE REVIEW**



ELEVATION 2



ELEVATION 3

ELEVATION 1

THE ATTACHED
FORM PART
OF THE
DRAWINGS

ALL PLUMBING SHALL CONFORM TO
THE ONTARIO BUILDING CODE, O.B.C.
332/12, AS AMENDED, DIVISION B, PART 7.

NOTES

1. DRAWINGS ARE TO BE PRINTED IN COLOUR
2. WHERE A 3/4"φ TUB SPOUT/ SPIGOT CONNECTION IS USED ON THE BATHTUB FAUCET THE WATER SUPPLY PIPE SHALL BE 3/4"φ TO THE BRANCH FOR THE BATHTUB
3. BASEMENT BATHROOM ROUGH-IN SHALL BE USED IN SIZING OF WATER PIPE
4. EXACT LOCATION OF ALL PLUMBING PIPING TO BE DETERMINED ON SITE

LEGEND

SYMBOL	DESCRIPTION (SEE PLAN FOR PIPE SIZING)
WM	WATER METER, PROVIDE SUPPLY PIPE SIZE/ φ
HB	HOSE BIB
—	PROPOSED COLD WATER LINE & RISER
—	PROPOSED HOT WATER LINE & RISER
FD	FLOOR DRAIN



Client
GREENAPRK HOMES

Project Name
LOT 22

MINNISALE HOMES CORP
BRAMPTON, ONTARIO

MILLWOOD 2 **2654 sqft**

HVACdesigns Ltd.
375 Finley Ave. Suite 202 - Ajax, Ontario
L1S 2E2 Tel. 905.619.2300 - 905.420.5300 Fax 905.619.2375
Email: info@hvacdesigns.ca
Web: www.hvacdesigns.ca
Specializing in Residential Mechanical Design Services

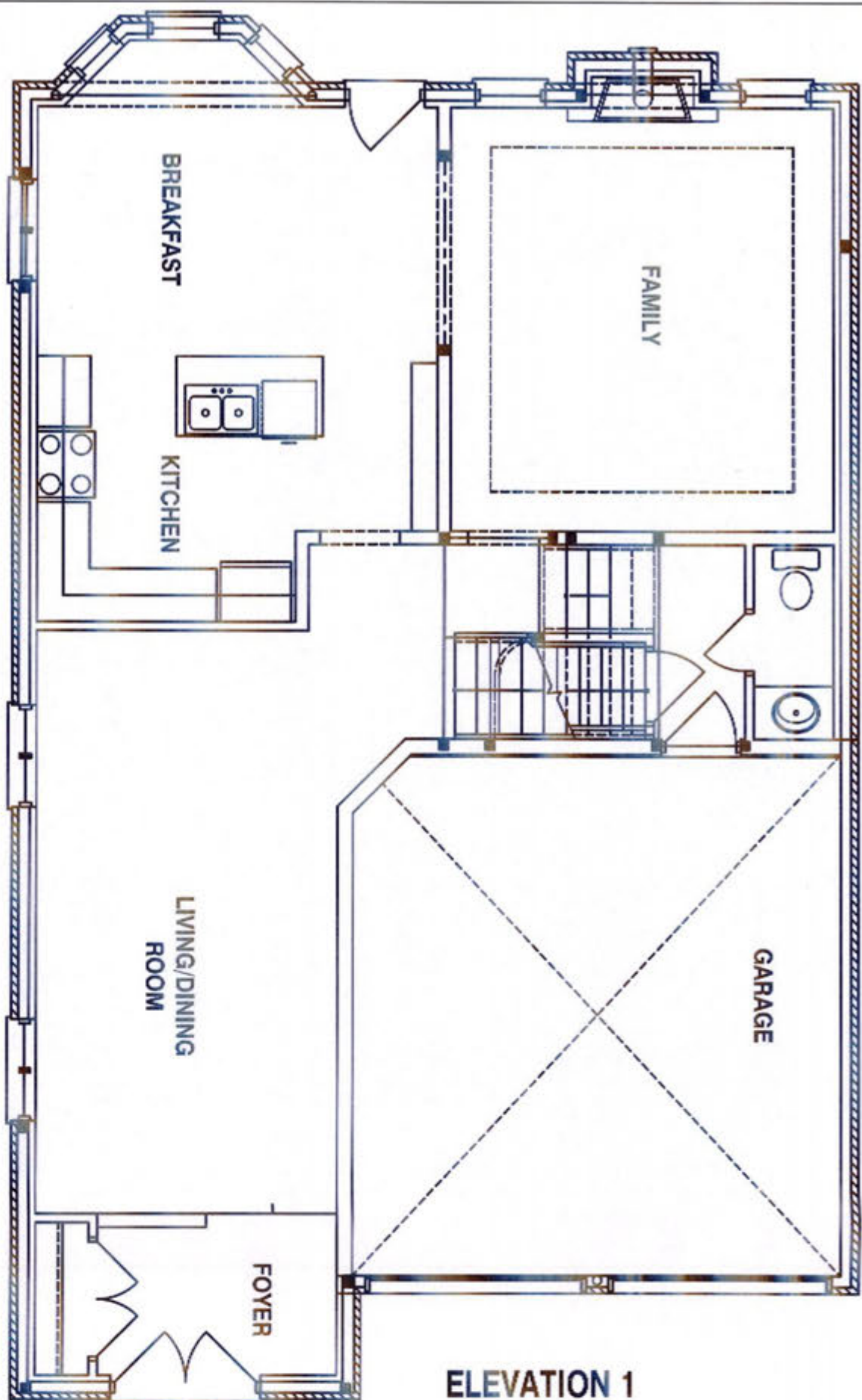
CITY OF BRAMPTON
BUILDING DIVISION
REVIEWED
NOV 21 2018
PLUMBING BY
KOFI MORIEL

Sheet Title
**BASEMENT
PLUMBING
LAYOUT**

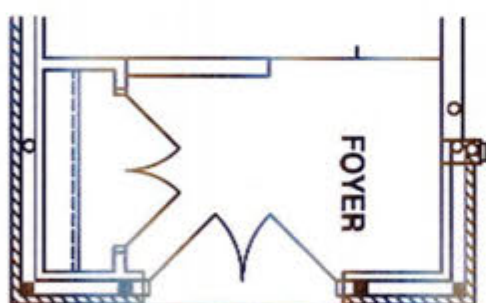
Date
AUGUST 2018

Scale
3/16" = 1'-0"

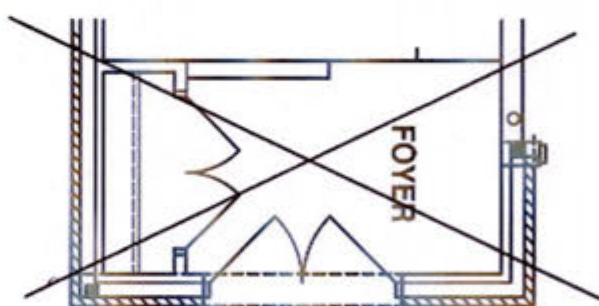
LO# **79581**



ELEVATION 1



ELEVATION 2



ELEVATION 3

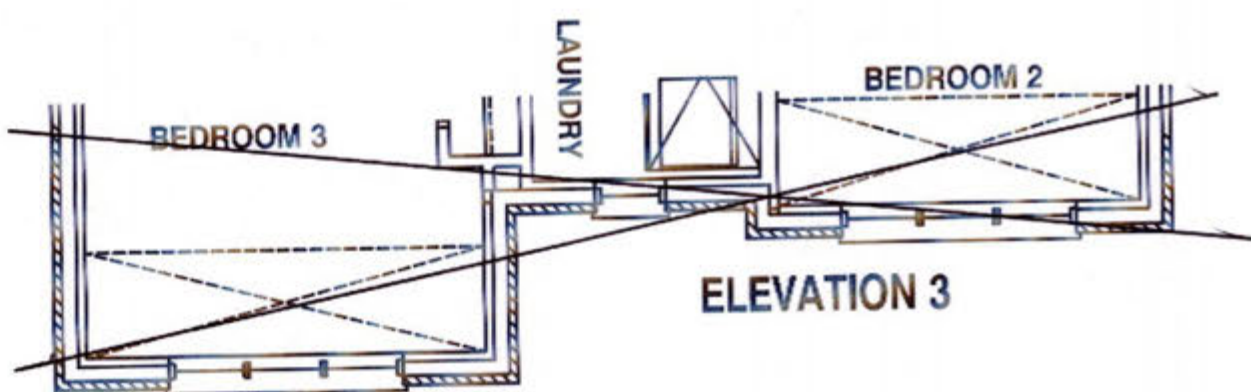
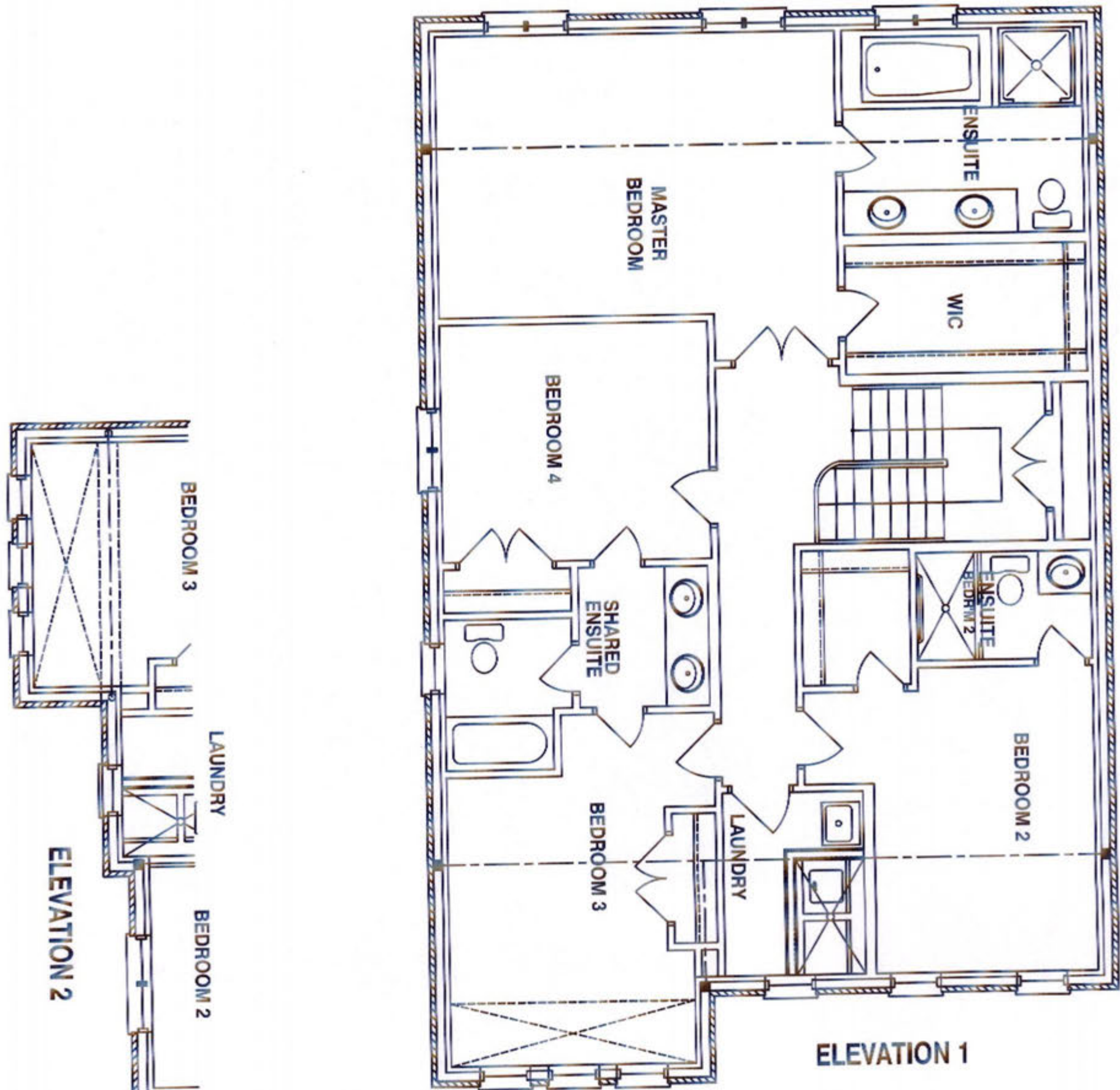
CITY OF BRAMPTON
BUILDING DIVISION
REVIEWED

NOV 21 2018

PLUMBING BY
KOFI MORIEL



Client GREENAPRK HOMES	 375 Finley Ave. Suite 202 - Ajax, Ontario L1S 2E2 Tel. 905.619.2300 - 905.420.5300 Fax 905.619.2375 Email: info@hvacadesigns.ca Web: www.hvacadesigns.ca Specializing in Residential Mechanical Design Services		Sheet Title FIRST FLOOR PLUMBING LAYOUT
Project Name <i>Lot 22</i> MINNISALE HOMES CORP BRAMPTON, ONTARIO			Date AUGUST 2018
MILLWOOD 2 2654 sqft			Scale 3/16" = 1'-0"
			LO# 79581



CITY OF BRAMPTON
BUILDING DIVISION
REVIEWED

NOV 21 2018

PLUMBING BY
KOFI MORIEL



Client	GREENAPRK HOMES
Project Name	LOT 22 MINNISALE HOMES CORP BRAMPTON, ONTARIO
MILLWOOD 2	2654 sqft

HVACDESIGNS LTD.
375 Finley Ave. Suite 202 - Ajax, Ontario
L1S 2E2 Tel. 905.619.2300 - 905.420.5300 Fax 905.619.2375
Email: info@hvacdesigns.ca
Web: www.hvacdesigns.ca
Specializing in Residential Mechanical Design Services

Sheet Title	SECOND FLOOR PLUMBING LAYOUT
Date	AUGUST 2018
Scale	3/16" = 1'-0"
LO#	79581