



BRAMPTON
Flower City

Planning and Development
Buildir
8850 McLaughlin
Brampton

PLEASE
NOTES
OF THE

WATER PIPE SIZING AND PLUMBING DATA SHEET

CERTIFIED MODEL WITH ONE DWELLING UNIT

THIS TABLE IS APPLICABLE FOR A HOUSE AFTER DECEMBER 31, 2017

Builder Name: GREENPARK HOMES
Certified Model Name: HEMLOCK 5C - LOT 11R
Optional Floor Layout:
Application No.:



The Ontario Building Code Div. B, 7.6.3 regulates size and capacity of pipes for a new house. Please enter the number of individual fixtures as listed and bathroom groups⁽⁶⁾ or powder room groups⁽⁷⁾ per floor. The fixture units and required minimum size of water service will automatically be calculated.

Description	Basement Floor	First Floor	Second Floor	Third Floor
	Qty.	Qty.	Qty.	Qty.
Bathroom group ⁽⁶⁾	1		2	
Bidet				
Extra Shower			1	
Lav			1	
Bar Sink				
Powder room ⁽⁷⁾		1		
Kitchen Sink		1		
Dishwasher		1		
Laundry Tub	1			
Washing Machine	1			
Hose Bib		2		

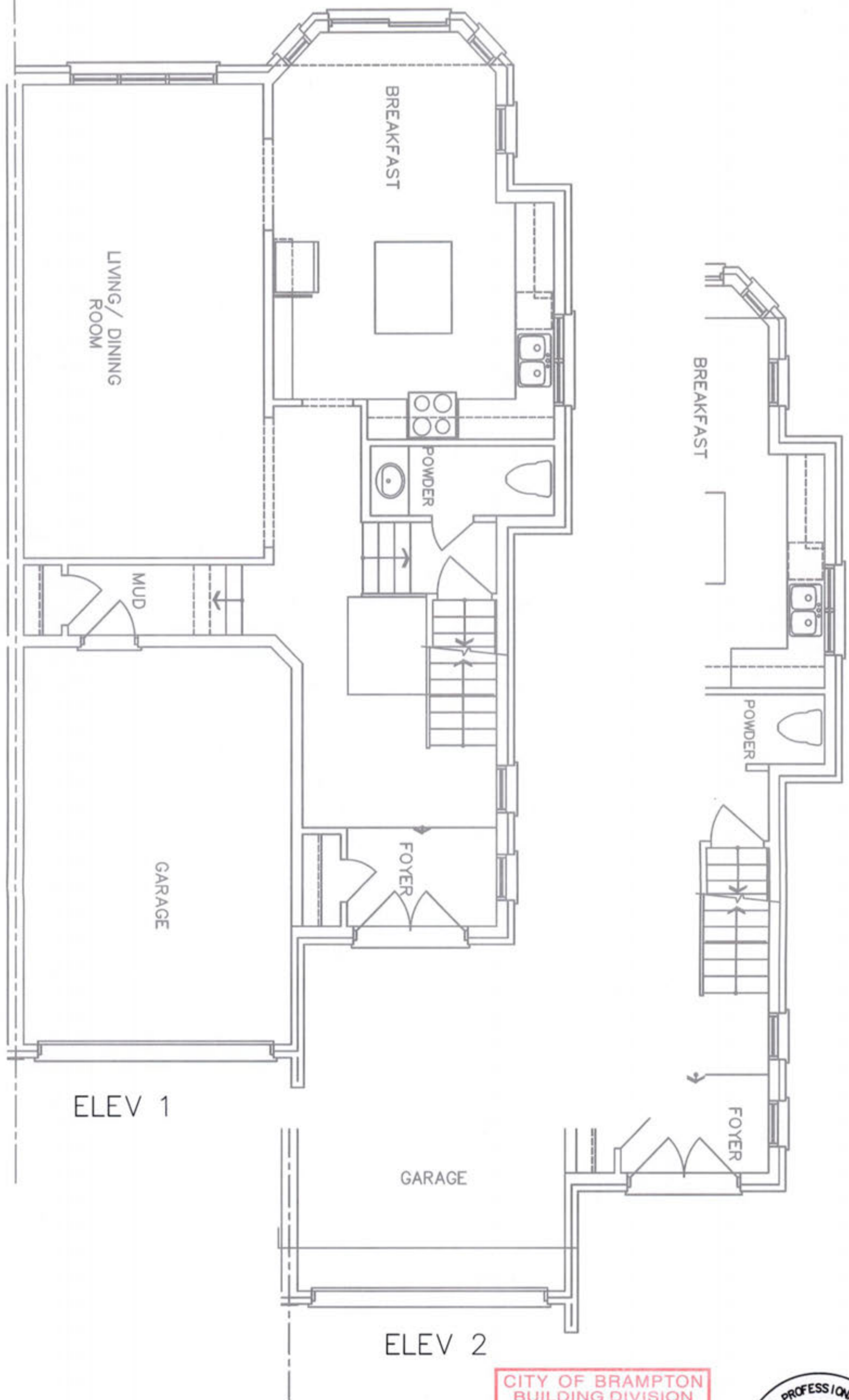
Total Fixture Units 26.4

Minimum Diameter of Water Service Pipe

Required from the Property Line to the House (Inch) 1

Notes:

- (1) A potable water system shall be designed, constructed and installed to conform to good engineering practice appropriate to the circumstances, such as that described in the ASHRAE Handbooks and ASPE Data Books.
- (2) No water system between the point of connection with the water service pipe or the water meter and the first branch that supplies a water heater that serves more than one fixture shall be less than 1/4 in. in size.
- (3) The minimum water pressure at the entry to the building is 200 kPa, and the total maximum length of the water system is 90 m.
- (4) In a hot water distribution system of a developed length of more than 30 m from the HWT to the farthest fixture or supplying more than 4 storeys, the water temperature shall be maintained by, (a) recirculation, or (b) a self-regulating heat tracing system.
- (5) Where piping may be exposed to freezing conditions, it shall be protected from the effects of freezing.
- (6) A bathroom group consists of 1 water closet, 1 lavatory, and 1 bathtub (with or without showerhead)
- (7) A powder room group consists of 1 water closet and 1 lavatory.



CITY OF BRAMPTON
BUILDING DIVISION
REVIEWED

JAN 17 2019

PLUMBING BY
KOFI MORIEL



Client
GREENPARK HOMES

Project Name
**MINNISALE HOMES CORP
BRAMPTON, ONTARIO**

Lot 11R

HEMLOCK 5C 2222 sqft

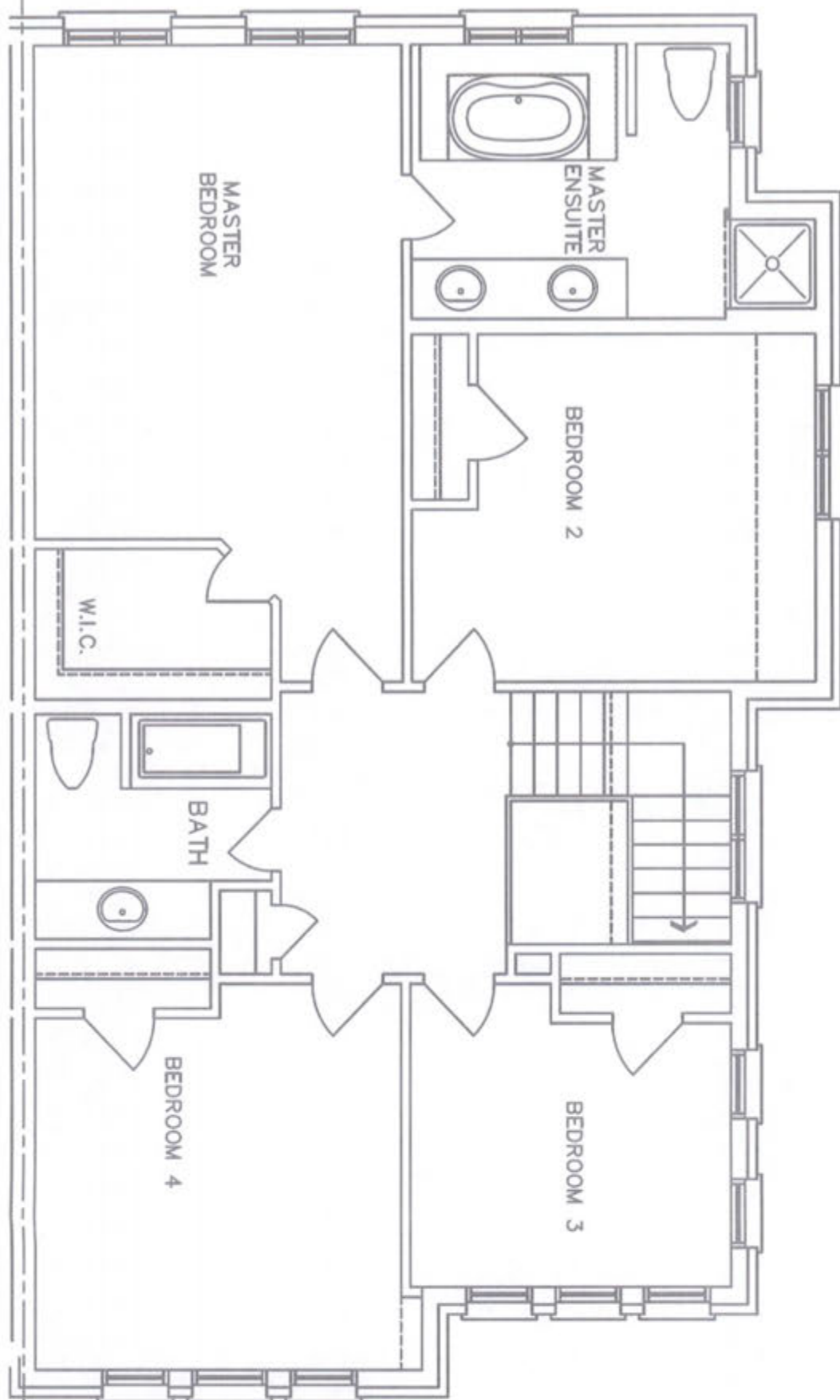
HVACDESIGNS LTD.
375 Finley Ave. Suite 202 - Ajax, Ontario
L1S 2E2 Tel. 905.619.2300 - 905.420.5300 Fax 905.619.2375
Email: info@hvacdesigns.ca
Web: www.hvacdesigns.ca
Specializing in Residential Mechanical Design Services

Sheet Title
**FIRST FLOOR
PLUMBING
LAYOUT**

Date **AUG/2018**

Scale **3/16" = 1'-0"**

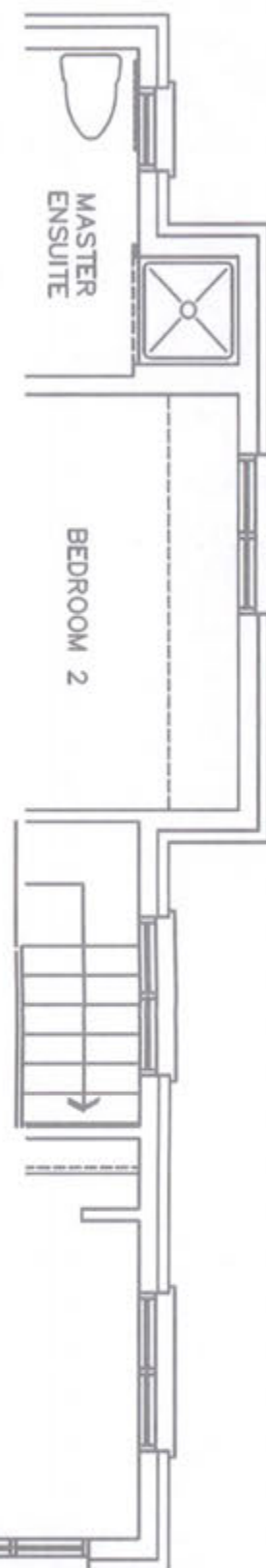
LO# **79576**



ELEV 1



ELEV 2



BEDROOM 3

CITY OF BRAMPTON
BUILDING DIVISION
REVIEWED
JAN 17 2019
PLUMBING BY
KOFI MORIEL



Client
GREENPARK HOMES

Project Name
MINNISALE HOMES CORP
BRAMPTON, ONTARIO

LOT 11R

HEMLOCK 5C 2222 sqft

HVACDESIGNS LTD.
375 Finley Ave. Suite 202 - Ajax, Ontario
L1S 2E2 Tel. 905.619.2300 - 905.420.5300 Fax 905.619.2375
Email: info@hvacdesigns.ca
Web: www.hvacdesigns.ca
Specializing in Residential Mechanical Design Services

Sheet Title
SECOND FLOOR
PLUMBING
LAYOUT

Date
AUG/2018

Scale
3/16" = 1'-0"

LO# 79576