

18-333292 000 00 KR

Greenpark Homes
M2060 LOT 5
BRAMPTON
Flower City

 Planning and Development Services
Building Division
8850 McLaughlin Road, Unit 1
Brampton, ON L6Y 5T1

WATER PIPE SIZING AND PLUMBING DATA SHEET
CERTIFIED MODEL WITH ONE DWELLING UNIT
THIS TABLE IS APPLICABLE FOR A HOUSE AFTER DECEMBER 31, 2017

 Builder Name:
Certified Model Name:
Optional Floor Layout:
Application No.:

GREENPARK HOMES

MILLWOOD 1 - LOT 5



SWhite

The Ontario Building Code Div. B, 7.6.3 regulates size and capacity of pipes for a new house. Please enter the number of individual fixtures as listed and bathroom groups⁽⁶⁾ or powder room groups⁽⁷⁾ per floor. The fixture units and required minimum size of water service will automatically be calculated.

Description	Basement Floor	First Floor	Second Floor	Third Floor
	Qty.	Qty.	Qty.	Qty.
Bathroom group ⁽⁶⁾	1		2	
Bidet				
Extra Shower			1	
Lav			1	
Bar Sink				
Powder room ⁽⁷⁾		1		
Kitchen Sink		1		
Dishwasher		1		
Laundry Tub			1	
Washing Machine			1	
Hose Bib		2		

 Total Fixture Units **26.4**

 Minimum Diameter of Water Service Pipe
Required from the Property Line to the
House (Inch)
1
Notes:

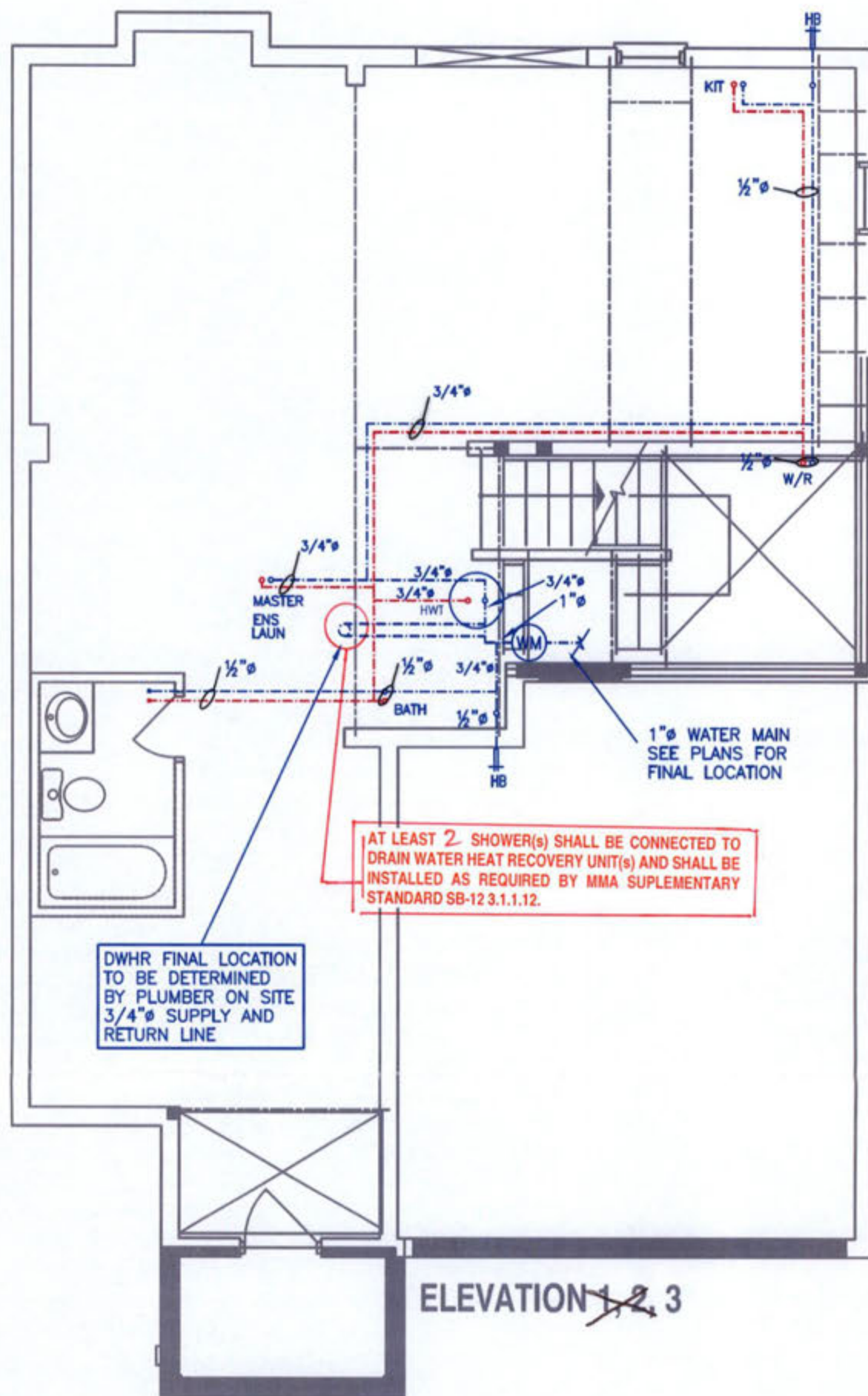
- (1) A potable water system shall be designed, constructed and installed to conform to good engineering practice appropriate to the circumstances, such as that described in the ASHRAE Handbooks and ASPE Data Books.
- (2) No water system between the point of connection with the water service pipe or the water meter and the first branch that supplies a water heater that serves more than one fixture shall be less than ¾ in. in size.
- (3) The minimum water pressure at the entry to the building is 200 kPa, and the total maximum length of the water system is 90 m.
- (4) In a hot water distribution system of a developed length of more than 30 m from the HWT to the farthest fixture or supplying more than 4 storeys, the water temperature shall be maintained by, (a) recirculation, or (b) a self-regulating heat tracing system.

(5) Where piping may be exposed to freezing conditions, it shall be protected from the effects of freezing.

(6) A bathroom group consists of 1 water closet, 1 lavatory, and 1 bathtub (with or without showerhead)

(7) A powder room group consists of 1 water closet and 1 lavatory.

**PLEASE SEE
NOTES AS TO
OF THE REV**



THE ATTACHED
FORM PART
OF THE DRAWINGS

AT LEAST 2 SHOWER(S) SHALL BE CONNECTED TO DRAIN WATER HEAT RECOVERY UNIT(S) AND SHALL BE INSTALLED AS REQUIRED BY MMA SUPPLEMENTARY STANDARD SB-12 3.1.1.12.

DWHR FINAL LOCATION
TO BE DETERMINED
BY PLUMBER ON SITE
3/4" SUPPLY AND
RETURN LINE

ALL PLUMBING SHALL CONFORM TO
THE ONTARIO BUILDING CODE, O.B.C.
332/12, AS AMENDED, DIVISION B, PART 7.

NOTES

1. DRAWINGS ARE TO BE PRINTED IN COLOUR
2. WHERE A 3/4" TUB SPOUT/ SPIGOT CONNECTION IS USED ON THE BATHTUB FAUCET THE WATER SUPPLY PIPE SHALL BE 3/4" TO THE BRANCH FOR THE BATHTUB
3. BASEMENT BATHROOM ROUGH-IN SHALL BE USED IN SIZING OF WATER PIPE
4. EXACT LOCATION OF ALL PLUMBING PIPING TO BE DETERMINED ON SITE

LEGEND

SYMBOL	DESCRIPTION (SEE PLAN FOR PIPE SIZING)
WM	WATER METER, PROVIDE SUPPLY PIPE SIZE/ Ø
HB	HOSE BIB
—	PROPOSED COLD WATER LINE & RISER
—	PROPOSED HOT WATER LINE & RISER
FD	FLOOR DRAIN

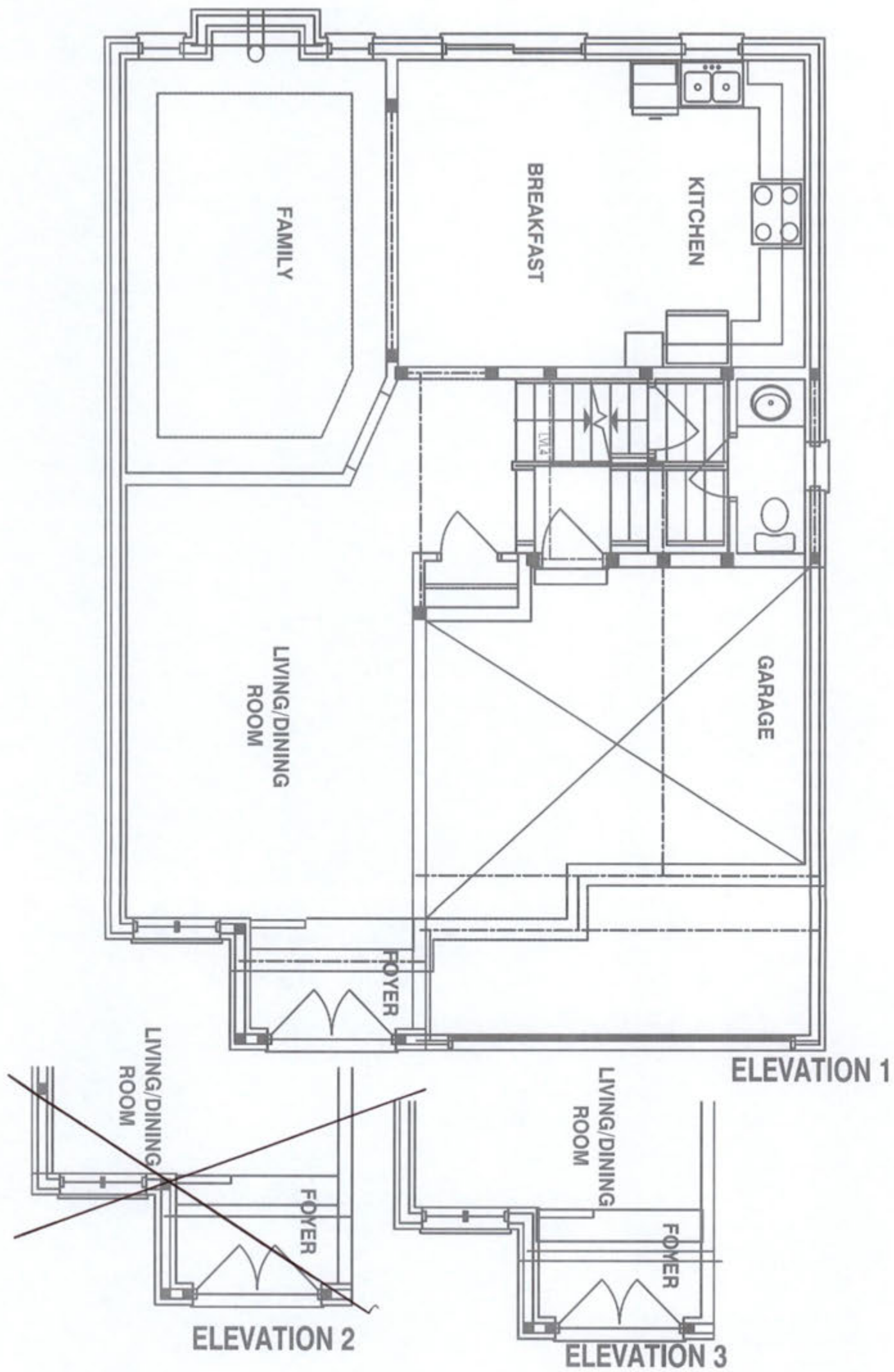


Client
GREENAPRK HOMES
Project Name
LOT 5
MINNISALE HOMES CORP
BRAMPTON, ONTARIO
MILLWOOD 1 2194 sqft

HVACDESIGNS LTD.
375 Finley Ave. Suite 202 - Ajax, Ontario
L1S 2E2 Tel. 905.619.2300 - 905.420.5300 Fax 905.619.2375
Email: info@hvacdesigns.ca
Web: www.hvacdesigns.ca
Specializing in Residential Mechanical Design Services

CITY OF BRAMPTON
BUILDING DIVISION
REVIEWED
NOV 21 2018
PLUMBING BY
KOFI MORIEL

Sheet Title
BASEMENT
PLUMBING
LAYOUT
Date
AUGUST 2018
Scale
3/16" = 1'-0"
LO# 79583



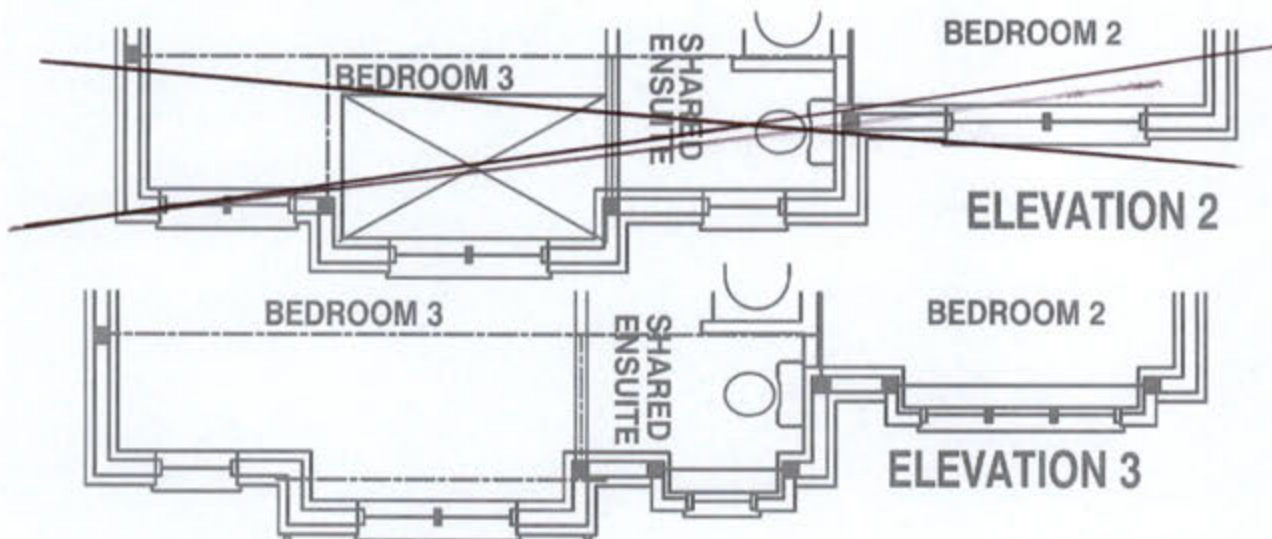
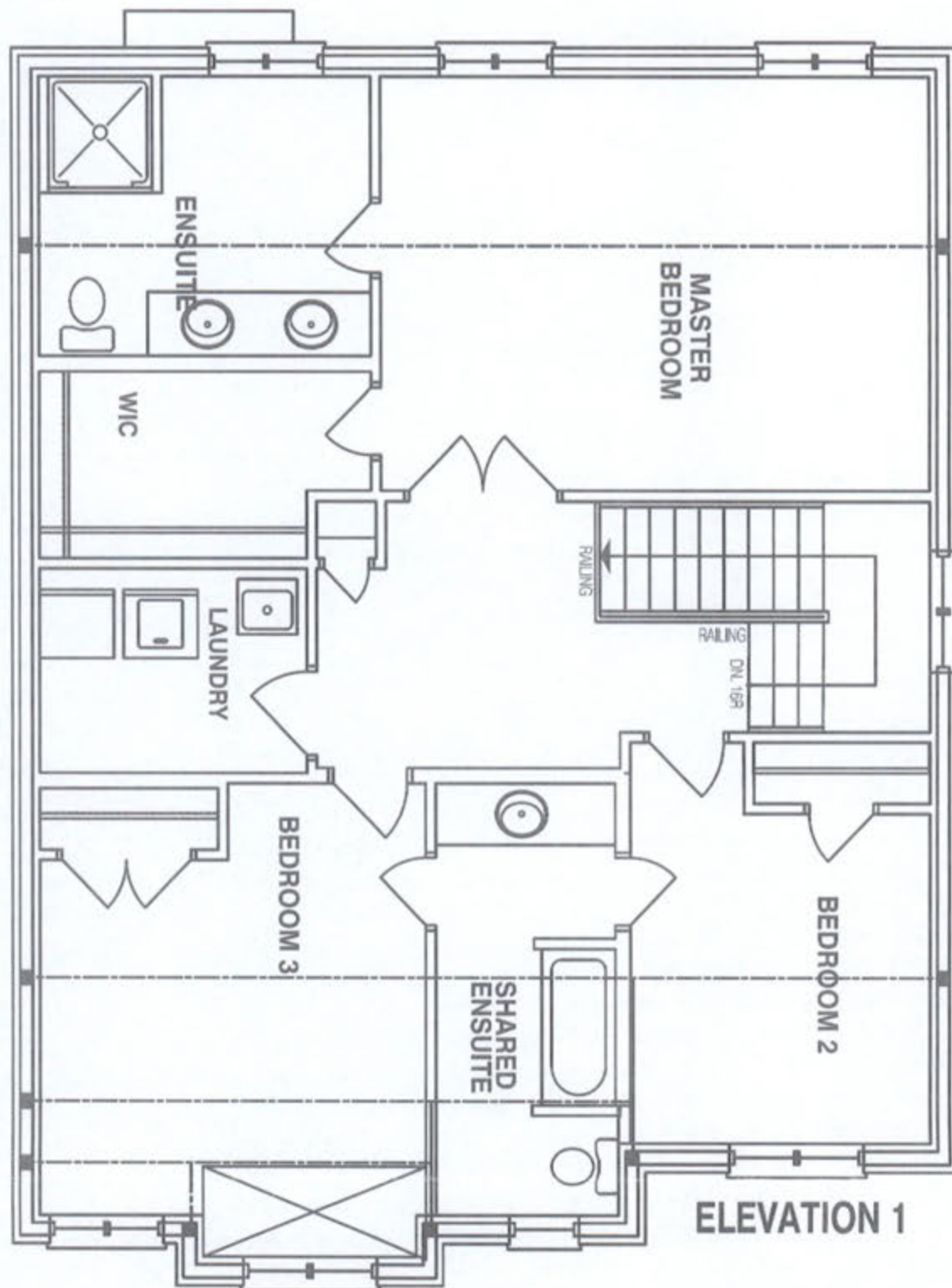
CITY OF BRAMPTON
BUILDING DIVISION
REVIEWED
NOV 21 2018
PLUMBING BY
KOFI MORIEL



Client	GREENAPRK HOMES
Project Name	LOT 5
	MINNISALE HOMES CORP BRAMPTON, ONTARIO
MILLWOOD 1	2194 sqft

HVACDESIGNS LTD.
375 Finley Ave. Suite 202 - Ajax, Ontario
L1S 2E2 Tel. 905.619.2300 - 905.420.5300 Fax 905.619.2375
Email: info@hvacdesigns.ca
Web: www.hvacdesigns.ca
Specializing in Residential Mechanical Design Services

Sheet Title	FIRST FLOOR PLUMBING LAYOUT
Date	AUGUST 2018
Scale	3/16" = 1'-0"
LO#	79583



CITY OF BRAMPTON
BUILDING DIVISION
REVIEWED
NOV 21 2018
PLUMBING BY
KOFI MORIEL



Client
GREENAPRK HOMES
Project Name
LOT 5
MINNISALE HOMES CORP
BRAMPTON, ONTARIO
MILLWOOD 1 2194 sqft

HVACDESIGNS LTD.
375 Finley Ave. Suite 202 - Ajax, Ontario
L1S 2E2 Tel. 905.619.2300 - 905.420.5300 Fax 905.619.2375
Email: info@hvacdesigns.ca
Web: www.hvacdesigns.ca
Specializing in Residential Mechanical Design Services

Sheet Title
SECOND FLOOR
PLUMBING
LAYOUT
Date
AUGUST 2018
Scale
3/16" = 1'-0"
LO# 79583