

CONSTRUCTION SUMMARY

Saddle Ridge (G) - Lecco Ridge Developments Inc.

PURCHASERS: Muhammad Naeem MUSTAFA and Asma BASHIR

TEL: RES.: 416-837-9778

LOT / PHASE 107 / 1	REG. PLAN # 20M-1184	HOUSE TYPE Juniper 8 Elev 3		
------------------------	-------------------------	--------------------------------	--	--

CABINETRY

RECEIVED JUN 01 2018

1 - KITCHEN - DELETE CABINETS ABOVE STOVE - VENDOR WILL SUPPLY 6 INCH VENT AS PER STANDARD CONSTRUCTION SPECIFICATIONS AND VENT MAY NOT BE IN THE APPROPRIATE LOCATION FOR INSTALLATION OF PURCHASER SUPPLIED VENT 28May18 Note: [REDACTED]	NEW
1 - VANITY - UPGRADE 1 - ENSUITE BATHROOM 03Apr18 Note:	
1 - UPGRADE 2 HARDWARE - KITCHEN - UPGRADE 1 03Apr18 Note:	

CABINETRY ACCESSORIES

1 - OVEN CABINET - BUILT-IN - MICROWAVE COMBO - PRICE IS EACH - STANDARD 03Apr18 Note: Specs. Attached	
1 - KITCHEN CABINETRY BASE - COOKTOP CABINET FULL HEIGHT DOORS - STANDARD 03Apr18 Note: Specs. Attached	
1 - PANTRY UNIT UPGRADE - TO GO FROM 300MM TO 600MM DEEP - PRICE IS PER FOOT - STANDARD 03Apr18 Note:	
1 - KITCHEN CABINETRY UPPER - FULL DEPTH ABOVE FRIDGE - WITH GABLES - 600MM - PRICE IS EACH - STANDARD 03Apr18 Note: Specs. Attached	
1 - KITCHEN CABINETRY BASE - RECYCLE PULLOUT 4 BIN - PRICE IS EACH 03Apr18 Note:	
1 - KITCHEN CABINETRY BASE - PIE CUT CORNER CABINET - BASE CABINETRY - STANDARD 03Apr18 Note:	
1 - KITCHEN CABINETRY BASE - POT/PAN DRAWERS (CABINET) - STANDARD 03Apr18 Note:	
1 - KITCHEN CABINETRY BASE - SPICE WIRE PULLOUT - PRICE IS EACH 03Apr18 Note:	
1 - KITCHEN - 24" DEPTH STRAIGHT APPLIANCE GARAGE WITH FULL DEPTH CABINET ABOVE 03Apr18 Note:	

CERAMIC TILE

1 - PRICE IS FOR LABOUR ONLY - INSTALL TILE AT A 45 DEGREE ANGLE - ENSUITE BATHROOM - FLOOR 03Apr18 Note:	
1 - TILE - UPGRADE 1 FLOOR TILE - - ENSUITE BATHROOM - FLOOR 03Apr18 Note:	
1 - ENSUITE 2/3 BATHROOM - SHOWER STALL -UPGRADE 1 BORDER - LAID APPROX 5' FROM FLOOR 03Apr18 Note:	
1 - DELETE ALL CERAMIC BATHROOM ACCESSORIES - DELETE TOWEL BAR, PAPER HOLDER & SOAP DISH THROUGHOUT 03Apr18 Note:	
1 - FOYER - 2 COLOURS OF TILES LAID IN A CHECKERED PATTERN 03Apr18 Note:	
1 - TILE - UPGRADE 1 FLOOR TILE - - FOYER 03Apr18 Note:	
1 - PRICE IS FOR LABOUR ONLY - INSTALL TILE AT A 45 DEGREE ANGLE OR INSTALL TILE IN A STAGGERED PATTERN - - FOYER 03Apr18 Note:	



CONSTRUCTION SUMMARY

Saddle Ridge (G) - Lecco Ridge Developments Inc.

PURCHASERS: Muhammad Naeem MUSTAFA and Asma BASHIR

TEL: RES.: 416-837-9778

LOT / PHASE 107 / 1	REG. PLAN # 20M-1184	HOUSE TYPE Juniper 8 Elev 3		
------------------------	-------------------------	--------------------------------	--	--

CONSTRUCTION

I - ADD BASEMENT WALK-UP 08Dec16 Note:	
---	--

ELECTRICAL

I - PLUG - ELECTRICAL PLUG 03Apr18 Note: MASTER ENSUITE BATHROOM - INSTALL 1' FROM FLOOR FOR FUTURE WASHLET	
I - KITCHEN - CANOPY HOOD FAN - 30" CYCLONE 550 CFM #SC50130 (GLASS CANOPY) 03Apr18 Note:	
I - BUILT IN OVEN AND COOKTOP PROVISION - PROVISION ONLY - ELECTRICAL ONLY 03Apr18 Note:	
I - PLUG - 240V ELECTRICAL PLUG IN GARAGE FOR FUTURE ELECTRIC CAR 05Mar18 Note:	
I - PLUG - ELECTRICAL PLUG 05Mar18 Note: ENSUITE 2/3 BATHROOM - INSTALLED BESDIE TOILET	
I - PLUG - ELECTRICAL PLUG - TO BE INSTALLED OVER FIREPLACE 05Mar18 Note:	
I - 200 AMP ELECTRICAL SERVICE 05Mar18 Note:	
I - ABOVE KITCHEN ISLAND - ADD LIGHT AND SWITCH - NO FIXTURE INCLUDED 05Mar18 Note:	
I - LIGHT AND SWITCH - NO FIXTURE INCLUDED - LIVING ROOM 05Mar18 Note:	

HARDWOOD FLOORING

I - LAMINATE -UPGRADE TO LEXINGTON SERIES IN LIEU OF STANDARD LAMINATE 03Apr18 Note:	
I - HARDWOOD – GROUP B SERIES 5 INCH - IN LIEU OF 2 1/4 INCH NATURAL RED OAK - - FIRST FLOOR COMPLETE 03Apr18 Note:	

HEATING AND AIR CONDITIONING

I - HUMIDIFIER - FLO THRU HUMIDIFIER: HFT 2700 (3200 TO 4200 SQ FT) 05Mar18 Note:	
--	--

PLUMBING

I - ***DELETE - ENSUITE 2/3 BATHROOM - DELTA ZURA DFKIT 19 - CHROME*** 03Apr18 Note:	
I - ENSUITE 2/3 BATHROOM - DELTA DRYDEN SHOWER KIT - CHROME - #KIT10DF-WS 03Apr18 Note: ***Insert***	
4 - MOEN BATHROOM ACCESSORIES - MASON CHROME - TOWEL BAR 24" #YB8094/YB8000 - PRICE IS EACH 03Apr18 Note: ALL BATHROOMS	
4 - MOEN BATHROOM ACCESSORIES - MASON CHROME - PAPER HOLDER #YB8099/YB8000 - PRICE IS EACH 03Apr18 Note: ALL BATHROOMS	
I - MASTER ENSUITE BATHROOM - TUB - DELTA ZURA ROAMN TUB 4-PIECE FAUCET - CHROME - #T4774 / R4716 05Mar18 Note:	

CONSTRUCTION SUMMARY

Saddle Ridge (G) - Lecco Ridge Developments Inc.

PURCHASERS: Muhammad Naeem MUSTAFA and Asma BASHIR

TEL: RES.: 416-837-9778

LOT / PHASE 107 / 1	REG. PLAN # 20M-1184	HOUSE TYPE Juniper 8 Elev 3		
------------------------	-------------------------	--------------------------------	--	--

3 - TOE TESTER - ADD TOE TESTER TO SHOWER
05Mar18 Note: ALL BATHROOMS

1 - ENSUITE 2/3 BATHROOM - DELTA ZURA DFKIT 19 - CHROME
05Mar18 Note: Deleted

1 - WATER LINE FOR FRIDGE - ROUGH-IN ONLY
05Mar18 Note:

PROMOTIONAL

1 - LESS CREDIT FROM PURCHASER EXTRA SHEET IN OFFER
08Dec16 Note:

STAIRS AND RAILINGS

1 - STAINED STAIRS, RAILING AND PICKETS – STANDARD STAIRCASE - PRICE IS PER SET
03Apr18 Note:

EXTRAS AS PER OFFER

The Purchaser acknowledges that the Purchase Price is inclusive of all credits and promotional packages available at the time of purchase.
Worksheet Note:

The Vendor agrees that notwithstanding any other term or provision in this Agreement included in the Purchase Price and in addition to those items detailed in Schedule GP to the Agreement of Purchase and Sale, the Purchaser is entitled to a credit of Ten
Worksheet Note:

This Document is Extremely Time Sensitive - Printed 1 Jun 18 at 13:35

Purchasers:

Muhammad Naeem MUSTAFA & Asma BASHIR

Property: 107

Telephone Res. / Bus:

(416) 837-9778 /

Project: Lecco Ridge Developments Inc.

Decor Advisor:

Candace Forza

Model and Elevation: Juniper 8 Elev 3

Lock Date:

3-Apr-18

3-Apr-18

Plan #: 20M-1184

Layout Changes: ☒ Yes ☐ No

Sketch Attached: ☒ Yes ☐ No

Exterior Colour Scheme:

1. Cabinetry

	Style and Colour	Hardware
Kitchen / Breakfast	HASTING CHOCOLATE	See Below
Laundry Room	ELISSE	Standard
Powder Room	EVEREST WHITE	1001
Master Ensuite Bathroom	RICHMOND W350XZ4	1001
Ensuite Bath - Bedroom 2/3	EVEREST WHITE	1001
Ensuite Bath - Bedroom 4/5	EVEREST WHITE	2004
	N/A	N/A
	N/A	N/A
	N/A	N/A

Appliances:

Built In Appliances ☒ Yes ☐ No

Slide In Stove ☐ Yes ☒ No

Dishwasher Cabinet ☐ Closed ☒ Open

41" Upper Cabinets ☒ Yes ☐ No

Please NOTE: Standard Cabinet Height is 30"

Stove Opening

NOTE: If not specified, opening will be set to builder's standard opening of approximately 30" width

Fridge Opening

NOTE: If not specified, opening will be set to builder's standard opening of approximately 37" width x 74" height

KITCHEN - HARDWARE - CABINETRY 722 SC *** DRAWERS 167SB

** Refer to Construction Summary

2. Counters

	Counter	Edge
Kitchen / Breakfast	LAMINATE-PORTICO MARBLE 7735-58	
Laundry Room	N/A	
Powder Room	LAMINATE-WHITE CARRARA 4924-38	
Master Ensuite Bathroom	LAMINATE-WHITE CARRARA 4924-38	
Ensuite Bath - Bedroom 2/3	LAMINATE-BLACK ALICANTE 4926K-07	
Ensuite Bath - Bedroom 4/5	LAMINATE-BLACK ALICANTE 4926K-07	
	N/A	
	N/A	
	N/A	

** Refer to Construction Summary

Initials:

Purchasers: Muhammad Naeem MUSTAFA & Asma BASHIR

Property: 107

Telephone Res. / Bus: (416) 837-9778 /

Project: Lecco Ridge Developments Inc.

Decor Advisor: Candace Forza

Model and Elevation: Juniper 8 Elev 3

Lock Date: 3-Apr-18

3-Apr-18

Plan #: 20M-1184

3. Ceramic Flooring

		At a 45	Threshold-If App.
Entrance Vestibule	TILE-MODERNA ANTRACITE & GRIGIO-13X13***CHEC	<input checked="" type="checkbox"/>	METAL STRIP
Main Hall	STRIP	<input type="checkbox"/>	
Kitchen / Breakfast	TILE-RAINBOW WHITE-13X13	<input type="checkbox"/>	METAL STRIP
Laundry Room	TILE-RAINBOW WHITE-13X13	<input type="checkbox"/>	METAL STRIP
Powder Room	TILE-RAINBOW WHITE-13X13	<input type="checkbox"/>	METAL STRIP
Master Ensuite Bathroom	TILE-FM45GL001S GLOSSY WHITE-18X18	<input checked="" type="checkbox"/>	METAL STRIP
Ensuite Bath - Bedroom 2/3	TILE-RAINBOW LIGHT GREY-13X13	<input type="checkbox"/>	METAL STRIP
Ensuite Bath - Bedroom 4/5	TILE-BEACH LIGHT GREY-13X13	<input type="checkbox"/>	METAL STRIP
GARAGE ENTRY	TILE-RAINBOW WHITE-13X13	<input type="checkbox"/>	
	N/A	<input type="checkbox"/>	
	N/A	<input type="checkbox"/>	

** Refer to Construction Summary

4. Ceramic Wall Tile

Master Ensuite Bathroom	Selection	Describe
Tub Deck Wall	N/A	
Tub Deck	N/A	
Tub Deck Skirt	N/A	
Shower Stall	TILE-LUC. CONCEPT NEVE-8X16	
Bathtub Enclosure Walls	N/A	
	N/A	
Ensuite Bath - Bedroom 2/3	TILE-LUC. CONCEPT NEVE-8X16	6" BORDER-BLACK JADE GLASS
Ensuite Bath - Bedroom 4/5	TILE-LUC. BLANC GROENLANDIA-8X16	
	N/A	
	N/A	
Kitchen Backsplash	N/A	

** Refer to Construction Summary - STANDARD GROUT THROUGHOUT UNLESS SPECIFIED

5. Plumbing Fixtures

All Bathrooms	White	Whirlpool
	N/A	N/A <input type="radio"/> Yes <input checked="" type="radio"/> No
	N/A	
	N/A	
	N/A	Dishwasher Rough-In <input checked="" type="radio"/> Yes <input type="radio"/> No
	N/A	Waterline for Fridge <input checked="" type="radio"/> Yes <input type="radio"/> No

** Refer to Construction Summary

6. Trim Carpentry

Interior Doors	CLASSIQUE
Interior Trim	3" BB CASING WITH 5 1/4" BASEBOARD - COLONIAL
Door Handles	As Per Construction Specifications
Exterior Front Door Handle	As Per Construction Specifications

** Refer to Construction Summary

Initials:  

Purchasers:

Muhammad Naeem MUSTAFA & Asma BASHIR

Property: 107

Telephone Res. / Bus:

(416) 837-9778 /

Project: Lecco Ridge Developments Inc.

Decor Advisor:

Candace Forza

Model and Elevation: Juniper 8 Elev 3

Lock Date:

3-Apr-18

3-Apr-18

Plan #: 20M-1184

7. Other Flooring		
Main Hall	STRIP-VINTAGE-NSS-WIRE BRUSH CHARACTER-UV OIL-RED OAK-TITAN-5"	
Living Room	STRIP-VINTAGE-NSS-WIRE BRUSH CHARACTER-UV OIL-RED OAK-TITAN-5"	
Dining Room	STRIP-VINTAGE-NSS-WIRE BRUSH CHARACTER-UV OIL-RED OAK-TITAN-5"	
Family Room	STRIP-VINTAGE-NSS-WIRE BRUSH CHARACTER-UV OIL-RED OAK-TITAN-5"	
Den / Library / Study	STRIP-VINTAGE-NSS-WIRE BRUSH CHARACTER-UV OIL-RED OAK-TITAN-5"	
Basement Landing(If Applies)	N/A	
Lower Landing (If Applies)	STRIP-VINTAGE-NSS-WIRE BRUSH CHARACTER-UV OIL-RED OAK-TITAN-5"	
Upper Landing	STRIP-VINTAGE-NSS-WIRE BRUSH CHARACTER-UV OIL-RED OAK-TITAN-5"	
Upper Hall	LAMINATE-LEXINGTON - HAZELWOOD OAK TL21016 - M	
Master Bedroom	LAMINATE-LEXINGTON - HAZELWOOD OAK TL21016 - M	
Bedroom #2	LAMINATE-LEXINGTON - HAZELWOOD OAK TL21016 - M	
Bedroom #3	LAMINATE-LEXINGTON - HAZELWOOD OAK TL21016 - M	
Bedroom #4	LAMINATE-LEXINGTON - HAZELWOOD OAK TL21016 - M	
Bedroom #5	LAMINATE-LEXINGTON - HAZELWOOD OAK TL21016 - M	
	N/A	
	N/A	
	N/A	
Underpad	Type	Area
	N/A	N/A

** Refer to Construction Summary

8. Railings and Pickets

Railing Type	As Per Construction Specifications	Colour	VINTAGE TITAN
Picket Type	As Per Construction Specifications	Colour	VINTAGE TITAN
Stringer / Riser	As Per Construction Specifications	Colour	VINTAGE TITAN
Treads	As Per Construction Specifications	Colour	VINTAGE TITAN
Red Oak Stairs with Semi Gloss Finish		<input checked="" type="radio"/> Yes <input type="radio"/> No	

** Refer to Construction Summary

9. Wall Paint Flat Finish

Main & Upper Hall	22 WARM GREY	Master Bedroom	22 WARM GREY
Living Room	22 WARM GREY	Bedroom #2	22 WARM GREY
Dining Room	22 WARM GREY	Bedroom #3	22 WARM GREY
Kitchen / Breakfast	43 BIRCH WHITE	Bedroom #4	22 WARM GREY
Family Room	22 WARM GREY	Bedroom #5	22 WARM GREY
Powder Room	22 WARM GREY	Master Ensuite	22 WARM GREY
Laundry Room	22 WARM GREY	Ensuite Bath - Bedroom 2/3	22 WARM GREY
Den/Library	22 WARM GREY	Ensuite Bath - Bedroom 4/5	22 WARM GREY
Trim Paint-Semi Gloss	BIRCH WHITE		N/A
	N/A		N/A
	N/A		N/A
Smooth Ceilings First Floor	<input type="radio"/> Yes <input checked="" type="radio"/> No		

** Refer to Construction Summary

Initials:  

Purchasers: Muhammad Naeem MUSTAFA & Asma BASHIR Property: 107
Telephone Res. / Bus: (416) 837-9778 / Project: Lecco Ridge Developments Inc.
Decor Advisor: Candace Forza Model and Elevation: Juniper 8 Elev 3
Lock Date: 3-Apr-18 3-Apr-18 Plan #: 20M-1184

10. Plaster Mouldings and Medallions

Entrance Vestibule	N/A	N/A	Kitchen/Breakfast	N/A	N/A
Main Hall	N/A	N/A	Den/Library	N/A	N/A
Living Room	N/A	N/A	Lower Landing	N/A	N/A
Dining Room	N/A	N/A		N/A	N/A
Family Room	N/A	N/A			

**** Refer to Construction Summary****11. Fireplace**

	Living Room			Family Room			Other Room - Specify		
	Purchased	As Per Plan	N/A	Purchased	As Per Plan	N/A	Purchased	As Per Plan	N/A
	<input type="radio"/>	<input type="radio"/>	<input checked="" type="radio"/>	<input type="radio"/>	<input checked="" type="radio"/>	<input type="radio"/>	<input type="radio"/>	<input type="radio"/>	<input checked="" type="radio"/>
Fireplace Type	N/A			FLAT ON WALL			N/A		
Mantle Type	N/A			MANTLE M1-STANDARD			N/A		
Colour / Stain	N/A			AS PER CONSTRUCTION SPECIFICATIONS			N/A		
Surround	N/A			NERO			N/A		
Hearth	N/A			NO			N/A		

**** Refer to Construction Summary****12. Heating and Air Conditioning**

Air Conditioning	NO	Gas Provisions Stove	NO
Gas Provisions Dryer	NO	Gas Provisions Barbecue	NO
Comment			

**** Refer to Construction Summary****13. Electrical**

Plugs and Switches	<input checked="" type="radio"/> White	DECOR	Above Kitchen Cabinet Light	<input type="radio"/> Yes	<input checked="" type="radio"/> No
Hood Fan	STANDARD WHITE		Below Kitchen Cabinet Light	<input type="radio"/> Yes	<input checked="" type="radio"/> No
Appliances	Built in Cooktop		Built in Oven		Gas Stove
	<input checked="" type="radio"/> Yes	<input type="radio"/> No	<input checked="" type="radio"/> Yes	<input type="radio"/> No	<input type="radio"/> Yes
					<input checked="" type="radio"/> No
Dishwasher Rough-in	Yes		Microwave		<input checked="" type="radio"/> Yes
					<input type="radio"/> No

**** Refer to Construction Summary****14. General Comments****** Refer to Construction Summary****Disclaimers and Notes**

- Colours of all materials are as close as possible to builder's selection, but not necessarily identical due to variances in manufacturing.
- Any extras listed above are null and void unless accompanied by a separate invoice/amendment. Said invoice must be paid in full.
- The Purchaser agrees that this colour selection is final and that no changes will be permitted, unless required by the Vendor.
- The Purchaser acknowledges reading and accepting document which contains other miscellaneous disclaimers.

Signature: 

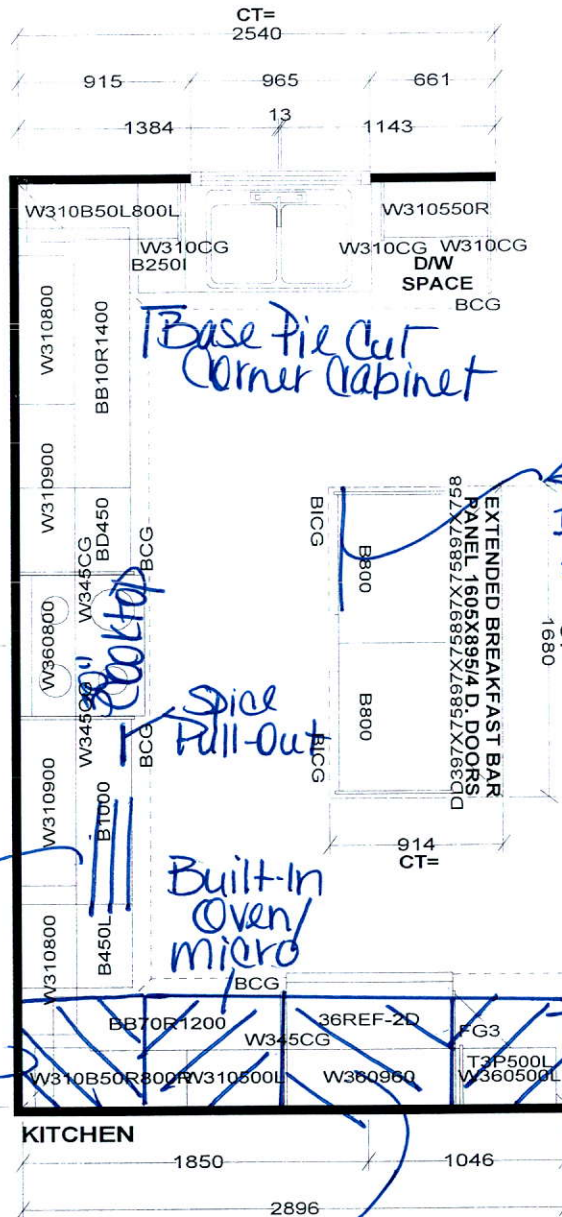
Date: _____

Signature: 

Date: 3 Apr 2018

Kitchen

• upg 2 Hardware



Base Pull Out Corner Cabinet

4 Bin Pull-Out Recycle

Spice Pull-Out

Built-In Oven/micro

Full Depth Pantry (24" Deep)

Pot + Pan Drawers

Straight Cabinet Appliance Garage With Full Depth Cabinet Above

Full Depth Fridge upper (24" Deep)

+ upg: 1 Cabinetry

Selba Industries

STANDARD FEATURES:

9' CEILINGS WITH D/C BOX
1040MM HIGH UPPER CABINETS
DISHWASHER SPACE
DUMMY DOORS ON EXPOSED BACKS
LAMINATE KITCHEN & VANITY COUNTERTOPS

This drawing is the intellectual property of SELBA INDUSTRIES INC. and is an original design which must not be released or copied unless applicable fee has been paid or job order placed.



JOB NUMBER:
BUILDER: GREENPARK HOMES
SITE NAME: LECCO RIDGE, Milton
MODEL: JUNIPER 8X ELEV 1,2,3
LOT #:
DESIGNER: KS
DATE: FEB 13 17

AC


AC



#1 RATED

KitchenAid® 30" Electric Cooktop with 4 Radiant Elements

★★★★☆ 4.3 (121)
Write a review



Even-Heat™ Technology allows this electric cooktop to deliver consistent power for exceptional results without hot spots and cool areas. A large, 10-inch Even-Heat™ Element can deliver up to 3200 watts of power and features a range of simmer settings. A 6-inch Even-Heat™ Element has a range of ultra-low melt settings. An Ultra-Power™ Double-Ring Element gives you added versatility.

AVAILABLE COLOR OPTIONS

■ Stainless Steel - KECC604BSS

SPECIFICATIONS

Configuration and Overview

Cooktop Type	Standard
Fuel Type	Electric
Surface Material	Ceramic Glass
Number of Elements-Burners	4
Cooktop Element Style	Radiant
Installs Over Built-In Oven	Yes

Product Dimensions

Dimensions are for planning purposes only.
For complete information, visit owner center.

Cooktop Features

Left Front Power	1300W
Left Front Size	6"
Left Front Type	Single
Left Rear Power	3200W
Left Rear Size	10"
Left Rear Type	Single
Right Front Power	3000W/1900W
Right Front Size	12"/9"
Right Front Type	Dual
Right Rear Power	1200W
Right Rear Size	6"
Right Rear Element-Burner Type	Single

Controls

Digital Display	No
Downdraft Vent	No
Heating Element On Indicator Light	Yes
Hot Surface Indicator Light	Yes

Dimensions

See Dimension Guide for Metric Measurements

Depth	22 3/16
Height	3 3/4
Width	30 13/16
Cutout Depth	20 1/2
Cutout Height	5 1/2
Cutout Width	29 1/2

Live Chat

"Thank you for your inquiry. Our chat service hours are Monday - Friday 8 a.m. to 5 p.m. (EST). Please visit the web site again or call 1-800-807-6777 Monday - Friday from 8 a.m. to 8 p.m. (EST) if you are needing additional assistance.

If you are trying within the service hours and still getting this message, please try again after some time.

Close

Type or inquiry

KitchenAid Appliance Purchase

Question

Required

☐ Send a transcript of this chat to my email.

☐ Kitchenaid Canada may contact me, including by electronic mail, about its special offers,events,brands,products and services.You can withdraw your consent at any time. All gathered information is governed by our privacy statement. For more information and a list of brands, go to <http://www.whirlpoolcorp.com/privacy-canada/> (<http://www.whirlpoolcorp.com/privacy-canada/>) or Contact Us ([/en_CA/contact-us/](#)).

Cancel

Start Chat



NEW

KitchenAid® 30" Built In Microwave Oven with Convection Cooking

★★★★☆ 4.4 (88)
Write a review

This convection microwave oven can quickly and thoroughly defrost, melt or cook your favourite foods. The EasyConvect™ Conversion System takes the guesswork out of convection cooking, ensuring exceptional results. And its chrome inlaid frame, satin cross-hatched handles, stainless steel oven cooking cavity and touch controls are the perfect balance of elegance and functionality.

AVAILABLE COLOR OPTIONS

☐ Stainless Steel - KMBP100ESS

SPECIFICATIONS

Configuration

Microwave Type	Built-In
Capacity	1.40

Product Dimensions

Dimensions are for planning purposes only. For complete information, visit owner center.

Performance

Sensor Cooking	Yes
Cooking Power Wattage	900
Convection Wattage	1600
Grill Wattage	1600
Quick Touch Settings	Add A Minute, Control Lock, Convect, Cook Power, Cook Time, Crisp Pan, Defrost, Easy Convect, Popcorn, Reheat, Soften/Melt, Speed Cook, Steam
Amps	20
Volts	240

Controls

Turntable Diameter	14 1/8
--------------------	--------

Dimensions

See Dimension Guide for Metric Measurements

Width	29 3/4
Depth	25 1/8
Depth With Door Open 90 Degree	35 5/8

Height	18 1/2
Capacity	
Capacity	1.40

Live Chat

"Thank you for your inquiry. Our chat service hours are Monday - Friday 8 a.m. to 5 p.m. (EST). Please visit the web site again or call 1-800-807-6777 Monday - Friday from 8 a.m. to 8 p.m. (EST) if you are needing additional assistance.

If you are trying within the service hours and still getting this message, please try again after some time.

Close

Type or inquiry

KitchenAid Appliance Purchase

Question


Required

☐ Send a transcript of this chat to my email.

☐ Kitchenaid Canada may contact me, including by electronic mail, about its special offers,events,brands,products and services.You can withdraw your consent at any time. All gathered information is governed by our privacy statement. For more information and a list of brands, go to <http://www.whirlpoolcorp.com/privacy-canada/> (<http://www.whirlpoolcorp.com/privacy-canada/>) or Contact Us ([en_CA/contact-us/](/en_CA/contact-us/)).

CancelStart Chat

KitchenAid®



NEW

KitchenAid® 30" Single Wall Oven with Even-Heat™ Thermal Bake/Broil

★★★★★ 4.2 (49)
Write a review

This 30" Single Wall Oven with Even-Heat™ Thermal Bake/Broil cycles the bake and broil elements to maintain the perfect temperature for baking, broiling and roasting. It comes with the FIT System Guarantee allowing you to matching the height of existing cabinets. And its bold design details are the perfect balance of elegance and functionality.

AVAILABLE COLOR OPTIONS

☐ Stainless Steel - KOST100ESS

SPECIFICATIONS

Configuration and Overview

Fuel Type	Electric
Oven Type	Single
Oven Capacity (cu.ft)	5.0
Oven Cooking System	Thermal
CUL	Yes
UL	UL
Amps	20
Hz	60
Volts	240

Product Dimensions

Dimensions are for planning purposes only.
For complete information, visit owner center.

Oven Features

Self-Cleaning	Adjustable Self Cleaning
Self-Cleaning Oven Racks	No
Bake Element Power	2800W
Broiler Element Power	4000W
Number of Bake Elements	1
Number of Broil Elements	1
Oven Cooking System	Thermal
Light Type	Halogen
Light(s) Control	Oven Light Touch Pad
Flush Installation Approved	Yes
Temperature Conversion	Yes

Selections

	Clock, Control Lock, Delay Start, Proofing, Sabbath Mode, Star K, Time Bake, Timer
Hidden Bake Element	Yes
Broiler Location	Top of Oven
Convection Element Type	None
Number of Oven Racks	2
Number of Rack Guides	6
Interior Color	Blue

Oven Controls

Display Color	White
Power On Indicator Light	Yes
Features	Clock, Control Lock, Delay Start, Proofing, Sabbath Mode, Star K, Time Bake, Timer
Language Conversion	English/French
LP Convertible	No
Temperature Conversion	Yes

Controls

Door Type	Metal & Glass
Flush Installation Approved	Yes
Handle Color	Stainless Steel
Handle Material	Metal
Oven Window Size	Extra Large
Door Removable	Yes

Dimensions

	See Dimension Guide for Metric Measurements
Depth	26 7/8
Height	28 3/4
Width	30
Cutout Depth	24
Cutout Height	28
Cutout Width	28 1/2
Depth With Door Open 90 Degree	46 3/4
Oven Interior Depth	19
Oven Interior Height	18
Oven Interior Width	25

Live Chat

Thank you for your inquiry. Our chat service hours are Monday - Friday 8 a.m. to 5 p.m. (EST). Please visit the web site again or call 1-800-807-6777 Monday - Friday from 8 a.m. to 8 p.m. (EST) if you are needing additional assistance.

If you are trying within the service hours and still getting this message, please try again after some time.

Close

Type of inquiry

KitchenAid Appliance Purchase


Question

Required

- ☐ Send a transcript of this chat to my email.
- ☐ Kitchenaid Canada may contact me, including by electronic mail, about its special offers,events,brands,products and services.You can withdraw your consent at any time. All gathered information is governed by our privacy statement. For more information and a list of brands, go to <http://www.whirlpoolcorp.com/privacy-canada/> (<http://www.whirlpoolcorp.com/privacy-canada/>) or Contact Us ([/en_CA/contact-us/](#)).

CancelStart Chat

KitchenAid®



NEW

KitchenAid® 44 dBA Dishwasher with Window and Lighted Interior

★★★★★ 4.6 (178)
Write a review

This beautifully designed Top Control Dishwasher has a Window with Lighted Interior so you can inspect dishes before removing them. It uses breakthrough Clean Water Wash System that continuously cleans the water for superior performance, even with the heaviest loads. Plus, the filter is maintenance-free. It also includes a ProScrub™ Option with 40 spray jets that make quick work of stubborn messes.

AVAILABLE COLOR OPTIONS

☐ Stainless Steel - KDTM384ESS

SPECIFICATIONS

Performance

Energy Star® Qualified	ENERGY STAR® Qualified
Number of Wash Cycles	6
Cycle Selections	Express Wash, Light/China, Normal, ProWash™, Rinse Only, Tough
Option Selections	1-24 Hour Delay, Control Lock, Heated Dry, Hi Temp Wash, ProDry™, ProScrub®, Sani Rinse®
Water Filtration System	Maintenance Free Microfilter
Extras	2-Plastic Cup Shelves, 4-Light Item Clips, 8-Sterware Holders
Adjustable Upper Rack	2 Position
Rack Material	Nylon
CEE Tier	Tier I
Decibel Level (dBA)	44
Number of Place Settings	15

Controls

Control Location	Hidden
Control Type	Tap Touch
Exterior Status Light	Multi-Color

Dimensions

See Dimension Guide for Metric Measurements

Product Depth	24 3/4
Product Height	34 1/2
Product Width	23 7/8
Maximum Height	34 1/2
Minimum Height	33 1/2
Depth With Door Open 90 Degree	49 1/2

(2) Among leading premium brands, with rinse aid.
(1) Among leading premium brands; models KD(T/P)M334G, KD(T/P)M354(E/G) & KDTM384E

Live Chat

"Thank you for your inquiry. Our chat service hours are Monday - Friday 8 a.m. to 5 p.m. (EST). Please visit the web site again or call 1-800-807-6777 Monday - Friday from 8 a.m. to 8 p.m. (EST) if you are needing additional assistance.

If you are trying within the service hours and still getting this message, please try again after some time.

Close

Type or inquiry

KitchenAid Appliance Purchase

Question

Required

☐ Send a transcript of this chat to my email.

☐ Kitchenaid Canada may contact me, including by electronic mail, about its special offers,events,brands,products and services.You can withdraw your consent at any time. All gathered information is governed by our privacy statement. For more information and a list of brands, go to <http://www.whirlpoolcorp.com/privacy-canada/> (<http://www.whirlpoolcorp.com/privacy-canada/>) or Contact Us ([/en_CA/contact-us/](#)).

Cancel

Start Chat

KitchenAid®



KitchenAid® 25.8 Cu. Ft. 36" Multi-Door Freestanding Refrigerator

★★★★☆ 3.9 (314)

Write a review

This uniquely versatile refrigerator offers 5 doors, including 2 soft-close drawers; to deliver optimized organization. It features the Preserva® Food Care System which uses two independent cooling systems to help keep food fresh longer. A dedicated herb storage compartment takes good care of fresh herbs to give your recipes the flavour you deserve.

AVAILABLE COLOR OPTIONS

☐ Stainless Steel - KRMF606ESS

SPECIFICATIONS

Performance

Refrigerator Type	French Door
Freezer Capacity	7.61
Refrigerator Capacity	18.15
Energy Star® Qualified	No
CEE Tier	Not Rated

Dimensions

See Dimension Guide for Metric Measurements

Height	70 1/8
Depth	36 1/4
Width	36
Cutout Height	69
Cutout Width	36
Height To Top Of Cabinet	68 3/8
Depth Excluding Doors	29
Depth Closed Excluding Handles	34 1/2
Width with Doors Closed	36

Capacity

Freezer Capacity	7.61
Refrigerator Capacity	18.15

Product Dimensions

Dimensions are for planning purposes only. For complete information, visit owner center.

Refrigerator Features

Number of Interior Shelves	5
Spill-Proof Glass Shelves	1 Adjustable Fold, 1 Fixed Full-Width, 3 Adjustable Half-Width
Conventional Shelves	No
Humidity-Controlled Drawers	2 Half-Width
Temperature-Controlled Drawers	2 External Refrigerated Drawers
Non Climate-Control Drawers	No
Door Bins	1 Fixed Full-Width, 3 Adjustable Gallon

Freezer Features

Number of Shelves	0
Interior Shelves	No
Freezer Drawer-Basket	1 Full Width Lower Plastic, 1 Full Width Middle Plastic, 1 Full Width Upper Plastic
Door Bins	Pizza Pocket
Light	LED

Filtration and Dispensing

Dispenser Type	Exterior Ice and Water
Dispenser Options	Control/Child Lock, Filtered Water, Measured/Metered Fill
Ice Maker	Factory Installed

Controls

Door Style	Flat
LCD Touch Screen	No

Live Chat

"Thank you for your inquiry. Our chat service hours are Monday - Friday 8 a.m. to 5 p.m. (EST). Please visit the web site again or call 1-800-807-6777 Monday - Friday from 8 a.m. to 8 p.m. (EST) if you are needing additional assistance.

If you are trying within the service hours and still getting this message, please try again after some time.

Close

Type or inquiry

KitchenAid Appliance Purchase

Question

Required

- ☐ Send a transcript of this chat to my email.
- ☐ Kitchenaid Canada may contact me, including by electronic mail, about its special offers,events,brands,products and services.You can withdraw your consent at any time. All gathered information is governed by our privacy statement. For more information and a list of brands, go to <http://www.whirlpoolcorp.com/privacy-canada/> (<http://www.whirlpoolcorp.com/privacy-canada/>) or Contact Us (/en_CA/contact-us/).

Cancel

Start Chat




[Home \(/en-CA/home.aspx?\)](#) : [Appliances \(/en-ca/category/appliances/26517.aspx?\)](#) : [Major Appliances \(/en-ca/category/major-appliances/11962778.aspx?\)](#) : [Laundry Appliances \(/en-ca/category/laundry-appliances/laundryappliances.aspx?\)](#) : [Washing Machines \(/en-ca/category/washing-machines/33931p.aspx?\)](#) : Product Information

[Email a Friend](#) [Bookmarks](#) [Order/basket.aspx?](#)

Maytag 5.2 Cu. Ft. High Efficiency Front Load Steam Washer (MHW5500FC) - Metallic Slate

Model # MHW5500FC | Web Code: 12289324

No reviews yet
Be the first to write a review



\$1,499.99

Sold and shipped by: Best Buy

1 Special Offer

- VIP SALE - TODAY ONLY! SAVE even more on Major Appliance prices too hot to advertise when you sign up for a unique promo code. [Learn More >](#)

HELP HUB : Washers & Dryers

[Learn more >](#)

[Delivery & Installation](#)

[Buying Guides](#)

[Return Policy](#)

[\(/en-CA/appliances/helpcenter/washers-dryers.aspx?cmp=pdp_helphub_washersdryers_HS\)](#)

ONLINE | Delivery to Burnaby Change

Please speak to a sales associate to purchase this item.

Limited quantities available

IN-STORE | Stores near Burnaby Change

This item is pretty big, so it has to be shipped directly from our warehouse and can't be reserved. You can buy it online and we'll schedule a delivery, or an associate can assist you with your purchase in-store.

[Overview](#)

[Details & Specs](#)

Load Access	Front Load
Colour	Metallic Slate
Colour Family	Grey
Capacity (Cu. Ft.)	5.2 cu ft
Power Source Requirement	120 V; 15 or 20 Amps
High Efficiency	Yes

ENERGY STAR Qualified Yes

Options

Wash Option Control Lock; Delay Wash; Drum Light; End of Cycle Signal; Extra Rinse; Fresh Hold My Cycle; Steam for Stains

Number of Wash Cycles 11

Stackable Yes

Agitator No

Noise Reduction Yes

Steam Yes

Dimensions

Width (Inches) 27 in

Height (Inches) 39.75 in

Height - Doors Open 90 Degrees (Inches) 134.47 in

Depth (Inches) 32.94 in

Depth - Doors Open 90 Degrees (Inches) 52.94 in

Width 68.58 cm

Height 100.97 cm


Depth 83.67 cm


Weight 106.59 kg

What's in the Box

Warranty Labour 1 Year(s)

Warranty Parts 1 Year(s)

[Do you have feedback about this page?](#)**More to Explore**[Amazing DEALS on Appliances](#)Shop Now [en-ca/category/appliances/26517.aspx?icmp=footer_f1_FY19_vip_0329_majapps](#)[HUGE SAVINGS on TVs & home theatre](#)Shop Now [en-ca/category/tv-home-theatre/20003.aspx?icmp=footer_f2_FY19_vip_0329_tvs](#)




[Home \(/en-CA/home.aspx?\)](#) : [Appliances \(/en-ca/category/appliances/26517.aspx?\)](#) : [Major Appliances \(/en-ca/category/major-appliances/11962778.aspx?\)](#) : [Laundry Appliances \(/en-ca/category/laundry-appliances/laundryappliances.aspx?\)](#) : [Dryers \(/en-ca/category/dryers/33932p.aspx?\)](#) : Product Information

[Email a Friend](#) [Bookmarks](#) [Order/basket.aspx?](#)

Maytag 7.4 Cu. Ft. Electric Steam Dryer (YMED5500FC) - Metallic Slate

Model # YMED5500FC | Web Code: 12307424

No reviews yet
Be the first to write a review



\$1,299.99

Sold and shipped by: Best Buy

1 Special Offer

- VIP SALE - TODAY ONLY! SAVE even more on Major Appliance prices too hot to advertise when you sign up for a unique promo code. [Learn More >](#)

HELP HUB : Washers & Dryers

[Learn more >](#)

[Delivery & Installation](#)

[Buying Guides](#)

[Return Policy](#)

[/en-CA/appliances/helpcenter/washers-dryers.aspx?icmp=pdp_helphub_washersdryers_HS\)](#)

ONLINE Delivery to Burnaby Change

Please speak to a sales associate to purchase this item.

Limited quantities available

IN-STORE Stores near Burnaby Change

This item is pretty big, so it has to be shipped directly from our warehouse and can't be reserved. You can buy it online and we'll schedule a delivery, or an associate can assist you with your purchase in-store.

Overview

Details & Specs

Power Source	Electric
Electric Dryer Type	Vented
Capacity (Cu. Ft.)	7.4 cu ft
Colour	Metallic Slate
Colour Family	Grey
Material	Metal; Powder Coated Steel; Glass
Exhaust Options	Left/Right/Bottom/Rear; Max Vent Length of 64 ft.

Control Configuration	Tap Touch
Number of Drying Cycles	9
Cycle	Bedding; Delicates; Normal; PowerDry; Rapid Dry; Sanitize; Steam Refresh; Timed Dry; Wrinkle Control
Power Source Requirements	240 V; 60 Hz; 5400 W
ENERGY STAR Qualified	Yes
Wattage	5400 W

Dryer Features

Dryness Control	PowerDry
Moisture Sensor	Yes
Drum Material	Powder Coated Steel
Door Type	Side Swing
Number of Temperature Settings	5
Steam	Yes
Drum Light	Yes
Lint Filter	Yes
End of Cycle Signal	Yes
Liquid Propane Gas Convertible	No
Stackable	Yes
Reversible Doors	Yes
Default Hinge Location	Right

Dimensions

Width (Inches)	27 in
Height (Inches)	39 in
Depth (Inches)	31 in
Width	68.58 cm
Height	99.06 cm
Depth	78.74 cm
Weight	61.61 kg

What's in the Box

Warranty Labour	1 Year(s)
Warranty Parts	1 Year(s)

[Do you have feedback about this page?](#)

More to Explore

Ensuite 2/3 Bathroom
+ Master Ensuite Bathroom

TOTO®

SW2033 & SW2034

Washlet® C100

FEATURES

- Gentle Aerated, Warm Water, Dual Action Spray with oscillating feature
- Adjustable water temperature and volume
- Warm air drying with five variable temperature settings
- Automatic air deodorizer
- Convenient arm control panel
- Docking Station Easy to Install and Clean
- Heated Seat with Temperature Control
- Water Premist™ of bowl before each use

MODELS

- SW2034 - Elongated front
- SW2033 - Round front



COLORS/FINISHES

- Standard
- #01 Cotton
- #12 Sedona Beige


PRODUCT SPECIFICATION

Seat shall be model # SW2033 or SW2034

Seat shall have gentle aerated, warm water, dual action spray with cycling movement and massage feature. Seat shall have adjustable water temperature and volume. Seat shall have warm air drying with five variable temperature settings. Seat shall have automatic air deodorizer. Seat shall be solid plastic with closed front seat and cover. Seat shall include power cord, and water supply hoses. Supplies bowl with a Premist™ before each use.

CODES/STANDARDS

- Meets and exceeds ASME A112.4.2, ASME A112.18.1/CSA B125.1, UL 1431, CSA C22.2 #68
- Certifications: IAPMO(cUPC), State of Massachusetts, City of Los Angeles and others
- Code Compliance: UPC, IPC, NSPC, NPC Canada, and others



SPECIFICATIONS

- | | | | |
|------------------------------|---|---------------------------------|--|
| • Power Rating: | AC 120V-60Hz, 406W | • Drying Feature: | Air temperature:
High: about 140°F/60°C
Low: about 86°F/30°C |
| • Power Cord: | Maximum length:
3.94 ft/120 cm, 3 prong
grounded plug | • Dryer Air Capacity: | 9.53ft³/min |
| • Water Feature: | Adjustable Water
Flow Rate:
Front washing -
9.8 -14.5 oz/min
Rear washing -
9.1 - 14.5 oz/min
Soft Rear - from
9.1 - 14.5 oz/min | • Seat Warming Feature: | Surface Temperature:
Minimum: 82°F/28°C
Maximum: 97°F/36°C |
| • Washing Spray Temp: | Minimum: 95°F/35°C
Maximum: 104°F/40°C | • Safety Device: | Thermal fuse |
| • Safety Device: | Thermal fuse. | • Water Supply Pressure: | Minimum: 7.25 psi
Maximum: 108.75 psi |
| | | • Ambient Temperature: | Range:
32°F/0°C to 104°F/40°C |
| | | • Warranty: | One Year Limited Warranty |
| | | • Shipping dimensions: | C100 Elongated –
23 1/2" x 20 1/2" x 9"
C100 Round –
21 1/2" x 20 1/2" x 9" |
| | | • Shipping weight: | C100 Elongated – 16lbs
C100 Round – 16lbs |

Note: These numbers may change once the first samples arrive

INSTALLATION NOTES

- Washlet C100 may not fit certain toilet bowl designs.
- If possible, with your order, please include your model number (from the underside of the tank lid).
- It is highly recommended to use a surge protector to prevent damage in the event of a power surge.

