



CONSTRUCTION SUMMARY

Saddle Ridge (G) - Lecco Ridge Developments Inc.

PURCHASER: Rifat Pervaiz GONDAL

TEL: RES.: 647-542-7000

LOT / PHASE 157 / 1	REG. PLAN # 20M-1184	HOUSE TYPE Juniper 9 Elev 3		
------------------------	-------------------------	--------------------------------	--	--

CABINETRY

1 - CABINETRY - UPGRADE 2 - POWDER ROOM 06Apr18 Note:	
1 - CABINETRY - UPGRADE 2 - KITCHEN 06Apr18 Note:	
1 - UPGRADE 2 HARDWARE - ENSUITE 5 BATHROOM 06Apr18 Note:	
1 - UPGRADE 2 HARDWARE - ENSUITE 4 BATHROOM 06Apr18 Note:	
1 - UPGRADE 2 HARDWARE - ENSUITE BATHROOM 06Apr18 Note:	
1 - UPGRADE 2 HARDWARE - SHARED ENSUITE BATHROOM 06Apr18 Note:	
1 - UPGRADE 2 HARDWARE - POWDER ROOM 06Apr18 Note:	
1 - LIGHT VALENCE - KITCHEN 06Apr18 Note: NO ELECTRICAL	
1 - KITCHEN - DELETE CABINETS ABOVE STOVE - VENDOR WILL SUPPLY 6 INCH VENT AS PER STANDARD CONSTRUCTION SPECIFICATIONS AND VENT MAY NOT BE IN THE APPROPRIATE LOCATION FOR INSTALLATION OF PURCHASER SUPPLIED VENT 06Apr18 Note: TEMPORARY HOOD FAN TO BE INSTALLED FOR OCCUPANCY PURPOSES ONLY - PURCHASER TO SUPPLY OWN CHIMNEY FAN AFTER CLOSING	
1 - KITCHEN - UPGRADE 2 HARDWARE 06Apr18 Note:	
1 - KITCHEN - CROWN MOULDING - CM 11 06Apr18 Note:	

CABINETRY ACCESSORIES

6 - *** ADD - KITCHEN CABINETS - GLASS SHELVES - STRAIGHT - PRICE IS EACH*** 01May18 Note:	
<del>6 - *** ADD - KITCHEN CABINETS - GLASS SHELVES - STRAIGHT - PRICE IS EACH***</del> <del>01May18 Note:</del>	
1 - KITCHEN CABINETRY BASE - POT/PAN DRAWERS (CABINET) - UPGRADE 2 01May18 Note:	
<b>BELOW COOKTOP</b>	
1 - FRIDGE CABINET - BUILT-IN - FRIDGE - PRICE IS EACH 01May18 Note: Specs. Attached.	
2 - ACCESSORY - GLASS DOOR - CORD 340 - FINISHED INTERIOR - FITS TALL UPPER CABINETS - PRICE IS PER DOOR - UPGRADE 2 06Apr18 Note:	
1 - KITCHEN CABINETRY UPPER - FULL DEPTH ABOVE FRIDGE - WITH GABLES - 600MM - PRICE IS EACH - UPGRADE 2 06Apr18 Note:	
1 - OVEN CABINET - BUILT-IN - MICROWAVE COMBO - PRICE IS EACH - UPGRADE 2 06Apr18 Note:	
<b>REGULAR INSTALLATION NOT FLUSH</b>	
1 - KITCHEN CABINETRY BASE - COOKTOP CABINET <del>PULL HEIGHT DOORS</del> <b>POT DRAWERS</b> - UPGRADE 2 06Apr18 Note: Specs. Attached - 48"	

RECEIVED MAY 12 2018

CONSTRUCTION SUMMARY

Saddle Ridge (G) - Lecco Ridge Developments Inc.

PURCHASER: Rifat Pervaiz GONDAL

TEL: RES.: 647-542-7000

LOT / PHASE 157 / 1	REG. PLAN # 20M-1184	HOUSE TYPE Juniper 9 Elev 3		
------------------------	-------------------------	--------------------------------	--	--

1 - KITCHEN CABINETRY BASE - POT/PAN DRAWERS (CABINET) - UPGRADE 2 06Apr18 Note: <b>BELOW COOKTOP</b>	
1 - KITCHEN CABINETRY BASE - PIE CUT CORNER CABINET - BASE CABINETRY - UPGRADE 2 06Apr18 Note:	
<div></div>	
1 - KITCHEN CABINETRY BASE - RECYCLE PULLOUT 4 BIN - PRICE IS EACH 06Apr18 Note:	
1 - KITCHEN CABINETRY BASE - SPICE WIRE PULLOUT - PRICE IS EACH 06Apr18 Note:	

CERAMIC TILE

1 - THROUGHOUT - TILED AREAS ONLY - UPGRADED GROUT COLOURS 06Apr18 Note:	
1 - ENSUITE 2/3, ENSUITE 4 & ENSUITE 5 BATHROOMS - LAY TILES AS TIGHT AS POSSIBLE 06Apr18 Note:	
1 - MAIN FLOOR & MASTER ENSUITE BATHROOM - LAY TILES WITH TIGHT JOINTS 06Apr18 Note:	
1 - KITCHEN - METAL ROMBO BACKSAPLSH - INCLUDES UP HOODFAN WALL 06Apr18 Note:	
1 - ENSUITE 5 BATHROOM -SHOWER STALL WALLS - 6" UPGRADE 1 BORDER - LAID APPROX 5' FEET FROM FLOOR 06Apr18 Note:	
1 - ENSUITE 4 BATHROOM -SHOWER STALL WALLS - 6" UPGRADE 1 BORDER - LAID APPROX 5' FEET FROM FLOOR 06Apr18 Note:	
1 - MASTER ENSUITE BATHROOM -SHOWER STALL WALLS - GOTHIA BORDER - 7" - LAID APPROX 5' FEET FROM FLOOR 06Apr18 Note:	
1 - SHARED ENSUITE BATHROOMS -TUB ENCLOSURE WALLS- SUPERGRES BORDER - 3" - LAID APPROX 5' FEET FROM FLOOR 06Apr18 Note:	
1 - TILE - UPGRADE 5 WALL TILE - - ENSUITE WALL TILE - SHOWER 06Apr18 Note:	
1 - TILE - UPGRADE 5 FLOOR TILE - - ENSUITE BATHROOM - FLOOR 06Apr18 Note:	
1 - TILE - UPGRADE 3 WALL TILE - - BATHROOM 2/3 - TUB AREA 06Apr18 Note:	
1 - TILE - UPGRADE 3 FLOOR TILE - - BATHROOM 2/3 - FLOOR 06Apr18 Note:	
1 - DELETE ALL CERAMIC BATHROOM ACCESSORIES - DELETE TOWEL BAR, PAPER HOLDER & SOAP DISH THROUGHOUT 06Apr18 Note:	
1 - TILE - UPGRADE 5 FLOOR TILE - - POWDER ROOM 06Apr18 Note:	
1 - TILE - UPGRADE 5 FLOOR TILE - - LAUNDRY ROOM 06Apr18 Note:	
1 - TILE - UPGRADE 5 FLOOR TILE - - KITCHEN 06Apr18 Note:	





CONSTRUCTION SUMMARY

Saddle Ridge (G) - Lecco Ridge Developments Inc.

PURCHASER: Rifat Pervaiz GONDAL

TEL: RES.: 647-542-7000

LOT / PHASE 157 / 1	REG. PLAN # 20M-1184	HOUSE TYPE Juniper 9 Elev 3		
------------------------	-------------------------	--------------------------------	--	--

1 - TILE - UPGRADE 5 FLOOR TILE - - FOYER

06Apr18 Note:

CONSTRUCTION

1 - ADD BASEMENT WALK-UP

15Dec16 Note:

1 - BASEMENT 8 FOOT 6 INCH CONCRETE POUR - MEASURED FROM TOP OF FOOTING TO TOP OF FOUNDATION WALL

15Dec16 Note:

COUNTER TOP

1 - HARD SURFACE COUNTERTOP - ENSUITE

06Apr18 Note:

1 - HARD SURFACE COUNTERTOP - BEDROOM 5

06Apr18 Note:

1 - HARD SURFACE COUNTERTOP - BEDROOM 4

06Apr18 Note:

1 - HARD SURFACE COUNTERTOP - ENSUITE 2/3

06Apr18 Note:

1 - HARD SURFACE COUNTERTOP - POWDER ROOM

06Apr18 Note:

1 - HARD SURFACE COUNTERTOP - KITCHEN

06Apr18 Note:

DOORS AND TRIM

1 - THROUGHOUT - INTERIOR DOORS - MONTREAL SQT15 LEVERS

06Apr18 Note:

1 - DOORS INTERIOR - FOR 8 OR 9 FOOT CEILING - LOGAN SMOOTH HALLOW IN LIEU OF STANDARD SERIES - PRICE IS PER DOOR

06Apr18 Note:

1 - DOORS INTERIOR - FOR 10 FOOT CEILING - LOGAN SMOOTH HALLOW IN LIEU OF STANDARD SERIES - PRICE IS PER DOOR

06Apr18 Note:

1 - TRIM - UPGRADE 2- 7-¼" BASEBOARD AND 8050 CASING

06Apr18 Note:

ELECTRICAL

1 - BUILT IN OVEN AND COOKTOP PROVISION - PROVISION ONLY - ELECTRICAL ONLY

06Apr18 Note:

FIREPLACE AND ACCESSORIES

1 - GAS LINE ROUGH-IN FOR DRYER (INCLUDES ELECTRICAL OUTLET) - FIRST FLOOR

06Apr18 Note:

1 - GAS LINE ROUGH-IN FOR BARBECUE - FIRST FLOOR

06Apr18 Note:

1 - GAS LINE ROUGH-IN FOR STOVE (INCLUDES ELECTRICAL OUTLET) - FIRST FLOOR

06Apr18 Note:

1 - MANTEL - CAST STONE - AEQUALITAS I STYLE MANTEL -TIMELESS GREY

06Apr18 Note:

CONSTRUCTION SUMMARY

Saddle Ridge (G) - Lecco Ridge Developments Inc.

PURCHASER: Rifat Pervaiz GONDAL

TEL: RES.: 647-542-7000

LOT / PHASE 157 / 1	REG. PLAN # 20M-1184	HOUSE TYPE Juniper 9 Elev 3		
------------------------	-------------------------	--------------------------------	--	--

HARDWOOD FLOORING

1 - HARDWOOD – GROUP B SERIES 5 INCH - IN LIEU OF 2 1/4 INCH NATURAL RED OAK - - FIRST FLOOR COMPLETE 06Apr18 Note:	
--	--

MIRRORS AND GLASS

1 - FRAMELESS GLASS SHOWER DOOR 06Apr18 Note: MASTER ENSUITE BATHROOM - CHROME D-RING WITH TOWEL BAR	
---	--

MISCELLANEOUS

1 - FURTHER DISCOUNT AS PER VENDOR 06Apr18 Note:	
---	--

PLASTER MOULDINGS

1 - FOYER, MAIN AND SIDE HALL, LIVING/DINING ROOM, FAMILY ROOM & HOME OFFICE - PLASTER MOULDING 06Apr18 Note:	
--	--

PLUMBING

1 - KITCHEN - BLANCO QUATRUS R15 U SUPER SINGLE UNDERMOUNT SINK - #401518 06Apr18 Note:	
1 - WATER LINE FOR FRIDGE - ROUGH-IN ONLY 06Apr18 Note:	
7 - MOEN BATHROOM ACCESSORIES - MASON CHROME - TOWEL BAR 24" #YB8094/YB8000 - PRICE IS EACH 06Apr18 Note: ALL BATHROOMS (2 IN SHARED ENSUITE)	
5 - MOEN BATHROOM ACCESSORIES - MASON CHROME - PAPER HOLDER #YB8099/YB8000 - PRICE IS EACH 06Apr18 Note: ALL BATHROOMS	
2 - POWDER ROOM & MASTER ENSUITE BATHROOM - CONTRAC CAYLA TOILET # 4782BOV/4781BOV 06Apr18 Note:	
7 - SINK - UNDERMOUNT SINK - CONTRAC COLLETTE #4220CIY 06Apr18 Note: ALL BATHROOMS	
2 - POWDER ROOM & MASTER ENSUITE BATHROOM - CHROME SOAP DISPENSER 06Apr18 Note: TRADITIONAL - #RP71543	
1 - KITCHEN - SOAP DISPENSER - CHROME FINISH 06Apr18 Note: TRADITIONAL - #RP71543	
1 - KITCHEN - DELTA TOMMY SEMI-PRO CHROME FAUCET - 987LF 06Apr18 Note:	
1 - MASTER ENSUITW BATHROOM - DELTA ZURA SHOWER KIT - CHROME - #DFKIT19 06Apr18 Note:	

PROMOTIONAL

1 - LESS CREDIT FROM PURCHASER EXTRA SHEET IN OFFER 15Dec16 Note:	
--	--

STAIRS AND RAILINGS

1 - STAINED HANDRAIL, TREADS, RISERS AND STRINGER EXCLUDING PICKETS (FOR IRON PICKETS) - STANDARD STAIRCASE - PRICE IS PER SET 06Apr18 Note:	
1 - V GROOVE HANDRAIL 06Apr18 Note: STAIRCASE - LARGER POST AND HANDRAIL	



CONSTRUCTION SUMMARY

Saddle Ridge (G) - Lecco Ridge Developments Inc.

PURCHASER: Rifat Pervaiz GONDAL

TEL: RES.: 647-542-7000

LOT / PHASE 157 / 1	REG. PLAN # 20M-1184	HOUSE TYPE Juniper 9 Elev 3		
------------------------	-------------------------	--------------------------------	--	--

1 - ADD FOR PEWTER 06Apr18 Note: TO CHANGE IRON PICKET COLOUR TO PEWTER	
1 - EUROLINE 3 06Apr18 Note: STAIRCASE - IRON PICKETS	

EXTRAS AS PER OFFER

10 FOOT CEILINGS ON MAIN LEVEL. Worksheet Note:	
The Vendor agrees that notwithstanding any other term or provision in this Agreement included in the Purchase Price and in addition to those items detailed in Schedule GP to the Agreement of Purchase and Sale, the Purchaser is entitled to a credit of Ten Worksheet Note:	
The Purchaser acknowledges that the Purchase Price is inclusive of all credits and promotional packages available at the time of purchase. Worksheet Note:	

This Document is Extremely Time Sensitive - Printed 12 May 18 at 11:52

1. Cabinetry

	Style and Colour	Hardware
Kitchen / Breakfast	HAMPTON W823XZ4	See Below
Laundry Room	ELISSE	Standard
Powder Room	HAMPTON W823XZ4	722SC
Master Ensuite Bathroom	HASTING CHOCOLATE	See Below
Ensuite Bath - Bedroom 2/3	HASTING CHOCOLATE	722SC
Ensuite Bath - Bedroom 4	EVEREST WHITE	722SC
Ensuite Bath - Bedroom 5	HASTING CHOCOLATE	722SC
	N/A	N/A
	N/A	N/A

Appliances:      Built In Appliances ☒ Yes ☐ No      Slide In Stove ☐ Yes ☒ No

Dishwasher Cabinet      ☐ Closed ☒ Open      41" Upper Cabinets ☒ Yes ☐ No      Please NOTE: Standard Cabinet Height is 30"

Stove Opening      

Cooktop 48"

      NOTE: If not specified, opening will be set to builder's standard opening of approximately 30" width

Fridge Opening      

Built-in see specs.

      NOTE: If not specified, opening will be set to builder's standard opening of approximately 37" width x 74" height

KITCHEN & MASTER ENSUITE BATHROOM - HARDWARE - CABINETRY 722SC \*\*\* DRAWERS 167SB

\*\* Refer to Construction Summary

2. Counters

	Counter	Edge
Kitchen / Breakfast	QUARTZ-CALCATTa MICHAELANGELO	#320 Pencil Round
Laundry Room	N/A	
Powder Room	QUARTZ-SUPERWHITE	#320 Pencil Round
Master Ensuite Bathroom	QUARTZ-CALCATTa MICHAELANGELO	↓ ↓ ↓
Ensuite Bath - Bedroom 2/3	QUARTZ-BIANCO STARDUST	
Ensuite Bath - Bedroom 4	QUARTZ-LYSKAMM	
Ensuite Bath - Bedroom 5	QUARTZ-LYSKAMM	
	N/A	
	N/A	

\*\* Refer to Construction Summary



Purchaser: Rifat Pervaiz GONDAL

Telephone Res. / Bus: (647) 542-7000 /

Decor Advisor: Candace Forza

Lock Date: 6-Apr-18

Property: 157

Project: Lecco Ridge Developments Inc.

Model and Elevation: Juniper 9 Elev 3

6-Apr-18

Plan #: 20M-1184

3. Ceramic Flooring

Entrance Vestibule

TILE-GOTHA PLATIUM LUX-24X24

☐

Main Hall

STRIP

☐

Kitchen / Breakfast

TILE-GOTHA PLATIUM LUX-24X24

☐

METAL STRIP

Laundry Room

TILE-GOTHA PLATIUM LUX-24X24

☐

Powder Room

TILE-GOTHA PLATIUM LUX-24X24

☐

METAL STRIP

Master Ensuite Bathroom

TILE-GOTHA DIAMOND LUX-24X24

☐

METAL STRIP

Ensuite Bath - Bedroom 2/3

TILE-SUPERGRES MELODY WHITE-10X30

☐

METAL STRIP

Ensuite Bath - Bedroom 4

TILE-RAINBOW LIGHT GREY-13X13

☐

METAL STRIP

Ensuite Bath - Bedroom 5

TILE-S.N. PASTELLO BIANCO-13X13

☐

METAL STRIP

N/A

☐

N/A

☐

At a 45 Threshold-If App.

GROUT - MAIN FLOOR TILED AREAS, BACKSPLASH, ENSUITE 2/3 BATHROOM & ENSUITE 5 BATHROOM - TITANIUM 50

ENSUITE 2/3 & ENSUITE 4 BATHROOMS - SILVER 1

\*\* Refer to Construction Summary

4. Ceramic Wall Tile

Master Ensuite Bathroom

Selection

Describe

Tub Deck Wall

N/A

Tub Deck

N/A

Tub Deck Skirt

N/A

Shower Stall

TILE-GOTHA DIAMOND LUX-12X24

7" BORDER-PLATINUM INTR MOS DIAMOND LUX

Bathtub Enclosure Walls

N/A

N/A

Ensuite Bath - Bedroom 2/3

TILE-SUPERGRES MELODY WHITE-10X30

3" BORDER-SUPERGRES MOSAIC SNOW ONE 1/4

Ensuite Bath - Bedroom 4

TILE-LUC CONCEPT FERRO-8X16

6" BORDER-TILE-YGT008 METAL MARBLE BRICK

Ensuite Bath - Bedroom 5

TILE-BIANCO LUCIDO-8X16

6" BORDER-TILE-YGT008 METAL MARBLE BRICK

N/A

Kitchen Backsplash

TILE-RMS703 METAL ROMBO-12X12

INCLUDES UP HOODFAN WALL

\*\* Refer to Construction Summary -

5. Plumbing Fixtures

All Bathrooms

White

N/A

N/A

N/A

N/A

N/A

Whirlpool

N/A

☐ Yes

☒ No

Dishwasher Rough-In

☒ Yes

☐ No

Waterline for Fridge

☒ Yes

☐ No

\*\* Refer to Construction Summary

6. Trim Carpentry

Interior Doors

LOGAN SMOOTH

Interior Trim

8050 BB CASING WITH 7 1/4" BASEBOARD - COLONIAL

Door Handles

WEISER MONTREAL SQT15

Exterior Front Door Handle

TO FOLLOW

\*\* Refer to Construction Summary



Purchaser: Rifat Pervaiz GONDAL

Telephone Res. / Bus: (647) 542-7000 /

Decor Advisor: Candace Forza

Lock Date: 6-Apr-18

Property: 157

Project: Lecco Ridge Developments Inc.

Model and Elevation: Juniper 9 Elev 3

6-Apr-18

Plan #: 20M-1184

7. Other Flooring

Main Hall	STRIP-VINTAGE-NSS CHARACTER-MAPLE-PEARL-TABOO-5"
Living Room	STRIP-VINTAGE-NSS CHARACTER-MAPLE-PEARL-TABOO-5"
Dining Room	STRIP-VINTAGE-NSS CHARACTER-MAPLE-PEARL-TABOO-5"
Family Room	STRIP-VINTAGE-NSS CHARACTER-MAPLE-PEARL-TABOO-5"
Den / Library / Study	STRIP-VINTAGE-NSS CHARACTER-MAPLE-PEARL-TABOO-5"
Basement Landing(If Applies)	N/A
Lower Landing (If Applies)	STRIP-VINTAGE-NSS CHARACTER-MAPLE-PEARL-TABOO-5"
Upper Landing	STRIP-VINTAGE-NSS CHARACTER-MAPLE-PEARL-TABOO-5"
Upper Hall	LAMINATE-PARK LANE - SMOKEY TEAK TL-30023
Master Bedroom	LAMINATE-PARK LANE - SMOKEY TEAK TL-30023
Bedroom #2	LAMINATE-PARK LANE - SMOKEY TEAK TL-30023
Bedroom #3	LAMINATE-PARK LANE - SMOKEY TEAK TL-30023
Bedroom #4	LAMINATE-PARK LANE - SMOKEY TEAK TL-30023
Bedroom #5	LAMINATE-PARK LANE - SMOKEY TEAK TL-30023
	N/A
	N/A
	N/A
Underpad	Type Area
	N/A N/A

\*\* Refer to Construction Summary

8. Railings and Pickets

Railing Type	V-GROOVE	Colour	VINTAGE TABOO
Picket Type	EUROLINE 3	Colour	PEWTER
Stringer / Riser	As Per Construction Specifications	Colour	VINTAGE TABOO
Treads	As Per Construction Specifications	Colour	VINTAGE TABOO
Red Oak Stairs with Semi Gloss Finish		<input checked="" type="radio"/> Yes <input type="radio"/> No	

\*\* Refer to Construction Summary

9. Wall Paint Flat Finish

Main & Upper Hall	22 WARM GREY	Master Bedroom	22 WARM GREY
Living Room	22 WARM GREY	Bedroom #2	22 WARM GREY
Dining Room	22 WARM GREY	Bedroom #3	22 WARM GREY
Kitchen / Breakfast	22 WARM GREY	Bedroom #4	22 WARM GREY
Family Room	22 WARM GREY	Bedroom #5	22 WARM GREY
Powder Room	22 WARM GREY	Master Ensuite	22 WARM GREY
Laundry Room	22 WARM GREY	Ensuite Bath - Bedroom 2/3	22 WARM GREY
Den/Library	22 WARM GREY	Ensuite Bath - Bedroom 4	22 WARM GREY
Trim Paint-Semi Gloss	BIRCH WHITE	Ensuite Bath - Bedroom 5	22 WARM GREY
	N/A		N/A
	N/A		N/A
Smooth Ceilings First Floor	<input type="radio"/> Yes <input checked="" type="radio"/> No		

\*\* Refer to Construction Summary



Purchaser:

Rifat Pervaiz GONDAL

Telephone Res. / Bus:

(647) 542-7000 /

Decor Advisor:

Candace Forza

Lock Date:

6-Apr-18

Property: 157

Project: Lecco Ridge Developments Inc.

Model and Elevation: Juniper 9 Elev 3

Plan #: 20M-1184

10. Plaster Mouldings and Medallions

Entrance Vestibule	UP175	N/A	Kitchen/Breakfast	N/A	N/A
Main Hall	UP175	N/A	Den/Library	UP175	N/A
Living Room	UP175	N/A	Lower Landing	UP175	N/A
Dining Room	UP175	N/A		N/A	N/A
Family Room	UP175	N/A			

\*\* Refer to Construction Summary

11. Fireplace

	Living Room			Family Room			Other Room - Specify		
	Purchased	As Per Plan	N/A	Purchased	As Per Plan	N/A	Purchased	As Per Plan	N/A
Fireplace Type	<input type="radio"/>	<input type="radio"/>	<input checked="" type="radio"/>	<input type="radio"/>	<input checked="" type="radio"/>	<input type="radio"/>	<input type="radio"/>	<input type="radio"/>	<input checked="" type="radio"/>
Mantle Type	N/A			FLAT ON WALL			N/A		
Colour / Stain	N/A			AEQUALITAS I			N/A		
Surround	N/A			TIMELESS GREY			N/A		
Hearth	N/A			N/A			N/A		

\*\* Refer to Construction Summary

12. Heating and Air Conditioning

Air Conditioning	NO	Gas Provisions Stove	YES
Gas Provisions Dryer	YES	Gas Provisions Barbecue	YES
Comment			

\*\* Refer to Construction Summary

13. Electrical

Plugs and Switches	<input checked="" type="radio"/> White	DECOR	Above Kitchen Cabinet Light	<input type="radio"/> Yes	<input checked="" type="radio"/> No
Hood Fan	STANDARD WHITE		Below Kitchen Cabinet Light	<input type="radio"/> Yes	<input checked="" type="radio"/> No
Appliances	Built in Cooktop	Built in Oven	Gas Stove	Microwave	
	<input checked="" type="radio"/> Yes <input type="radio"/> No	<input checked="" type="radio"/> Yes <input type="radio"/> No	<input checked="" type="radio"/> Yes <input type="radio"/> No	<input checked="" type="radio"/> Yes <input type="radio"/> No	
Dishwasher Rough-in	Yes				

\*\* Refer to Construction Summary

14. General Comments

\*\* Refer to Construction Summary


Disclaimers and Notes

1) Colours of all materials are as close as possible to builder's selection, but not necessarily identical due to variances in manufacturing.


2) Any extras listed above are null and void unless accompanied by a separate invoice/amendment. Said invoice must be paid in full.

3) The Purchaser agrees that this colour selection is final and that no changes will be permitted, unless required by the Vendor.

4) The Purchaser acknowledges reading and accepting document which contains other miscellaneous disclaimers.

Signature:  Date: \_\_\_\_\_





# AEQUALITAS I

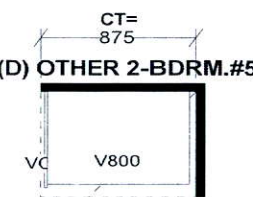
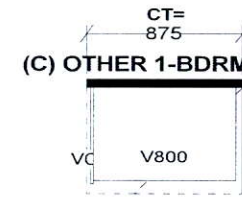
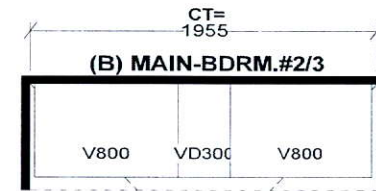

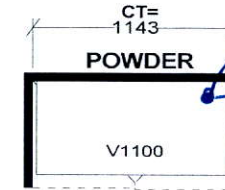
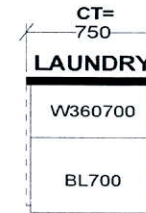
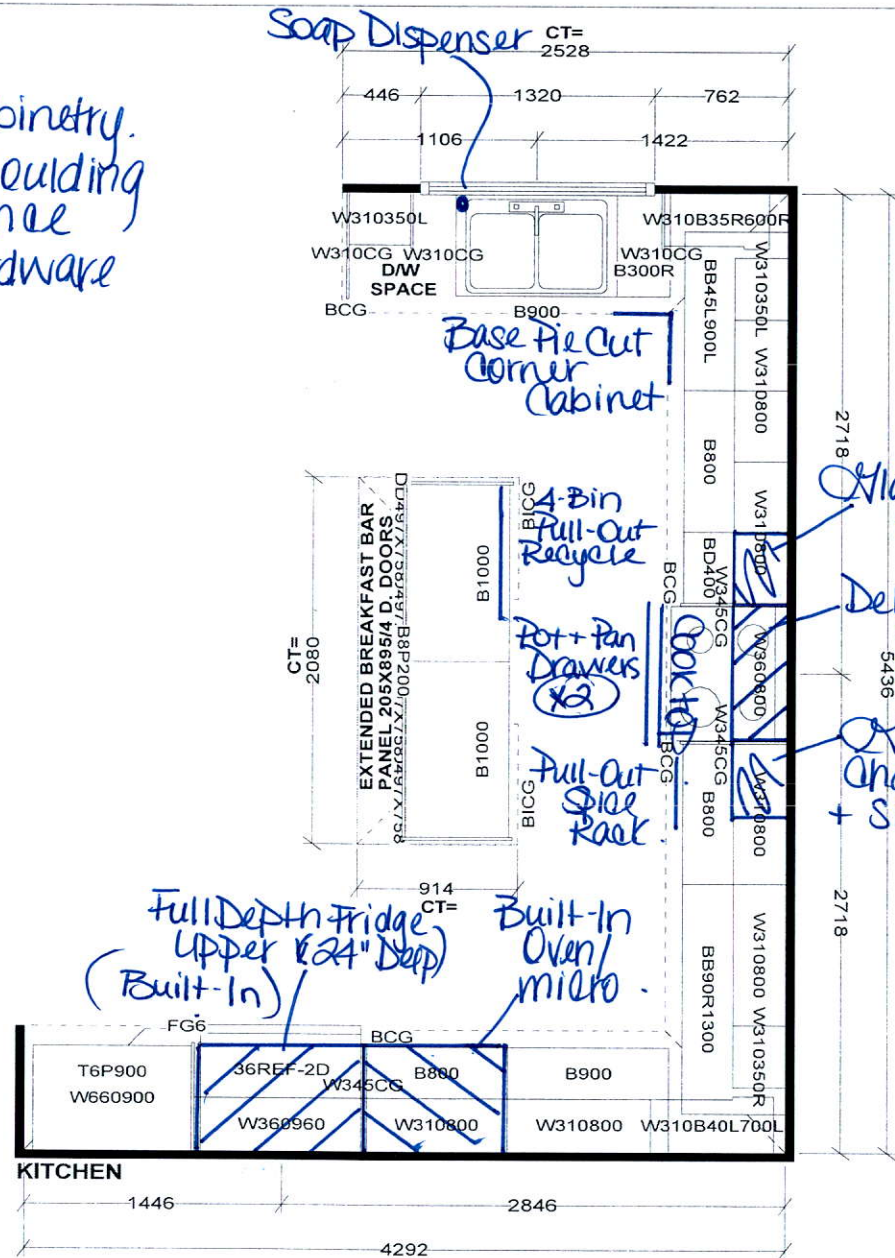
Family Room -  
No Overhead. -  
No Hearth -





# Kitchen

- Upg. 2 Cabinetry.
- Cm 11 moulding
- Light valance
- Upg. 2 Hardware



Soap Dispenser

Upg 2 Cabinetry

Soap Dispenser

All Bathrooms  
• Upg. 2 Hardware

Selba Industries

STANDARD FEATURES:  
9' CEILINGS WITH D/C BOX  
1040MM HIGH UPPER CABINETS  
DISHWASHER SPACE  
DUMMY DOORS ON EXPOSED BACKS  
LAMINATE KITCHEN & VANITY COUNTERTOPS

This drawing is the intellectual property of SELBA INDUSTRIES INC. and is an original design which must not be released or copied unless applicable fee has been paid or job order placed.




JOB NUMBER:  
BUILDER: GREENPARK HOMES  
SITE NAME: LECCO RIDGE, Milton  
MODEL: JUNIPER 9X ELEV 1,2,3  
LOT #:  
DESIGNER: KS  
DATE: FEB 13 17

# 30" Built-In Microwave Oven

500 Series – Stainless Steel HMB50152UC



Regular Installation



HMB50152UC  
Stainless Steel

Also available in:  
Black HMB50162UC

Built-in microwave design  
matched for use in  
combination with Bosch  
wall oven.

### Features & Benefits

Large cooking interior  
gives you more flexibility in  
what types of dishes you  
can cook.

Built for speed and  
convenience with 950  
watts of microwave  
cooking power.

Convenient automatic  
sensor programs simplify  
cooking for great results  
every time.

### General Properties

Cavity color	Stainless Steel
Max. microwave power (W)	950 W

### Capacity

Cavity capacity (cu. ft.)	1.6 cu. ft.
Turntable diameter (in.)	14 1/8"

### Technical Details

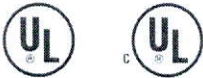
Watts (W)	1,650 W
Circuit breaker (A)	15 A
Volts (V)	120 V
Frequency (Hz)	60 Hz
Power cord length (in)	43"
Plug type	NEMA 5-15 – 3 prong plug

### Dimensions & Weight

Overall appliance dimensions (HxWxD) (in)	19 5/8" x 29 3/4" x 19 5/8"
Required cutout size – Standard (HxWxD) (in)	19 1/4" x 28 1/2" x 19 1/4"
Required cutout size – Flush (HxWxD) (in)	20 1/4" x 30" x 20 3/4"
Oven overall interior dimensions (HxWxD) (in.)	9 7/8" x 16 1/2" x 16 1/2"
Net weight (lbs)	75 lbs

### Accessories Included

Included	Glass turntable
----------	-----------------



For help and assistance with Bosch accessories please visit: [www.bosch-eshop.com/eshop/bosch/us](http://www.bosch-eshop.com/eshop/bosch/us) or call 1-800-944-2904 Mon-Fri 5am to 6pm PST Sat 6am to 3pm PST

Notes: All height, width and depth dimensions are shown in inches. BSH reserves the absolute and unrestricted right to change product materials and specifications, at any time, without notice. Consult the product's installation instructions for final dimensional data and other details prior to making cutout. Applicable product warranty can be found in accompanying product literature or you may contact your account manager for further details.

Warranties: Bosch warrants that the Product is free from defects in materials and workmanship for a period of three hundred and sixty-five (365) days from the date of purchase. The foregoing timeline begins to run upon the date of purchase, and shall not be stalled, tolled, extended, or suspended, for any reason whatsoever. This Product is also warranted to be free from cosmetic defects in material and workmanship (such as scratches of stainless steel, paint/porcelain blemishes, chip, dents, or other damage) to the finish of the Product, for a period of thirty (30) days from the date of purchase or closing date for new construction. This cosmetic warranty excludes slight color variations due to inherent differences in painted and porcelain parts, as well as differences caused by kitchen lighting, product location, or other similar factors. This cosmetic warranty specifically excludes any display, floor, "As Is", or "B" stock appliances.

For more information on our entire line of products, go to [www.bosch-home.com/us](http://www.bosch-home.com/us) or call 1-800-944-2904

© BSH Home Appliances Corporation. All rights reserved. Bosch is a registered trademark of Robert Bosch GmbH

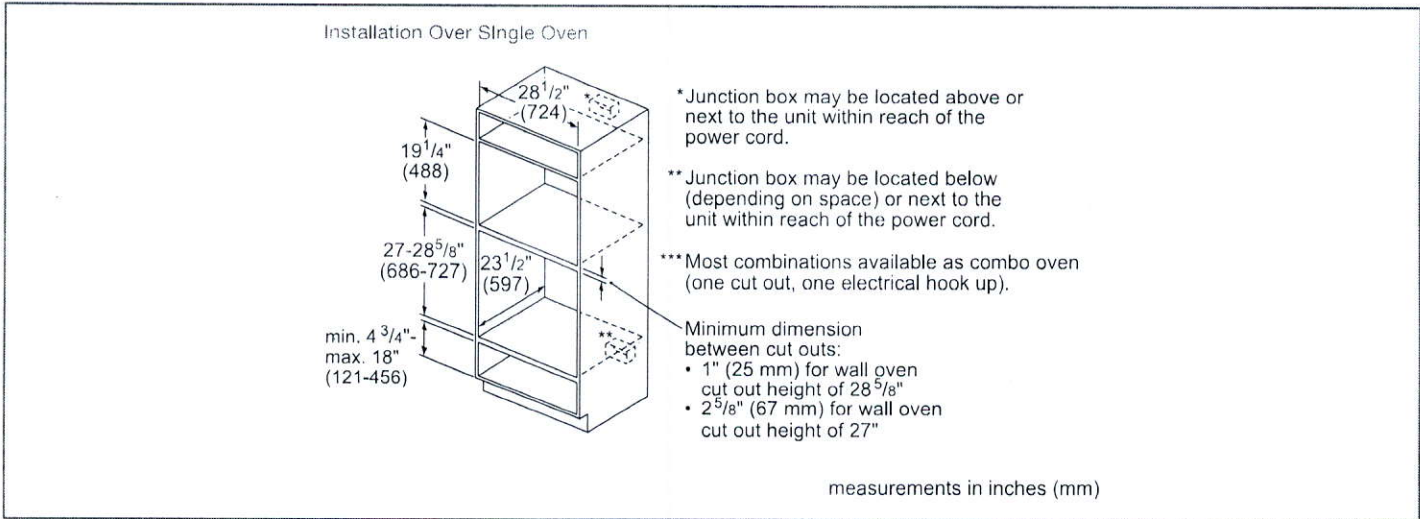
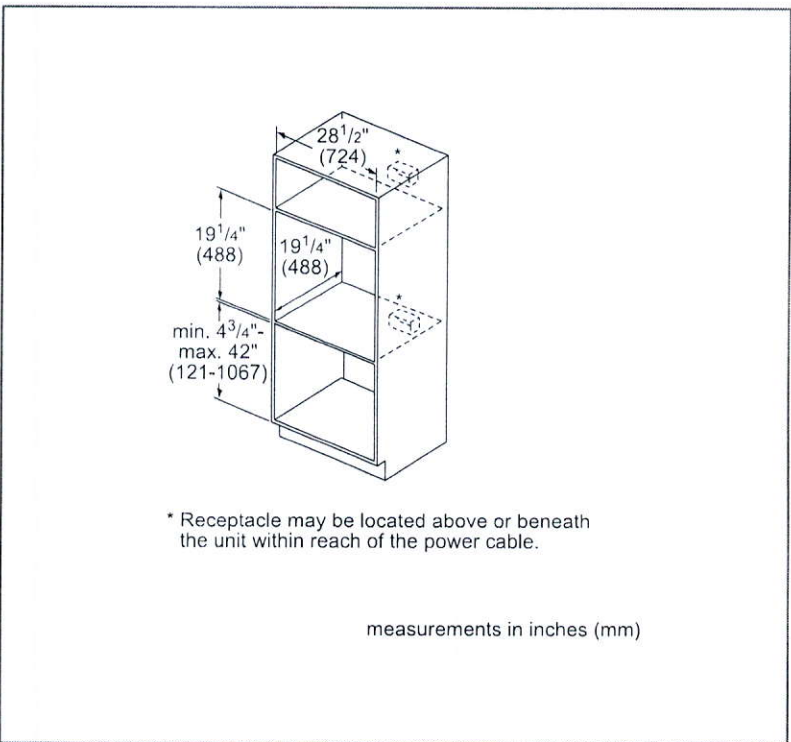
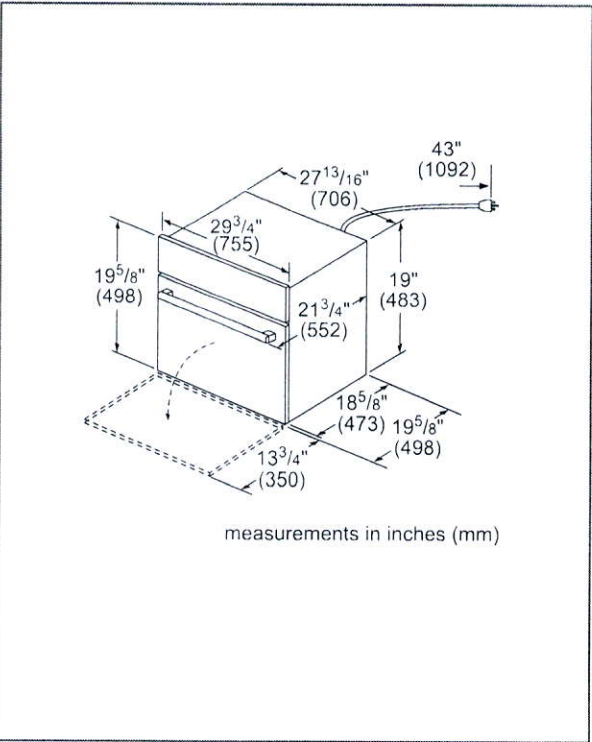


# 30" Built-In Microwave Oven

500 Series – Stainless Steel HMB50152UC



## Installation Details



For help and assistance with Bosch accessories please visit: [www.bosch-eshop.com/eshop/bosch/us](http://www.bosch-eshop.com/eshop/bosch/us) or call 1-800-944-2904 Mon-Fri 5am to 6pm PST Sat 6am to 3pm PST

Notes: All height, width and depth dimensions are shown in inches. BSH reserves the absolute and unrestricted right to change product materials and specifications, at any time, without notice. Consult the product's installation instructions for final dimensional data and other details prior to making cutout. Applicable product warranty can be found in accompanying product literature or you may contact your account manager for further details.

Warranties: Bosch warrants that the Product is free from defects in materials and workmanship for a period of three hundred and sixty-five (365) days from the date of purchase. The foregoing timeline begins to run upon the date of purchase, and shall not be stalled, tolled, extended, or suspended, for any reason whatsoever. This Product is also warranted to be free from cosmetic defects in material and workmanship (such as scratches of stainless steel, paint/porcelain blemishes, chip, dents, or other damage) to the finish of the Product, for a period of thirty (30) days from the date of purchase or closing date for new construction. This cosmetic warranty excludes slight color variations due to inherent differences in painted and porcelain parts, as well as differences caused by kitchen lighting, product location, or other similar factors. This cosmetic warranty specifically excludes any display, floor, "As Is", or "B" stock appliances.

For more information on our entire line of products, go to [www.bosch-home.com/us](http://www.bosch-home.com/us) or call 1-800-944-2904

© BSH Home Appliances Corporation. All rights reserved. Bosch is a registered trademark of Robert Bosch GmbH.

# 30" Built-In Microwave Oven

500 Series – Stainless Steel HMB50152UC



## Installation Details

Under-counter Installation

\* Includes 3/4" (19) base plate

\*\* Receptacle may be located to the left or right of the unit within reach of the power cable.

measurements in inches (mm)

Flush Installation

Top view

\* Flush installation requires a 5/16" (8 mm) high x 28 1/2" (724 mm) wide x 19 3/4" (500 mm) deep base plate underneath the unit body.

Side view

measurements in inches (mm)

Flush Installation Over Single Oven

Side View

Speed Oven or Microwave

\*\*\*Flush installation requires a base plate underneath the body: 30" Products – Dimensions: H 5/16" (8) x W 28 1/2" (724) x D 22 1/2" (571)

minimum 1/2" (13) required between cutouts\*

Wall Oven

\*IMPORTANT: Base has to be able to support over weight. Please check oven manual for minimum weight requirements.

\*\*Most combinations available as combo oven (one cut out, one electrical hook up).

measurements in inches (mm)

For help and assistance with Bosch accessories please visit: [www.bosch-eshop.com/eshop/bosch/us](http://www.bosch-eshop.com/eshop/bosch/us) or call 1-800-944-2904 Mon-Fri 5am to 6pm PST Sat 6am to 3pm PST

Notes: All height, width and depth dimensions are shown in inches. BSH reserves the absolute and unrestricted right to change product materials and specifications, at any time, without notice. Consult the product's installation instructions for final dimensional data and other details prior to making cutout. Applicable product warranty can be found in accompanying product literature or you may contact your account manager for further details.

Warranties: Bosch warrants that the Product is free from defects in materials and workmanship for a period of three hundred and sixty-five (365) days from the date of purchase. The foregoing timeline begins to run upon the date of purchase, and shall not be stalled, tolled, extended, or suspended, for any reason whatsoever. This Product is also warranted to be free from cosmetic defects in material and workmanship (such as scratches of stainless steel, paint/porcelain blemishes, chip, dents, or other damage) to the finish of the Product, for a period of thirty (30) days from the date of purchase or closing date for new construction. This cosmetic warranty excludes slight color variations due to inherent differences in painted and porcelain parts, as well as differences caused by kitchen lighting, product location, or other similar factors. This cosmetic warranty specifically excludes any display, floor, "As Is", or "B" stock appliances.

For more information on our entire line of products, go to [www.bosch-home.com/us](http://www.bosch-home.com/us) or call 1-800-944-2904

© BSH Home Appliances Corporation. All rights reserved. Bosch is a registered trademark of Robert Bosch GmbH.

11/16

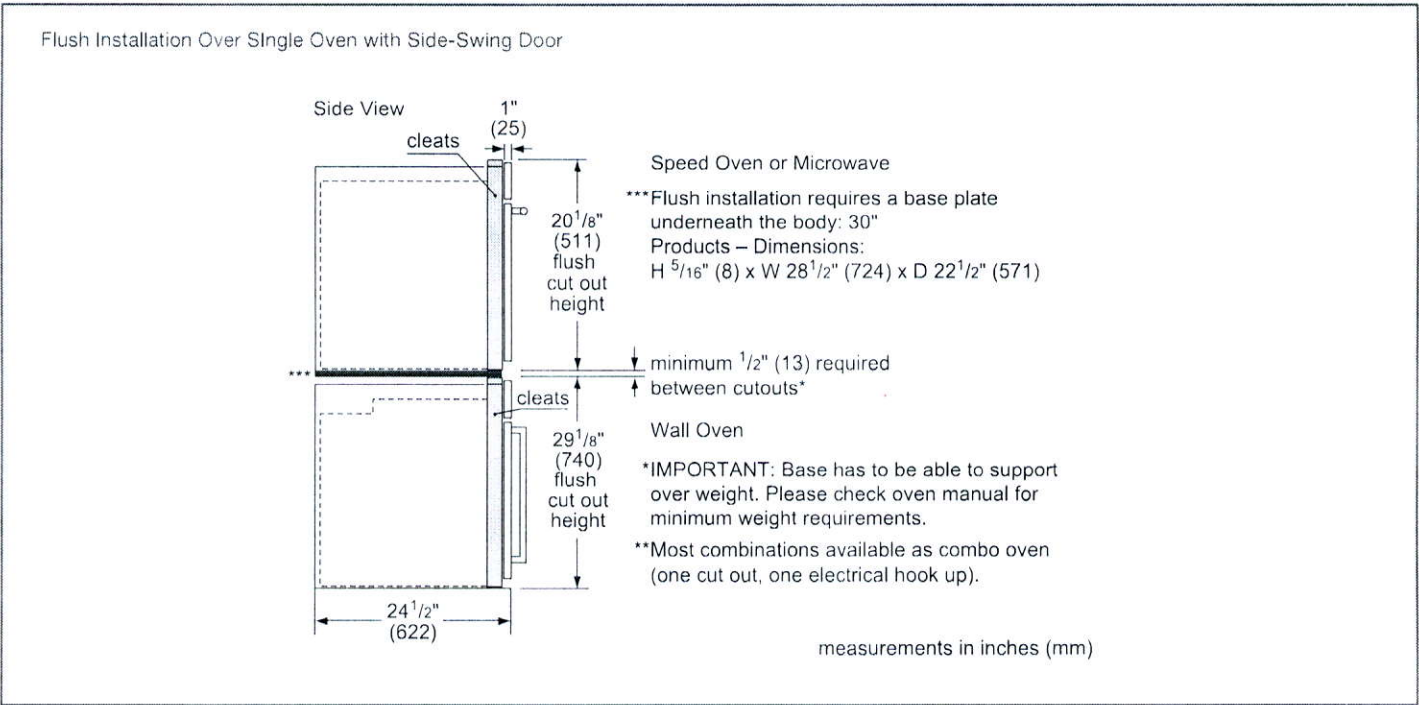


# 30" Built-In Microwave Oven

500 Series – Stainless Steel HMB50152UC



## Installation Details



For help and assistance with Bosch accessories please visit: [www.bosch-eshop.com/eshop/bosch/us](http://www.bosch-eshop.com/eshop/bosch/us) or call 1-800-944-2904 Mon-Fri 5am to 6pm PST Sat 6am to 3pm PST

Notes: All height, width and depth dimensions are shown in inches. BSH reserves the absolute and unrestricted right to change product materials and specifications, at any time, without notice. Consult the product's installation instructions for final dimensional data and other details prior to making cutout. Applicable product warranty can be found in accompanying product literature or you may contact your account manager for further details.

Warranties: Bosch warrants that the Product is free from defects in materials and workmanship for a period of three hundred and sixty-five (365) days from the date of purchase. The foregoing timeline begins to run upon the date of purchase, and shall not be stalled, tolled, extended, or suspended, for any reason whatsoever. This Product is also warranted to be free from cosmetic defects in material and workmanship (such as scratches of stainless steel, paint/porcelain blemishes, chip, dents, or other damage) to the finish of the Product, for a period of thirty (30) days from the date of purchase or closing date for new construction. This cosmetic warranty excludes slight color variations due to inherent differences in painted and porcelain parts, as well as differences caused by kitchen lighting, product location, or other similar factors. This cosmetic warranty specifically excludes any display, floor, "As Is", or "B" stock appliances.

For more information on our entire line of products, go to [www.bosch-home.com/us](http://www.bosch-home.com/us) or call 1-800-944-2904

© BSH Home Appliances Corporation. All rights reserved. Bosch is a registered trademark of Robert Bosch GmbH.

30"  
Oven - Regular Installation

WHY SHOP APPLIANCES AT LOWE'S

PRICE MATCH

MASSLE FREE.

AIR MILES

REWARD PROGRAM

FREE BASIC HOOK-UP & HAUL AWAY

WITH DELIVERY. EXCLUDES DISHWASHERS.

Home > Appliances > Wall Ovens > Frigidaire 30-in Single Electric Wall

13333071S

Get \$5 Off

When you add \$55 or more to your cart

Apply Offer

★★★★★ 4.7 (20) Write a review Ask a question

Price \$1,398.00

You Save \$250.00 until Apr 25, 2018

Was \$1,648.00

Get 69 AIR MILES® Reward Miles ?

Lowe's Item Mfr Part # 953054 FFEW3026TS

Check Store Availability

Free Store Pickup ready for pickup from Ottawa - Nepean, ON location by May 3rd\*

Lowe's Truck Delivery ready for delivery to you from Ottawa - Nepean, ON location after May 3rd\*

\*This product is a special order item and available to purchase online or by speaking to an associate at this selected store. Choose from store pick-up or home delivery. Standard charges apply for home delivery. (learn more)

Quantity 1

Add to Cart

Add to Compare

Add to Wish List

Shipping & Pick-up Policy | Return Policy

Buy a Wall Oven, Get the Matching Cooktop for 1/2 PRICE

Home Must Be of the same Brand. Discount reflected in cart. Excludes clearance and online only item. Offer valid through April 25, 2018.

- Description
- Dimensions
- Reviews
- Questions
- Manuals

Product Description

- Our Even Baking Technology ensures even baking every time
- Oven racks are designed with space for you to easily pull out the racks, even when wearing an oven mitt
- Easily select options or control cooking temperature with our easy-to-use Ready-Select controls
- Self-cleaning means your oven cleans itself &#8212; so you don't have to
- Self clean options available in 2, 3 and 4 hour cycles
- Actual Depth with Door Open (Centimeters): 113.665
- Actual Depth with Door Open (Inches): 44.75
- Actual Depth with Door Open (Millimeters): 1136.65
- Adjustable Cleaning Levels: Yes
- App Compatibility: No



- Cleaning Method: Self-cleaning
  - Color/Finish Family: Stainless steel
  - Control Type: Electronic touch pad
  - Convection Element Type: None
  - Cutout Depth (Inches): 24
  - Cutout Height (Inches): 28.25
  - Cutout Width (Inches): 29
  - Dehydration: No
  - Delay Bake: Yes
  - Delay Clean: Yes
  - Elec Ctrl Module Warranty Labor (Months): 12
  - Elec Ctrl Module Warranty Parts (Months): 12
  - Favorite Setting: No
  - Fingerprint-Resistant: No
  - Glide/Rollout Racks: No
  - Half/Split Rack: No
  - Handle Color: Stainless steel
  - Heavy-Duty Self-Clean Option: Yes
  - Hidden Bake Element: Yes
  - Hub Required: No
  - Installable Under Cooktop: Yes
  - Interior Light(s) Type: Halogen
  - Keep Warm Setting: Yes
  - Light(s) Control: Oven light touch pad
  - Light Self-Clean Option: Yes
  - Lowe's Exclusive: No
  - Manufacturer's Warranty (Labor): 1-year limited
  - Manufacturer's Warranty (Parts): 1-year limited
  - Manufacturer Color / Finish: Stainless steel
  - Number of Bake Elements: 6
  - Number of Broiler Elements: 6
  - Number of Oven Rack Positions: 5
  - Oven Capacity (Cu. Feet): 4.6
  - Oven Door Lock: Yes
  - Oven Interior Color: Black
  - Oven Light: Yes
  - Oven Meat Probe: No
  - Oven Window: Yes
  - Proofing: No
  - Sabbath Mode: Yes
  - Self-Cleaning Oven Racks: No
  - Speed Cook: No
  - Steam Cook: No
  - Temperature-Sensor Baking: No
  - Time Bake: Yes
  - Voice Controlled: No
  - Wi-Fi Compatibility: No
  - Works with Amazon Alexa: No
  - Works with Android: No
  - Works with Apple HomeKit: No
  - Works with Google Home: No
  - Works with iOS: No
  - Works with Iris: No
  - Works with Nest: No
  - Works with SmartThings: No
- Color / Finish: Stainless Steel

Dimensions & Weights

Depth:	24¾ inches
Height:	29 inches
Width:	30 inches
Box Dimensions:	24¾ inches x 30 inches x 29 inches
Ship Weight:	140lbs






# KitchenAid 48" Commercial-Style Gas Cooktop

**KitchenAid**

Model No:  
KGCU484VSS

Suggested Retail:  
\$3,799.00



**Features:**

- + 1- 20k BTU Ultra Power™ Burner
- + 2- 15k & 1- 5k BTU Simmer Burners
- + 18k BTU Even-Heat™ Gas Grill
- + Even-Heat™ Chrome Electric Griddle
- + Continuous Cast Iron Grates

Our Low  
Price:  
\$3,699.00

**Add parts and accessories:**

Cooktop	\$
Installation	150.00

Height	7 1/2 Inches
Width	47 15/16 Inches
Depth	27 13/16 Inches


Appliance Store  
Find Out Why ›

Three Generations  
Strong!  
Read Our Story ›



Home / Appliances / Range Hoods / Wall Mount Range Hoods

Model # KB-48    Internet #206841025



Live Chat

Share    Save to Favorites    Print

**ZLINE Kitchen and Bath**

ZLINE 48 in. Wall Mount Range Hood in Stainless Steel

★★★★★ (44)    Write a Review    Questions & Answers (3)

- 4-speed professional motor with industry-first lifetime warranty
- External venting with ductless option for recirculation
- Easy cleaning with dishwasher-safe stainless steel filters

**\$479<sup>00</sup>** /each

Quantity    -    1    +

Not in Your Store - We'll Ship It There

We'll Deliver It to You

**Add to Cart**

We'll send it to Niagara Falls for free pickup

Available for pickup  
**May 1 - May 4**

[Check Nearby Stores](#)

**Add to Cart**

Free Delivery

Get it by  
**May 2**

[Delivery Options](#)

Or buy now with

We're unable to ship this item to:  
GU, PR, VI

**Easy returns in store and online**  
[Learn about our return policy](#)

Installation Options

Product Overview

- 4-speed professional motor with industry-first lifetime warranty
- External venting with ductless option for recirculation



- Easy cleaning with dishwasher-safe stainless steel filters

Model #: KB-48  
Internet #: 206841025

ZLINE Wall Mounted Range Hood Stainless Steel dishwasher-safe baffle filters. This wall mounted range hood is one of the best-selling of the 48 in. models. In addition, Chimney Extensions are available for this model for up to 12 ft. ceilings or Short Chimneys for 7 ft. to 8 ft. ceilings. Enhanced with a completely installed blower and fan, as well as provided with the factory-tested assurance of performance, this wall hood will be reliable for years to come. The installation of this product is one of the easiest in the industry. Dimensions Specifications Power: 110-Volt 60 Hz Material: #430 Brushed Stainless Steel Output: 1290 m3h/760 CFM Lighting: 4-Watt to 20-Watt NEW ADJUSTABLE LED Lights Controls: 4-Speed Touch Sensitive Electronic Filters: Stainless Steel Dishwasher-Safe 3-layer Baffle Filters Air Outlet: 6 in. Certification: ETL, CE, GS and CCC Safety Approvals (USA and Canada) Hood + Chimney Height: 26.3 in. to 40 in.



- Vent out or recirculating (ductless) option with carbon filters (not included)
- Easy-to-use push button controls let's you easily control fan speed and lighting
- 4-speed fan control (280/400/580/760 CFM) let's you choose the appropriate air flow for your cooking situation
- 760 CFM air flow (highest speed setting) efficiently moves large amounts of air away from your cooking area while maintaining a relatively quiet environment ( 52 decibals)
- Ductwork easily connects to the top of the range hood
- Dishwasher-safe Stainless Steel Baffle Filters
- LED lighting illuminates the cooktop beneath the hood
- Click here for more information on Electronic Recycling Programs

Info & Guides

- Installation Guide
- Instructions / Assembly
- Specification
- Use and Care Manual
- Warranty

You will need Adobe® Acrobat® Reader to view PDF documents. Download a free copy from the Adobe Web site.

Specifications

Dimensions

Product Depth (in.)
19.7
Product Height (in.)
10.5
Product Width (in.)
48
Range Hood Size
48 in.

Details

Amperage (amps)
3.5
Color/Finish
Brushed 430 Stainless Steel
Color/Finish Family
Stainless Steel
Control Type

Push button

Exhaust Vent Location

Top

Features

Dishwasher Safe Metal Mesh Filter,Lighted

Included

Bulb(s),Exhaust Vent,Fan,Filter(s),Hardware,Hood Liner,Installation Kit,Power Cord

Maximum Air Flow Capacity (CFM)

760

Minimum Air Flow Capacity (CFM)

280

Mounting Type

Wall Mount

Product Weight (lb.)

50lb

Returnable

90-Day

Vent Material

Metal

Vent Style

External,Recirculating

Vent Type

Convertible

Voltage (volts)

110

Wattage (watts)

3.8

Warranty / Certifications

Certifications and Listings

ETL Listed

Manufacturer Warranty

3 YEARS PARTS

How can we improve our product information? Provide feedback.





Got Questions? Call Us! 800-288-1647

Search entire store... Search

onths No Interest Financing\* Fast Free Delivery\* Account Log In

Corporate Sales

View All Our Warehouse Specials

0 items

COOKING

REFRIGERATION

LAUNDRY

DISHWASHER

AIR CONDITIONER

BARBECUE

DISPOSALS

SAVE UP TO 30%

FREE DELIVERY ON IN STOCK ORDERS OVER \$1599

EXCEPTIONAL SERVICE FOR OVER 30 YEARS


0% 12 MONTH INTEREST FREE FINANCING STARTING AT \$499

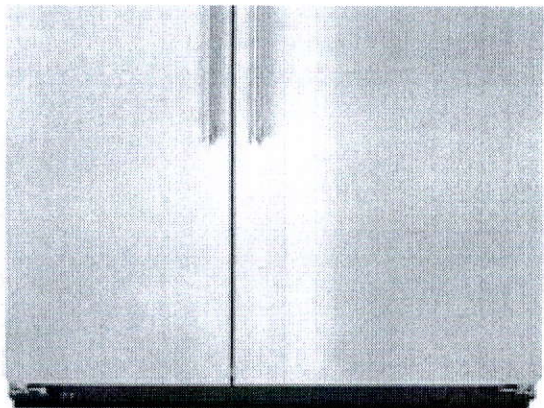
Home / KITCHENAID / KITCHENAID KBSD618ESS SIDE BY SIDE BUILT IN REFRIGERATOR .

KitchenAid


KITCHENAID KBSD618ESS SIDE BY SIDE BUILT IN REFRIGERATOR .

SKU: KBSD618ESS





MORE VIEWS



Price: \$8,904.10  
~~LIST: \$9,899.00~~

✈ ☆☆☆☆☆ Write a review

f 29.5 cu. ft 48-Inch Width Built-In Side by Side Refrigerator - Stainless Steel

✉ AVAILABILITY: USUALLY SHIPS WITHIN 7-10 BUSINESS DAYS

p

+👤

0





KITCHENAID KBSD618ESS Specifications






SPECIFICATIONS

Configuration and Overview

Freezer Capacity	10.30
Refrigerator Capacity	19.22
Energy Star® Qualified	ENERGY STAR® Qualified
ADA Compliant	No
CEE Tier	Not Rated



	Star K Compliant	Sabbath Mode
	Dimensions	
	Height	83 3/8
	Depth	27 3/4
	Width	48 1/4
	Cutout Depth	24
	Cutout Height	83 1/2
	Cutout Width	47 1/2
	Height To Top Of Cabinet	83 3/8
	Depth With Door Open 90 Degree	51 3/8
	Depth Excluding Doors	24 1/8
	Depth Closed Excluding Handles	25 3/8
	Width with Doors Closed	48 1/4
	Capacity	
	Freezer Capacity	10.30
0	Refrigerator Capacity	19.22
	Refrigerator Features	
	Number of Interior Shelves	3
	Spill-Proof Glass Shelves	3 Adjustable Full-Width
	Humidity-Controlled Drawers	No
	Temperature-Controlled Drawers	1 Full-Width
	Non Climate-Control Drawers	2 Full-Width
	Door Bins	1 Dairy, 1 Fixed Full-Width Gallon, 3 Adjustable Full-Width
	Freezer Features	

	Number of Shelves	5
	Interior Shelves	2 Fixed Full-Width Glass, 3 Adjustable Full-Width Glass
	Slide-Out Freezer Basket	2 Full-Width Wire
	Upper Freezer Drawer	No
	Door Bins	3 Adjustable Full-Width
	Light	LED
	Filtration and Dispensing	
	Dispenser Type	Exterior Ice and Water
	Ice Maker	Factory Installed
	Controls	
	Door Style	Flat
	Reversible Door	No
	LCD Touch Screen	No
		
		

0

Powered by 



 WRITE A REVIEW



BE THE FIRST TO WRITE A REVIEW

Need help Choosing the perfect Product?  
Call 1-877-569-5597 To speak to one of our trained appliance specialists.



**Floor Plan Details:**

- Family Room:** 17'0" x 14'10" (includes fireplace)
- Breakfast:** 14'10" x 10'0"
- Kitchen:** 17'10" x 8'2" (includes pantry, sink, gas cooktop, refrigerator, and island)
- Living/Dining Room:** 19'4" x 12'6"
- Home Office:** 10'4" x 9'6" (includes french doors)
- Foyer:** Entry area with stairs leading up and down.
- Powder:** Small bathroom.
- Laundry:** Dedicated laundry room.
- Garage:** 20'0" x 18'0"
- Covered Porch:** Front entrance area.

**ELEV. 1**

HOME OFFICE

FOYER

FRENCH DOORS

PORTICO

ELEV.

HOME OFFICE 11'0" x 9'6"

FOYER

FRENCH DOORS

PORTICO

ELEV. 3

10' CEILING Plaster moulding

MAIN LEVEL

**MASTER BEDROOM**  
19'10" x 14'0"

**BEDROOM 2**  
14'0" x 11'0"

**BEDROOM 5**  
12'0" x 11'10"

**BEDROOM 3**  
18'7" (12'10") x 12'0" (10'10")

**BEDROOM 4**  
11'5" (9'6") x 10'6"

**MASTER ENSUITE**

**ENSUITE 1**

**SHARED ENSUITE**

**ENSUITE 2**

**WALK-IN CLOSET**

**WALK-IN CLOSET**

**WALK-IN CLOSET**

**WALK-IN CLOSET**

**WALK-IN CLOSET**

**WALK-IN CLOSET**

**SHOWER**

**SHOWER**

**SHOWER**

**OPT. BATH**

**OPEN TO BELOW**

**RAISED CEILING**

**RAISED CEILING**

**UP**

**DOWN**

Hand-drawn floor plan of a two-story house. The plan includes the following areas and annotations:

- Basement Level:**
  - Top right: "UNEXPLAINED BASEMENT" with dimensions "18' x 13'10" (10'10")".
  - Top left: "KITCHEN" with dimensions "10' x 10'".
  - Bottom left: "LIVING AREA" with dimensions "11' x 12'".
  - Bottom center: "COLD CELLAR".
  - Bottom right: "COLD CELLAR".
  - Handwritten note in the center: "8' x 10' Four LOWER LEVEL Walk-up Basement" with blue circles and arrows pointing to the "UNEXPLAINED BASEMENT" and the "UPPER LEVEL".
- Upper Level:**
  - Top right: "BEDROOM 3" with dimensions "18'7" (12'10") x 13'10" (10'10")".
  - Top left: "WALK-IN CLOSET".
  - Bottom left: "SHOWER".
  - Bottom center: "ENSUITE 2" with dimensions "10' x 12'".
  - Handwritten note "UPPER LEVEL" with a blue circle and arrow pointing to the "BEDROOM 3".

Orientation of home may be reversed and purchaser agrees to accept the same. Steps and porches may vary at any exterior entrance ways due to grading variance. Actual usable floor space may vary from the stated floor area. All renderings are artist's concept. Dimensions, specifications and architectural detailing subject to minor modifications. Final location of sump pump is based on site conditions. Roofline and adjoining model types may vary due to siting. E & D E. LEC Juniper 9 • Copyright Nov. 2016