


CONSTRUCTION SUMMARY
Saddle Ridge (G) - Lecco Ridge Developments Inc.

	PURCHASER: Linda Sulaiman GORIAL	TEL: RES.: 416-899-9556
--	---	--------------------------------

LOT / PHASE Block 346 TH 6 / 1	REG. PLAN # 20M-1184	HOUSE TYPE Ivy 7E Elev 2		
--	--------------------------------	------------------------------------	--	--

Ceramic Tile

1 - TILE - UPGRADE 2 WALL TILE - - MAIN BATHROOM TUB SURROUND 09Nov17 Note:	
1 - TILE - UPGRADE 2 FLOOR TILE - - MAIN BATHROOM FLOOR 09Nov17 Note:	
1 - TILE - UPGRADE 2 FLOOR TILE - - ENSUITE BATHROOM - FLOOR 09Nov17 Note:	
1 - TILE - UPGRADE 1 FLOOR TILE - - POWDER ROOM 09Nov17 Note:	
1 - TILE - UPGRADE 1 FLOOR TILE - - KITCHEN 09Nov17 Note:	
1 - TILE - UPGRADE 1 FLOOR TILE - - FOYER 09Nov17 Note:	

MISCELLANEOUS

1 - purchaser declines credit 09Nov17 Note:	
--	--

PROMOTIONAL

1 - LESS CREDIT FROM PURCHASER EXTRA SHEET IN OFFER 09Nov17 Note:	
--	--

EXTRAS AS PER OFFER

The Vendor agrees that notwithstanding any other term or provision in this Agreement included in the Purchase Price and in addition to those items detailed in Schedule GP to the Agreement of Purchase and Sale, the Purchaser is entitled to a credit of Fiv Worksheet Note:	
The Purchaser acknowledges that the Purchase Price is inclusive of all credits and promotional packages available at the time of purchase. Worksheet Note:	
Five (5) White Appliances as per PE Appliances Worksheet Note:	

This Document is Extremely Time Sensitive - Printed 9 Nov 17 at 11:41

RECEIVED NOV 10 2017

Purchaser: Linda Sulaiman GORIAL

Property: Block 346 TH 6

Telephone Res. / Bus: (416) 899-9556 /

Project: Lecco Ridge Developments Inc.

Decor Advisor: Anne Federico

Model and Elevation: Ivy 7E Elev 2

Lock Date: 9-Nov-17

9-Nov-17

Plan #: 20M-1184

Layout Changes: ☐ Yes ☒ No

Sketch Attached: ☒ Yes ☐ No

Exterior Colour Scheme:

1. Cabinetry

	Style and Colour	Hardware
Kitchen / Breakfast	EVEREST WHITE	1001
Laundry Room	ELISSE	Standard
Powder Room	EVEREST WHITE	1001
Master Ensuite Bathroom	EVEREST WHITE	1001
Main Bathroom	EVEREST WHITE	1001

Appliances:

Built In Appliances ☐ Yes ☒ No

Slide In Stove ☐ Yes ☒ No

Dishwasher Cabinet

○ Closed ● Open

41" Upper Cabinets ☒ Yes ☐ No

Please NOTE: Standard Cabinet Height is 30"

Stove Opening

NOTE: If not specified, opening will be set to builder's standard opening of approximately 30" width

Fridge Opening

NOTE: If not specified, opening will be set to builder's standard opening of approximately 37" width x 74" height

**** Refer to Construction Summary**

2. Counters

	Counter	Edge
Kitchen / Breakfast	LAMINATE - WHITE CARRARA #4924-38	
Laundry Room	N/A	
Powder Room	LAMINATE - CALCUTTA MARBLE #4925K-07	
Master Ensuite Bathroom	LAMINATE - CALCUTTA MARBLE #4925K-07	
Main Bathroom	LAMINATE - CALCUTTA MARBLE #4925K-07	

**** Refer to Construction Summary**

Purchaser:

Linda Sulaiman GORIAL

Telephone Res. / Bus:

(416) 899-9556 /

Decor Advisor:

Anne Federico

Lock Date:

9-Nov-17

Property:

Block 346 TH 6

Project:

Lecco Ridge Developments Inc.

Model and Elevation:

Ivy 7E Elev 2

Plan #:

20M-1184

3. Ceramic Flooring

		At a 45	Threshold-If App.
Entrance Vestibule	TILE-FLM45GL001S GLOSSY WHITE 18X18	<input type="checkbox"/>	
Main Hall	LAMINATE	<input type="checkbox"/>	
Kitchen / Breakfast	TILE-FLM45GL001S GLOSSY WHITE 18X18	<input type="checkbox"/>	METAL STRIP
Laundry Room	TILE-RAINBOW WHITE 13X13	<input type="checkbox"/>	METAL STRIP
Powder Room	TILE-FLM45GL001S GLOSSY WHITE 18X18	<input type="checkbox"/>	METAL STRIP
Master Ensuite Bathroom	TILE-VERSAILLES CHATEAUX IVORY BRILL 12X24	<input type="checkbox"/>	METAL STRIP
Main Bathroom	TILE-VERSAILLES CHATEAUX IVORY BRILL 12X24	<input type="checkbox"/>	METAL STRIP
		<input type="checkbox"/>	
GARAGE ENTRANCE	TILE-RAINBOW WHITE 13X13	<input type="checkbox"/>	
		<input type="checkbox"/>	
		<input type="checkbox"/>	

** Refer to Construction Summary

4. Ceramic Wall Tile

Master Ensuite Bathroom	Selection	Describe
Tub Deck Wall	TILE-NATURALE GRIGIO 8X10	
Tub Deck	N/A	
Tub Deck Skirt	N/A	
Shower Stall	TILE-NATURALE GRIGIO 8X10	
Bathtub Enclosure Walls		
Main Bathroom	TILE-VERSAILLES CHATEAUX IVORY BRILL 12X24	
Kitchen Backsplash	N/A	

** Refer to Construction Summary - STANDARD GROUT THROUGHOUT UNLESS SPECIFIED

5. Plumbing Fixtures

All Bathrooms

White

Whirlpool

☐ Yes ☒ No

Dishwasher Rough-In

☒ Yes ☐ No

Waterline for Fridge

☐ Yes ☒ No

** Refer to Construction Summary

6. Trim Carpentry

Interior Doors	800 SERIES
Interior Trim	As Per Construction Specifications
Door Handles	As Per Construction Specifications
Exterior Front Door Handle	As Per Construction Specifications

** Refer to Construction Summary

Purchaser:

Linda Sulaiman GORIAL

Telephone Res. / Bus:

(416) 899-9556 /

Decor Advisor:

Anne Federico

Lock Date:

9-Nov-17

Property:

Block 346 TH 6

Project:

Lecco Ridge Developments Inc.

Model and Elevation:

Ivy 7E Elev 2

Plan #:

20M-1184

7. Other Flooring

Main Hall	LAMINATE - TORLYS MANHATTAN EARL GREY OAK TL-15012
Living Room	LAMINATE - TORLYS MANHATTAN EARL GREY OAK TL-15012
Dining Room	LAMINATE - TORLYS MANHATTAN EARL GREY OAK TL-15012
Family Room	LAMINATE - TORLYS MANHATTAN EARL GREY OAK TL-15012
Den / Library / Study	N/A
Basement Landing(If Applies)	N/A
Lower Landing (If Applies)	LAMINATE - TORLYS MANHATTAN EARL GREY OAK TL-15012
Upper Landing	LAMINATE - TORLYS MANHATTAN EARL GREY OAK TL-15012
Upper Hall	CARPET - SHAW NEWBURN CLASSIC E0949 - PEBBLE BATH #00132
Master Bedroom	CARPET - SHAW NEWBURN CLASSIC E0949 - PEBBLE BATH #00132
Bedroom #2	CARPET - SHAW NEWBURN CLASSIC E0949 - PEBBLE BATH #00132
Bedroom #3	CARPET - SHAW NEWBURN CLASSIC E0949 - PEBBLE BATH #00132
Bedroom #4	CARPET - SHAW NEWBURN CLASSIC E0949 - PEBBLE BATH #00132
Bedroom #5	N/A

Underpad

Type

Area

** Refer to Construction Summary

8. Railings and Pickets

Railing Type	As Per Construction Specifications	Colour	NATURAL
Picket Type	As Per Construction Specifications	Colour	NATURAL
Stringer / Riser	As Per Construction Specifications	Colour	NATURAL
Treads	As Per Construction Specifications	Colour	NATURAL

Red Oak Stairs with Semi Gloss Finish

☒ Yes

☐ No

** Refer to Construction Summary

PURCHASER DECLINED STAIN STAIRS

PURCHASER IS AWARE STAIN COLOUR AND LAMINATE FLOORING DO NOT MATCH

9. Wall Paint Flat Finish

Main & Upper Hall	22 WARM GREY	Master Bedroom	22 WARM GREY
Living Room	22 WARM GREY	Bedroom #2	22 WARM GREY
Dining Room	22 WARM GREY	Bedroom #3	22 WARM GREY
Kitchen / Breakfast	22 WARM GREY	Bedroom #4	22 WARM GREY
Family Room	22 WARM GREY	Bedroom #5	N/A
Powder Room	22 WARM GREY	Master Ensuite	22 WARM GREY
Laundry Room	22 WARM GREY	Main Bathroom	22 WARM GREY
Den/Library	N/A		
Trim Paint-Semi Gloss	BIRCH WHITE		

Smooth Ceilings First Floor

☐ Yes

☒ No

** Refer to Construction Summary

Purchaser:

Linda Sulaiman GORIAL

Telephone Res. / Bus:

(416) 899-9556 /

Decor Advisor:

Anne Federico

Lock Date:

9-Nov-17

Property:

Block 346 TH 6

Project:

Lecco Ridge Developments Inc.

Model and Elevation:

Ivy 7E Elev 2

Plan #:

20M-1184

10. Plaster Mouldings and Medallions

Entrance Vestibule	N/A		Kitchen/Breakfast	N/A	
Main Hall	N/A		Den/Library	N/A	
Living Room	N/A		Lower Landing	N/A	
Dining Room	N/A				
Family Room	N/A				

** Refer to Construction Summary

11. Fireplace

	Living Room			Family Room			Other Room - Specify		
	Purchased	As Per Plan	N/A	Purchased	As Per Plan	N/A	Purchased	As Per Plan	N/A
Fireplace Type	<input type="radio"/>	<input type="radio"/>	<input checked="" type="radio"/>	<input type="radio"/>	<input type="radio"/>	<input checked="" type="radio"/>	<input type="radio"/>	<input type="radio"/>	<input checked="" type="radio"/>
Mantle Type									
Colour / Stain									
Surround									
Hearth									

** Refer to Construction Summary

12. Heating and Air Conditioning

Air Conditioning	NO	Gas Provisions Stove	NO
Gas Provisions Dryer	NO	Gas Provisions Barbecue	NO
Comment			

** Refer to Construction Summary

13. Electrical

Plugs and Switches	<input checked="" type="radio"/> White	DECOR	Above Kitchen Cabinet Light	<input type="radio"/> Yes	<input checked="" type="radio"/> No
Hood Fan	STANDARD WHITE		Below Kitchen Cabinet Light	<input type="radio"/> Yes	<input checked="" type="radio"/> No
Appliances	Built in Cooktop	Built in Oven	Gas Stove	Microwave	
	<input type="radio"/> Yes <input checked="" type="radio"/> No	<input type="radio"/> Yes <input checked="" type="radio"/> No	<input type="radio"/> Yes <input checked="" type="radio"/> No	<input type="radio"/> Yes <input checked="" type="radio"/> No	
Dishwasher Rough-in	Yes				

** Refer to Construction Summary

14. General Comments

** Refer to Construction Summary


Disclaimers and Notes

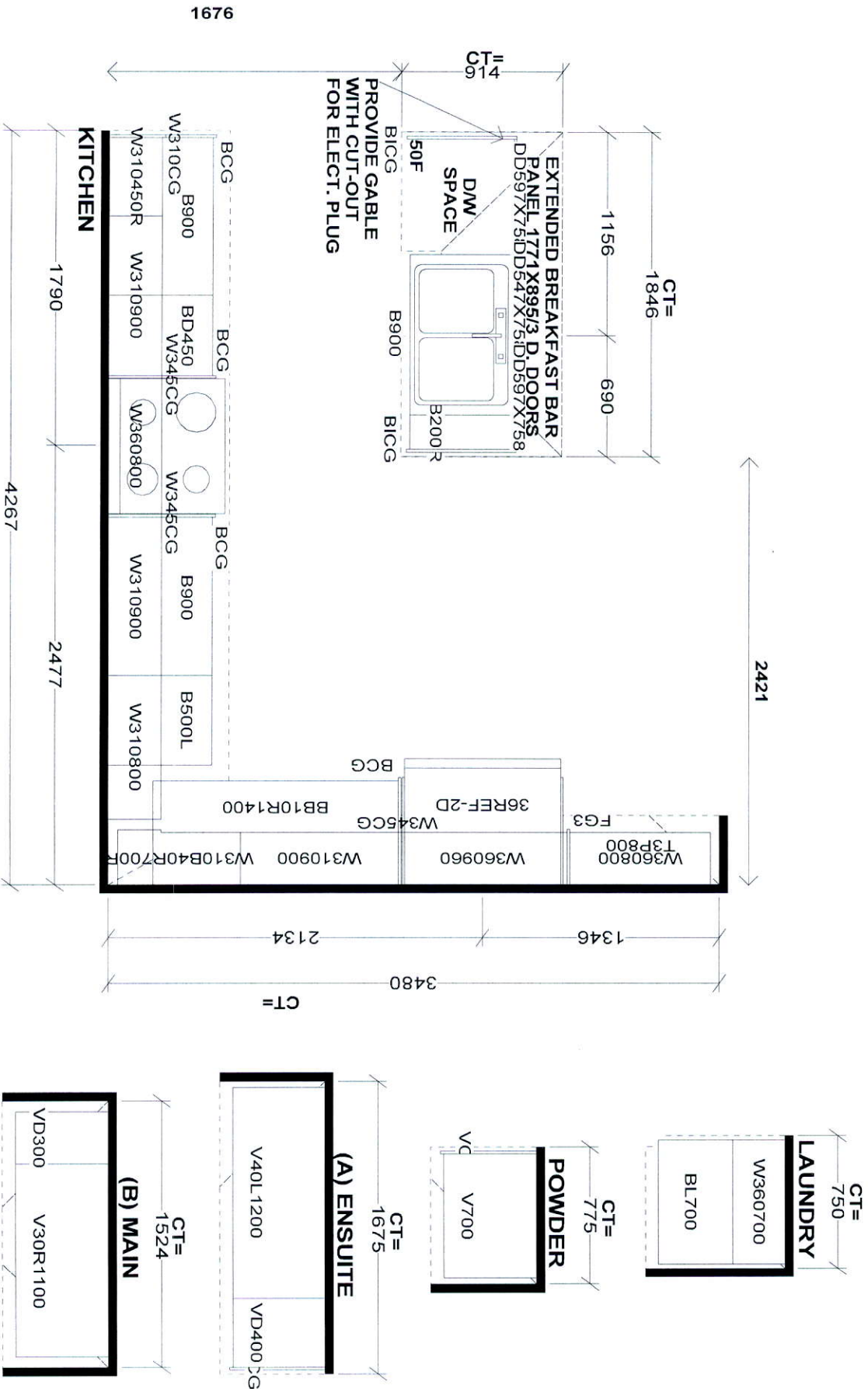
1) Colours of all materials are as close as possible to builder's selection, but not necessarily identical due to variances in manufacturing.

2) Any extras listed above are null and void unless accompanied by a separate invoice/amendment. Said invoice must be paid in full.

3) The Purchaser agrees that this colour selection is final and that no changes will be permitted, unless required by the Vendor.

4) The Purchaser acknowledges reading and accepting document which contains other miscellaneous disclaimers.

Signature:  Date: _____



S e l b a I n d u s t r i e s

STANDARD FEATURES:

9' CEILINGS WITH D/C BOX
1040MM HIGH UPPER CABINETS
DISHWASHER SPACE
DUMMY DOORS ON EXPOSED BACKS
LAMINATE KITCHEN & VANITY COUNTERTOPS

This drawing is the intellectual property of
SELBA INDUSTRIES INC. and is an
original design which must not be released
or copied unless applicable fee has been
paid or job order placed.



JOB NUMBER:
BUILDER: GREENPARK HOMES
SITE NAME: LECCO RIDGE, Milton
MODEL: IVY TEX ELEV 1,2,3
LOT #:
DESIGNER: KS
DATE: FEB 13 17

Ivy 7E
2,284 SQ.FT.

AVAILABLE IN BLOCK: 325, 326, 327, 328, 329, 330
338, 339, 340, 345, 346, 347, 348 & 349



Orientation of home may be reversed and purchaser agrees to accept the same. Steps and porches may vary at any exterior entrance way due to grading variance. Actual usable floor space may vary from the stated floor area. All renderings are artist's concept. Dimensions, specifications and architectural detailing subject to minor modifications. Final location of sump pump is based on site conditions. Rounding and adjoining model types may vary due to zoning. E. & O. U. E. Ivy 7E. Copyright Nov. 2016