

STORM CONNECTION

SANITARY CONNECTION

WATER CONNECTION

HYDRO CONNECTION

DOUBLE CATCH BASIN

CATCH BASIN

HYDRANT

VALVE AND CHAMBER

ENTRANCE DOOR LOCATION

GARAGE DOOR LOCATION

ENGINEERED FILL LOT

SANITARY MANHOLE

STORM MANHOLE

COMMUNITY MAILBOX

DOWNSPOUT LOCATION

SWALE DIRECTION

STREET LIGHT

TRANSFORMER

CABLE TV PEDESTAL

BELL PEDESTAL

HYDRO METER

GAS METER

AIR-CONDITIONING UNIT

SUMP PUMP

F.FLR.

T/WALL

F.SLAB

U/FTG.

100.00

(100.00)

SW

x100.00

FINISHED FLOOR ELEVATION

TOP OF FOUNDATION WALL

FIN. BASEMENT FLOOR SLAB

UNDERSIDE FOOTING ELEVATION

PROPOSED 3:1 SLOPE

PROPOSED GRADE

EXISTING GRADE

PROPOSED SWALE GRADE

NORTH

TOWN OF MILTON

PLANNING AND DEVELOPMENT

RMD1*223 ZONE

ZONING: APPROVED

ROBIN CAMPBELL

ZONING OFFICER

APR 22, 2017

DATE

LEGEND

45 Min FRR

45 Min FRR w/NC Cladding

Guard/Handrail as per 9.8.

2.1 m

Backfill height as per 9.15.

Siting to be read in conjunction with reviewed main model drawings

RECEIVED

TOWN OF MILTON

APR 7, 2017

17-4715

BUILDING DIVISION

The MUNICIPAL INFRASTRUCTURE Group Ltd.

LOT GRADING REVIEW

WE CERTIFY THAT THE PROPOSED GRADES AT THE LOT CORNERS ARE CORRECT, AND THAT THE LOT GRADING OF THE SUBJECT LOT IS IN CONFORMITY TO THE APPROVED SUBDIVISION GRADING PLANS AND TOWN STANDARDS.

LOT/BLK. NO.(S) LOT 230
DATE: MAR 31 2017

5	
4	
3	
2	MAR. 16, 2017
1	FEB. 9, 2017

REVISIONS:

Greenpark

LECCO RIDGE DEVELOPMENTS INC.

PROJ. No. 16-12

LOT No. 230

MUNICIPAL ADDRESS

SUMP PUMP TO BE CONNECTED TO STORM SEWER.

45 MINUTE RATED WALL WITH SIDE YARD < 1.2m

It is the builder's complete responsibility to ensure that all plans submitted for approval fully comply with the Architectural Guidelines and all applicable regulations and requirements including zoning provisions and any provisions in the subdivision agreement. The Control Architect is not responsible in any way for examining or approving site (lotting) plans or working drawings with respect to any zoning or building code or permit matter or that any house can be properly built or located on its lot.

This is to certify that these plans comply with the applicable Architectural Design Guidelines approved by the Town of MILTON.

ARCHITECTURAL REVIEW & APPROVAL

MAR 24 2017

John G. Williams Limited, Architect

SCALE 1:250

5m 0m 5m 10m

BILD

Walter Botter

21031

NAME SIGNATURE BCIN

REGISTRATION INFORMATION

Required unless design is exempt under Division C, Subsection 3.2.5 of the Building Code

Required unless design is exempt under Division C, Subsection 3.2.4 of the Building Code

jardin design group inc.

27763

FIRM NAME BCIN

jardin

DESIGN GROUP INC.

64 JARDIN DR. SUITE 3A

VAUGHAN ONT. L4K 3P3

TEL: 905 660-3377 FAX: 905 660-3713

EMAIL: info@jardindesign.ca

REG. PLAN

PART OF LOT 6 CONCESSION 2, NEW SURVEY (GEOGRAPHIC TOWNSHIP OF TRAFALGAR) REGIONAL MUNICIPALITY OF HALTON 20M-1184 TOWN OF MILTON

THE CONTRACTOR SHALL CHECK AND VERIFY ALL DIMENSIONS AND CONDITIONS ON SITE BEFORE PROCEEDING WITH CONSTRUCTION. ANY DISCREPANCIES SHALL BE REPORTED TO JARDIN DESIGN GROUP INC. PRIOR TO COMMENCEMENT OF WORK.

JARDIN DESIGN GROUP INC. IS NOT RESPONSIBLE FOR THE ACCURACY OF SURVEY, STRUCTURAL OR ENGINEERING INFORMATION SHOWN ON THESE DRAWINGS OR FOR CONSTRUCTION STARTED PRIOR TO THE ISSUANCE OF A BUILDING PERMIT. REFER TO THE APPROPRIATE ENGINEERING DRAWINGS BEFORE PROCEEDING WITH WORK.

AS CONSTRUCTED INVERTS MUST BE VERIFIED PRIOR TO POURING FOOTINGS.

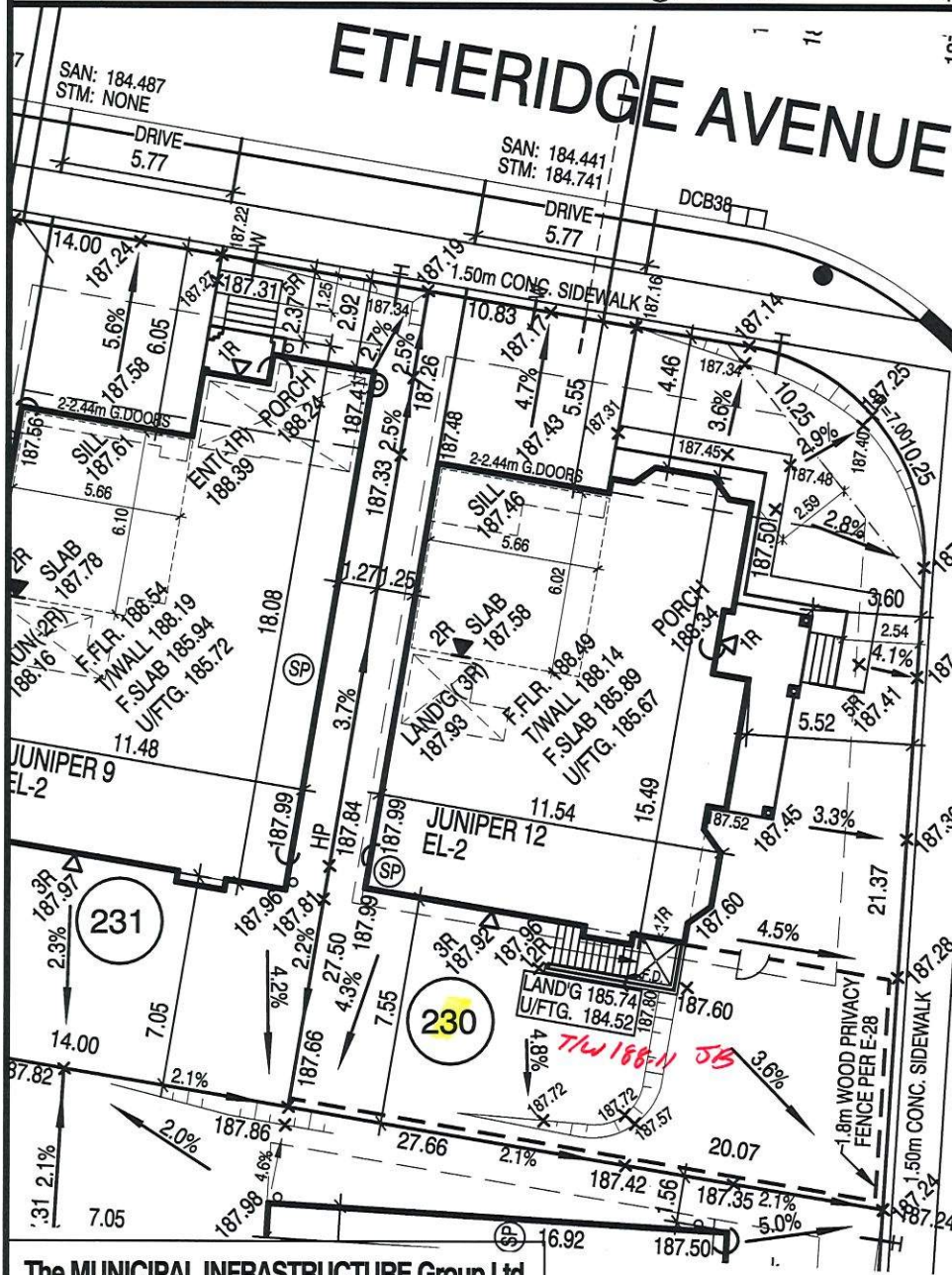
JARDIN DESIGN GROUP INC. HAS NOT BEEN RETAINED TO CARRY OUT GENERAL REVIEW OF THE WORK AND ASSUMES NO RESPONSIBILITY FOR THE FAILURE OF THE CONTRACTOR OR SUB CONTRACTOR TO CARRY OUT THE WORK IN ACCORDANCE WITH THE CONTRACT DOCUMENTS.

THIS DRAWING IS AN INSTRUMENT OF SERVICE, IS PROVIDED BY AND IS THE PROPERTY OF JARDIN DESIGN GROUP INC. THIS DRAWING IS NOT TO BE SCALED.

- STORM CONNECTION
--- SANITARY CONNECTION
W- WATER CONNECTION
H- HYDRO CONNECTION
□ DOUBLE CATCH BASIN
□ CATCH BASIN
○ HYDRANT
⊗ VALVE AND CHAMBER
△ ENTRANCE DOOR LOCATION
▲ GARAGE DOOR LOCATION
* ENGINEERED FILL LOT
● SANITARY MANHOLE
○ STORM MANHOLE
MAIL COMMUNITY MAILBOX
○ DOWNSPOUT LOCATION
← SWALE DIRECTION
● STREET LIGHT
▲ TRANSFORMER
⊗ CABLE TV PEDESTAL
■ BELL PEDESTAL
H HYDRO METER
⊗ GAS METER
⊗ AIR-CONDITIONING UNIT
SP SUMP PUMP
F.FLR. FINISHED FLOOR ELEVATION
T/WALL TOP OF FOUNDATION WALL
F.SLAB FIN. BASEMENT FLOOR SLAB
U/FTG. UNDERSIDE FOOTING ELEVATION
TTT PROPOSED 3:1 SLOPE
100.00 PROPOSED GRADE
(100.00) EXISTING GRADE
SW ×100.00 PROPOSED SWALE GRADE



ETHERIDGE AVENUE



LOT GRADING APPROVED


APR 28 2017

Town of Milton - Development Engineering

RECEIVED
TOWN OF MILTON

APR 07 2017

BLDG. DIVISION



The MUNICIPAL INFRASTRUCTURE Group Ltd.

LOT GRADING REVIEW

WE CERTIFY THAT THE PROPOSED GRADES AT THE LOT CORNERS ARE CORRECT, AND THAT THE LOT GRADING OF THE SUBJECT LOT IS IN CONFORMITY TO THE APPROVED SUBDIVISION GRADING PLANS AND TOWN STANDARDS.

LOT/BLK. NO.(S) Lot 230

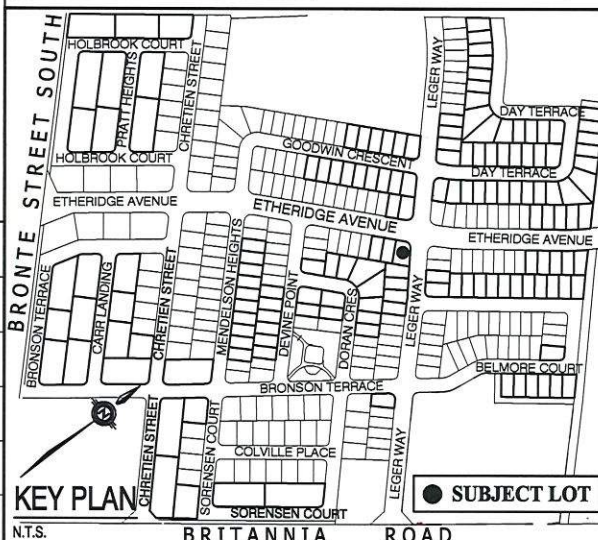
DATE: MAR 31 2017

5	
4	
3	
2	MAR. 16, 2017 REV. AS PER ENG. COMMENTS AND ISSUED FOR PERMIT.
1	FEB. 9, 2017 ISSUED FOR ENGINEERS GRADING REVIEW.

REVISIONS:

SUMP PUMP TO BE
CONNECTED
TO STORM SEWER.

45 MINUTE RATED WALL
WITH SIDE YARD < 1.2m



It is the builder's complete responsibility to ensure that all plans submitted for approval fully comply with the Architectural Guidelines and all applicable regulations and requirements including zoning provisions and any provisions in the subdivision agreement. The Control Architect is not responsible in any way for examining or approving site (lotting) plans or working drawings with respect to any zoning or building code or permit matter or that any house can be properly built or located on its lot.

This is to certify that these plans comply with the applicable Architectural Design Guidelines approved by the Town of MILTON.

ARCHITECTURAL REVIEW & APPROVAL

MAR 24 2017

John G. Williams Limited, Architect



LECCO RIDGE DEVELOPMENTS INC.

PROJ. No. 16-12 MUNICIPAL ADDRESS

LOT No. 230



The undersigned has reviewed and takes responsibility for this design and has the qualifications and meets the requirements set out in the Ontario Building Code to be a designer

QUALIFICATION INFORMATION
Required unless design is exempt under Division C, Subsection 3.2.5 of the Building Code

Walter Botter 21031
NAME SIGNATURE BCIN

REGISTRATION INFORMATION
Required unless design is exempt under Division C, Subsection 3.2.4 of the building code

jardin design group inc. 27763
FIRM NAME BCIN

jardin

DESIGN GROUP INC.

64 JARDIN DR. SUITE 3A
VAUGHAN ONT. L4K 3P3
TEL: 905 660-3377 FAX: 905 660-3713
EMAIL: info@jardindesign.ca

REG. PLAN

PART OF LOT 6 CONCESSION 2, NEW SURVEY
(GEOGRAPHIC TOWNSHIP OF TRAFALGAR)
REGIONAL MUNICIPALITY OF HALTON
20M-1184 TOWN OF MILTON

THE CONTRACTOR SHALL CHECK AND VERIFY ALL DIMENSIONS AND CONDITIONS ON SITE BEFORE PROCEEDING WITH CONSTRUCTION. ANY DISCREPANCIES SHALL BE REPORTED TO JARDIN DESIGN GROUP INC. PRIOR TO COMMENCEMENT OF WORK.
JARDIN DESIGN GROUP INC. IS NOT RESPONSIBLE FOR THE ACCURACY OF SURVEY, STRUCTURAL OR ENGINEERING INFORMATION SHOWN ON THESE DRAWINGS OR FOR CONSTRUCTION STARTED PRIOR TO THE ISSUANCE OF A BUILDING PERMIT. REFER TO THE APPROPRIATE ENGINEERING DRAWINGS BEFORE PROCEEDING WITH WORK.

AS CONSTRUCTED INVERTS MUST BE VERIFIED PRIOR TO POURING FOOTINGS.
JARDIN DESIGN GROUP INC. HAS NOT BEEN RETAINED TO CARRY OUT GENERAL REVIEW OF THE WORK AND ASSUMES NO RESPONSIBILITY FOR THE FAILURE OF THE CONTRACTOR OR SUB CONTRACTOR TO CARRY OUT THE WORK IN ACCORDANCE WITH THE CONTRACT DOCUMENTS.
THIS DRAWING IS AN INSTRUMENT OF SERVICE, IS PROVIDED BY AND IS THE PROPERTY OF JARDIN DESIGN GROUP INC. THIS DRAWING IS NOT TO BE SCALED.