

--- STORM CONNECTION

--- SANITARY CONNECTION

W- WATER CONNECTION

H- HYDRO CONNECTION

DOUBLE CATCH BASIN

CATCH BASIN

HYDRANT

VALVE AND CHAMBER

△ ENTRANCE DOOR LOCATION

▲ GARAGE DOOR LOCATION

* ENGINEERED FILL LOT

● SANITARY MANHOLE

○ STORM MANHOLE

MAIL COMMUNITY MAILBOX

○ DOWNSPOUT LOCATION

SWALE DIRECTION

● STREET LIGHT

▲ TRANSFORMER

⊠ CABLE TV PEDESTAL

■ BELL PEDESTAL

⊠ HYDRO METER

⊠ GAS METER

⊠ AIR-CONDITIONING UNIT

SP SUMP PUMP

F.FLR. FINISHED FLOOR ELEVATION

T/WALL TOP OF FOUNDATION WALL

F.SLAB FIN. BASEMENT FLOOR SLAB

U/FTG. UNDERSIDE FOOTING ELEVATION

PROPOSED 3:1 SLOPE

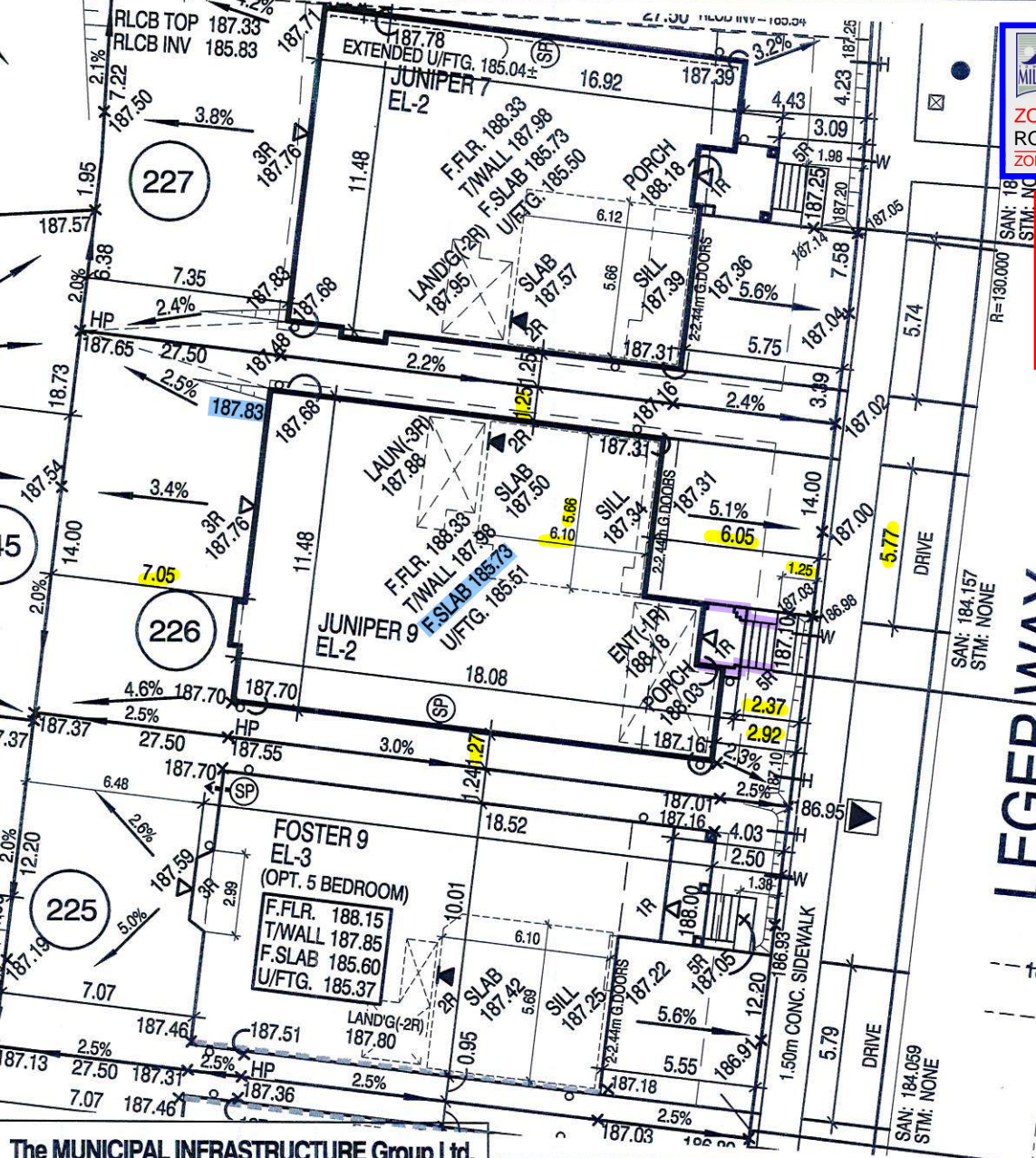
100.00 PROPOSED GRADE

(100.00) EXISTING GRADE

SW PROPOSED SWALE GRADE

x100.00

NORTH



TOWN OF MILTON

PLANNING AND DEVELOPMENT

RMD1*223 ZONE

ZONING: **APPROVED**

ROBIN CAMPBELL

APR 22, 2017

ZONING OFFICER

DATE

LEGEND

45 Min FRR


45 Min FRR w/NC Cladding

Guard/Handrail as per 9.8.

Backfill height as per 9.15.

2.1 m

Siting to be read in conjunction with reviewed main model drawings



RECEIVED

TOWN OF MILTON

APR 7, 2017

17-4712

BUILDING DIVISION

The MUNICIPAL INFRASTRUCTURE Group Ltd.

LOT GRADING REVIEW

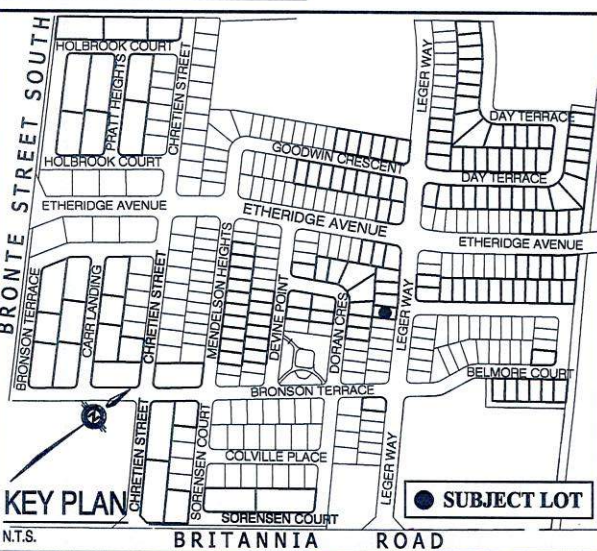
WE CERTIFY THAT THE PROPOSED GRADES AT THE LOT CORNERS ARE CORRECT, AND THAT THE LOT GRADING OF THE SUBJECT LOT IS IN CONFORMITY TO THE APPROVED SUBDIVISION GRADING PLANS AND TOWN STANDARDS.

LOT/BLK. NO.(S) LOT 226
DATE: MAR 31 2017

5	
4	
3	
2	MAR. 16, 2017 REV. AS PER ENG. COMMENTS AND ISSUED FOR PERMIT.
1	FEB. 9, 2017 ISSUED FOR ENGINEERS GRADING REVIEW.

REVISIONS:

SUMP PUMP TO DISCHARGE TO REAR SPLASH PAD.



45 MINUTE RATED WALL WITH SIDE YARD < 1.2m

It is the builder's complete responsibility to ensure that all plans submitted for approval fully comply with the Architectural Guidelines and all applicable regulations and requirements including zoning provisions and any provisions in the subdivision agreement. The Control Architect is not responsible in any way for examining or approving site (lotting) plans or working drawings with respect to any zoning or building code or permit matter or that any house can be properly built or located on its lot.

This is to certify that these plans comply with the applicable Architectural Design Guidelines approved by the Town of MILTON.

ARCHITECTURAL REVIEW & APPROVAL

MAR 24 2017

John G. Williams Limited, Architect



LECCO RIDGE DEVELOPMENTS INC.

PROJ. No. 16-12	MUNICIPAL ADDRESS
LOT No. 226	



The undersigned has reviewed and takes responsibility for this design and has the qualifications and meets the requirements set out in the Ontario Building Code to be a designer

Walter Botter

NAME

21031

BCIN

REGISTRATION INFORMATION

Required unless design is exempt under Division C, Subsection 3.2.4 of the building code

jardin design group inc.

27763

FIRM NAME

BCIN



64 JARDIN DR. SUITE 3A
VAUGHAN ONT. L4K 3P3
TEL: 905 660-3377 FAX: 905 660-3713
EMAIL: info@jardindesign.ca

REG. PLAN
PART OF LOT 6 CONCESSION 2, NEW SURVEY
(GEOGRAPHIC TOWNSHIP OF TRAFALGAR)
REGIONAL MUNICIPALITY OF HALTON
20M-1184 TOWN OF MILTON

THE CONTRACTOR SHALL CHECK AND VERIFY ALL DIMENSIONS AND CONDITIONS ON SITE BEFORE PROCEEDING WITH CONSTRUCTION. ANY DISCREPANCIES SHALL BE REPORTED TO JARDIN DESIGN GROUP INC. PRIOR TO COMMENCEMENT OF WORK.
JARDIN DESIGN GROUP INC. IS NOT RESPONSIBLE FOR THE ACCURACY OF SURVEY, STRUCTURAL OR ENGINEERING INFORMATION SHOWN ON THESE DRAWINGS OR FOR CONSTRUCTION STARTED PRIOR TO THE ISSUANCE OF A BUILDING PERMIT. REFER TO THE APPROPRIATE ENGINEERING DRAWINGS BEFORE PROCEEDING WITH WORK.

AS CONSTRUCTED INVERTS MUST BE VERIFIED PRIOR TO POURING FOOTINGS. JARDIN DESIGN GROUP INC. HAS NOT BEEN RETAINED TO CARRY OUT GENERAL REVIEW OF THE WORK AND ASSUMES NO RESPONSIBILITY FOR THE FAILURE OF THE CONTRACTOR OR SUB CONTRACTOR TO CARRY OUT THE WORK IN ACCORDANCE WITH THE CONTRACT DOCUMENTS.
THIS DRAWING IS AN INSTRUMENT OF SERVICE, IS PROVIDED BY AND IS THE PROPERTY OF JARDIN DESIGN GROUP INC. THIS DRAWING IS NOT TO BE SCALED.

--- STORM CONNECTION

--- SANITARY CONNECTION

W- WATER CONNECTION

H- HYDRO CONNECTION

DOUBLE CATCH BASIN

CATCH BASIN

HYDRANT

VALVE AND CHAMBER

△ ENTRANCE DOOR LOCATION

▲ GARAGE DOOR LOCATION

* ENGINEERED FILL LOT

○ SANITARY MANHOLE

○ STORM MANHOLE

MAIL COMMUNITY MAILBOX

○ DOWNSPOUT LOCATION

SWALE DIRECTION

● STREET LIGHT

▲ TRANSFORMER

⊠ CABLE TV PEDESTAL

■ BELL PEDESTAL

⊠ HYDRO METER

⊠ GAS METER

⊠ AIR-CONDITIONING UNIT

SP SUMP PUMP

F.FLR. FINISHED FLOOR ELEVATION

T.WALL. TOP OF FOUNDATION WALL

F.SLAB. FIN. BASEMENT FLOOR SLAB

U/FTG. UNDERSIDE FOOTING ELEVATION

PROPOSED 3:1 SLOPE

100.00 PROPOSED GRADE

(100.00) EXISTING GRADE

SW ×100.00 PROPOSED SWALE GRADE

NORTH

The MUNICIPAL INFRASTRUCTURE Group Ltd.

LOT GRADING REVIEW

WE CERTIFY THAT THE PROPOSED GRADES AT THE LOT CORNERS ARE CORRECT, AND THAT THE LOT GRADING OF THE SUBJECT LOT IS IN CONFORMITY TO THE APPROVED SUBDIVISION GRADING PLANS AND TOWN STANDARDS.

LOT/BLK. NO.(S) LOT 226

DATE: MAR 31 2017

5	
4	
3	
2	MAR. 16, 2017 REV. AS PER ENG. COMMENTS AND ISSUED FOR PERMIT.
1	FEB. 9, 2017 ISSUED FOR ENGINEERS GRADING REVIEW.

REVISIONS:

SUMP PUMP TO DISCHARGE TO REAR SPLASH PAD.

45 MINUTE RATED WALL WITH SIDE YARD < 1.2m

It is the builder's complete responsibility to ensure that all plans submitted for approval fully comply with the Architectural Guidelines and all applicable regulations and requirements including zoning provisions and any provisions in the subdivision agreement. The Control Architect is not responsible in any way for examining or approving site (lotting) plans or working drawings with respect to any zoning or building code or permit matter or that any house can be properly built or located on its lot.

This is to certify that these plans comply with the applicable Architectural Design Guidelines approved by the Town of MILTON.

ARCHITECTURAL REVIEW & APPROVAL
MAR 24 2017
John G. Williams Limited, Architect

LECCO RIDGE DEVELOPMENTS INC.

PROJ. No. 16-12 MUNICIPAL ADDRESS
LOT No. 226

The undersigned has reviewed and takes responsibility for this design and has the qualifications and meets the requirements set out in the Ontario Building Code to be a designer
Walter Botter
NAME SIGNATURE 21031 BCIN
jardin design group inc. 27763 BCIN

jardin DESIGN GROUP INC.

64 JARDIN DR. SUITE 3A
VAUGHAN ONT. L4K 3P3
TEL: 905 660-3377 FAX: 905 660-3713
EMAIL: info@jardindesign.ca

REG. PLAN PART OF LOT 6 CONCESSION 2, NEW SURVEY (GEOGRAPHIC TOWNSHIP OF TRAFALGAR) REGIONAL MUNICIPALITY OF HALTON 20M-1184 TOWN OF MILTON

THE CONTRACTOR SHALL CHECK AND VERIFY ALL DIMENSIONS AND CONDITIONS ON SITE BEFORE PROCEEDING WITH CONSTRUCTION. ANY DISCREPANCIES SHALL BE REPORTED TO JARDIN DESIGN GROUP INC. PRIOR TO COMMENCEMENT OF WORK.
JARDIN DESIGN GROUP INC. IS NOT RESPONSIBLE FOR THE ACCURACY OF SURVEY, STRUCTURAL OR ENGINEERING INFORMATION SHOWN ON THESE DRAWINGS OR FOR CONSTRUCTION STARTED PRIOR TO THE ISSUANCE OF A BUILDING PERMIT. REFER TO THE APPROPRIATE ENGINEERING DRAWINGS BEFORE PROCEEDING WITH WORK.

AS CONSTRUCTED INVERTS MUST BE VERIFIED PRIOR TO POURING FOOTINGS. JARDIN DESIGN GROUP INC. HAS NOT BEEN RETAINED TO CARRY OUT GENERAL REVIEW OF THE WORK AND ASSUMES NO RESPONSIBILITY FOR THE FAILURE OF THE CONTRACTOR OR SUB CONTRACTOR TO CARRY OUT THE WORK IN ACCORDANCE WITH THE CONTRACT DOCUMENTS.
THIS DRAWING IS AN INSTRUMENT OF SERVICE, IS PROVIDED BY AND IS THE PROPERTY OF JARDIN DESIGN GROUP INC. THIS DRAWING IS NOT TO BE SCALED.