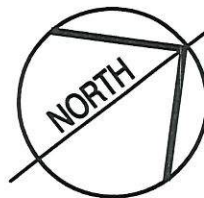


--- STORM CONNECTION	△ ENTRANCE DOOR LOCATION	● STREET LIGHT	F.FLR. FINISHED FLOOR ELEVATION
--- SANITARY CONNECTION	▲ GARAGE DOOR LOCATION	▲ TRANSFORMER	T/WALL TOP OF FOUNDATION WALL
W- WATER CONNECTION	* ENGINEERED FILL LOT	☒ CABLE TV PEDESTAL	F.SLAB FIN. BASEMENT FLOOR SLAB
H- HYDRO CONNECTION	● SANITARY MANHOLE	■ BELL PEDESTAL	U/FTG. UNDERSIDE FOOTING ELEVATION
□ DOUBLE CATCH BASIN	○ STORM MANHOLE	□ HYDRO METER	PROPOSED 3:1 SLOPE
□ CATCH BASIN	MAIL COMMUNITY MAILBOX	◇ GAS METER	100.00 PROPOSED GRADE
⊕ HYDRANT	○ DOWNSPOUT LOCATION	☒ AIR-CONDITIONING UNIT	(100.00) EXISTING GRADE
⊗ VALVE AND CHAMBER	→ SWALE DIRECTION	⊙ SUMP PUMP	SW x100.00 PROPOSED SWALE GRADE



17-6223

LOT GRADING APPROVED

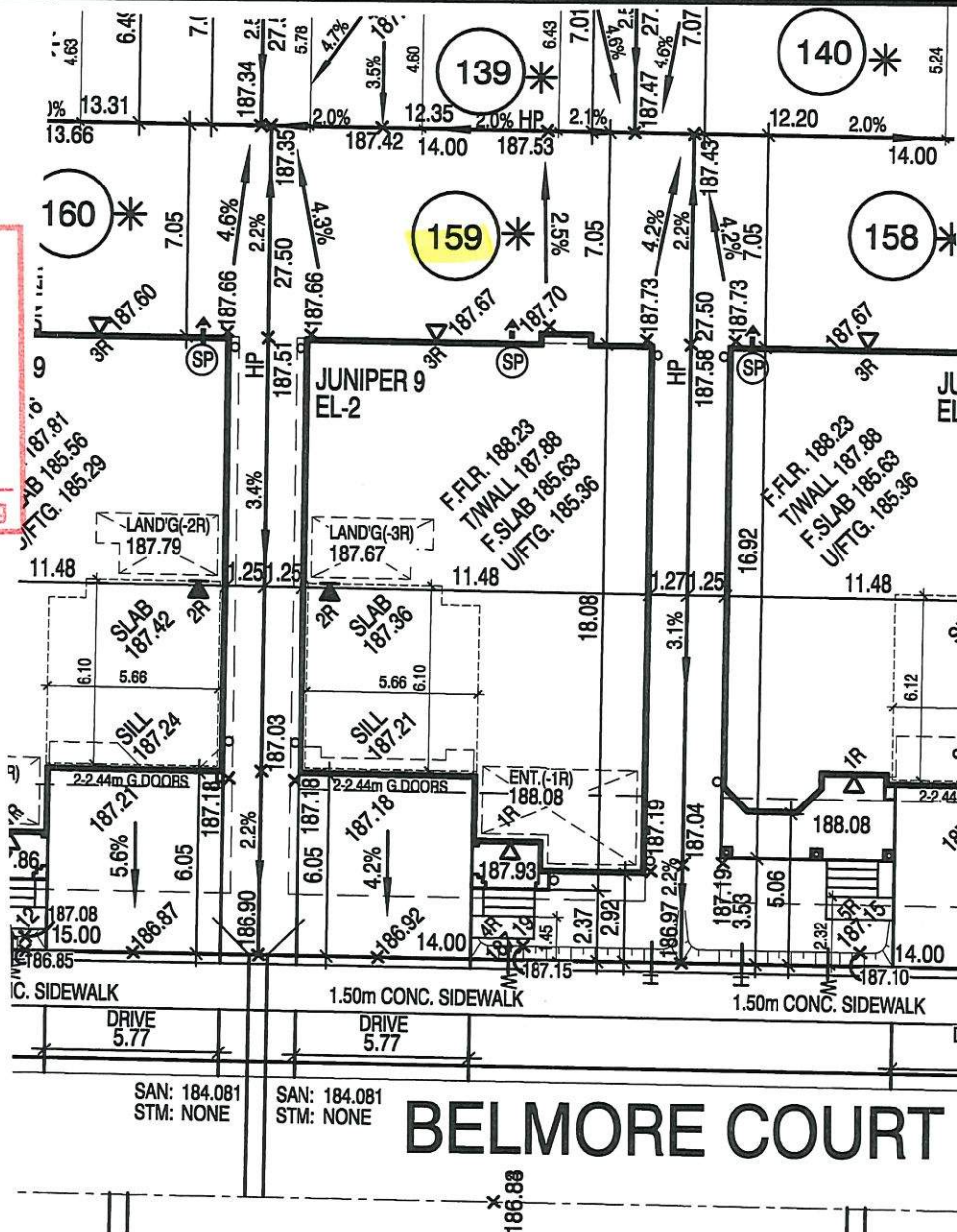

MAY 19 2017

Town of Milton - Development Engineering

RECEIVED
TOWN OF MILTON

MAY 11 2017

BLDG. DIVISION



The MUNICIPAL INFRASTRUCTURE Group Ltd.

LOT GRADING REVIEW

WE CERTIFY THAT THE PROPOSED GRADES AT THE LOT CORNERS ARE CORRECT, AND THAT THE LOT GRADING OF THE SUBJECT LOT IS IN CONFORMITY TO THE APPROVED SUBDIVISION GRADING PLANS AND TOWN STANDARDS.

LOT/BLK. NO(S) ...LOT 159...

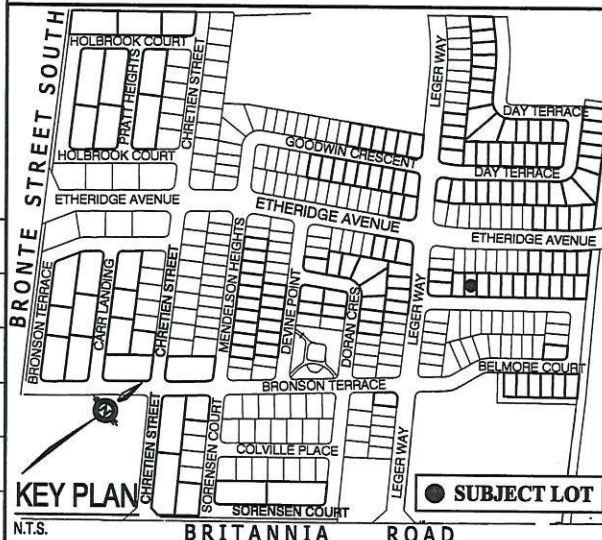
DATE: ...MAY 02 2017...

5		
4		
3	APR. 27, 2017	REV. AS PER CLIENT'S COMMENTS AND RE-ISSUED FOR PERMIT.
2	MAR. 30, 2017	REV. AS PER ENG. COMMENTS AND ISSUED FOR PERMIT.
1	FEB. 23, 2017	ISSUED FOR ENGINEERS GRADING REVIEW.

REVISIONS:

SUMP PUMP TO
DISCHARGE TO REAR
SPLASH PAD.

■ ■ ■ : 45 MINUTE RATED WALL
WITH SIDE YARD < 1.2m



It is the builder's complete responsibility to ensure that all plans submitted for approval fully comply with the Architectural Guidelines and all applicable regulations and requirements including zoning provisions and any provisions in the subdivision agreement. The Contractor is not responsible in any way for examining or approving site (lotting) plans or working drawings with respect to any zoning or building code or permit matter or that any house can be properly built or located on its lot.

This is to certify that these plans comply with the applicable Architectural Design Guidelines approved by the Town of MILTON.

ARCHITECTURAL REVIEW & APPROVAL

APR 28 2017

John G. Williams Limited, Architect

Greenpark.

SCALE 1:250



LECCO RIDGE DEVELOPMENTS INC.

PROJ. No. 16-12

MUNICIPAL ADDRESS

LOT No. 159



The undersigned has reviewed and takes responsibility for this design and has the qualifications and meets the requirements set out in the Ontario Building Code to be a designer

QUALIFICATION INFORMATION
Required unless design is exempt under Division C, Subsection 3.2.5 of the building code

Walter Botter *WBE* 21031
NAME SIGNATURE BCIN

REGISTRATION INFORMATION
Required unless design is exempt under Division C, Subsection 3.2.4 of the building code

Jardin design group Inc. 27763
FIRM NAME BCIN

jardin
DESIGN GROUP INC.

64 JARDIN DR. SUITE 3A
VAUGHAN ONT. L4K 3P3
TEL: 905 660-3377 FAX: 905 660-37
EMAIL: info@jardindesign.ca

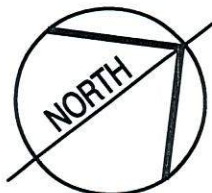
REG. PLAN

PART OF LOT 6 CONCESSION 2, NEW SURVEY
(GEOGRAPHIC TOWNSHIP OF TRAFALGAR)
REGIONAL MUNICIPALITY OF HALTON
20M-1184 TOWN OF MILTON

THE CONTRACTOR SHALL CHECK AND VERIFY ALL DIMENSIONS AND CONDITIONS ON SITE BEFORE PROCEEDING WITH CONSTRUCTION. ANY DISCREPANCIES SHALL BE REPORTED TO JARDIN DESIGN GROUP INC. PRIOR TO COMMENCEMENT OF WORK.
JARDIN DESIGN GROUP INC. IS NOT RESPONSIBLE FOR THE ACCURACY OF SURVEY, STRUCTURAL OR ENGINEERING INFORMATION SHOWN ON THESE DRAWINGS OR FOR CONSTRUCTION STARTED PRIOR TO THE ISSUANCE OF A BUILDING PERMIT. REFER TO THE APPROPRIATE ENGINEERING DRAWINGS BEFORE PROCEEDING WITH WORK.

AS CONSTRUCTED INVERTS MUST BE VERIFIED PRIOR TO POURING FOOTINGS
JARDIN DESIGN GROUP INC. HAS NOT BEEN RETAINED TO CARRY OUT GENERAL REVIEW OF THE WORK AND ASSUMES NO RESPONSIBILITY FOR THE FAILURE OF THE CONTRACTOR OR SUB CONTRACTOR TO CARRY OUT THE WORK IN ACCORDANCE WITH THE CONTRACT DOCUMENTS.
THIS DRAWING IS AN INSTRUMENT OF SERVICE, IS PROVIDED BY AND IS THE PROPERTY OF JARDIN DESIGN GROUP INC. THIS DRAWING IS NOT TO BE SCALE

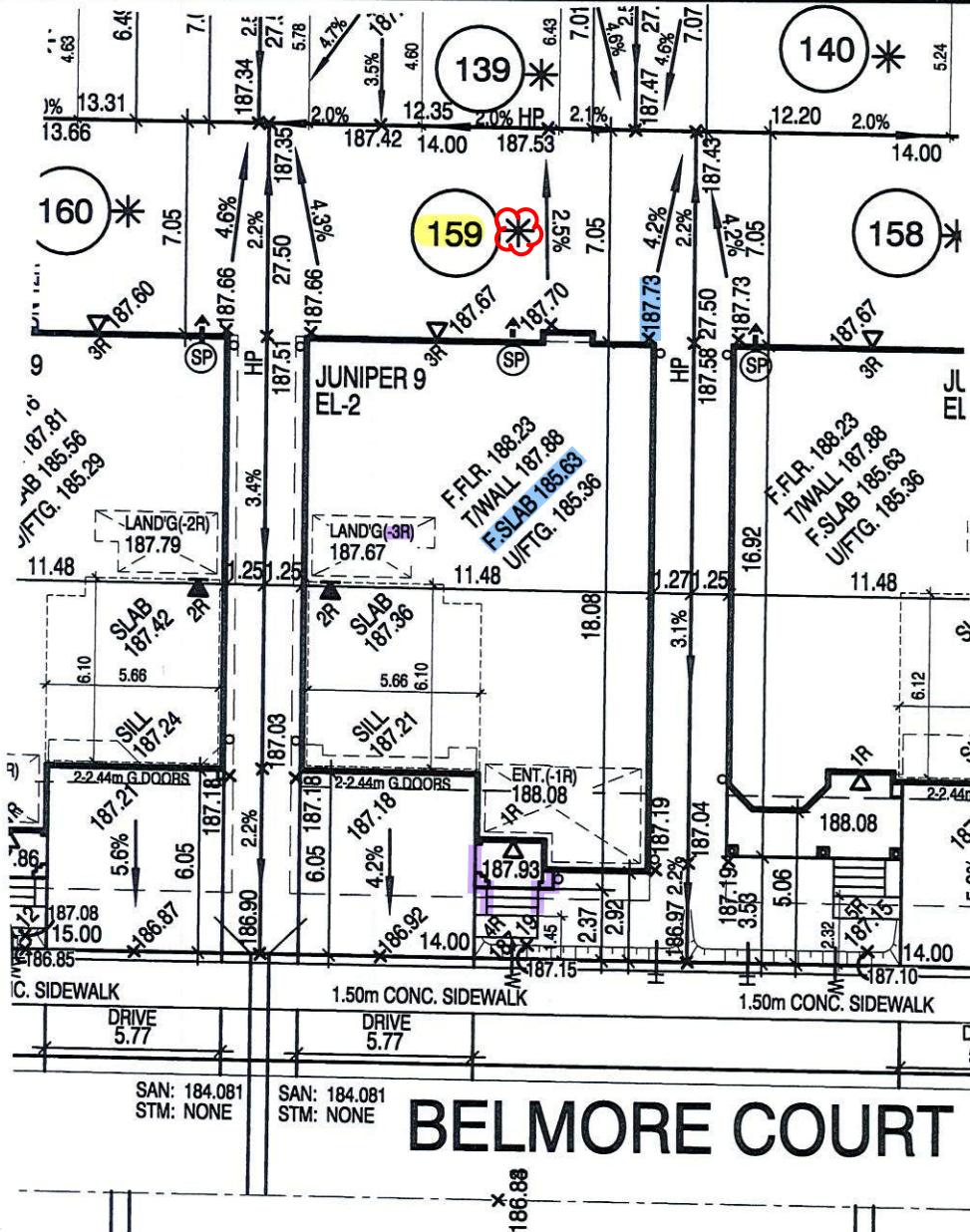
--- STORM CONNECTION	△ ENTRANCE DOOR LOCATION	● STREET LIGHT	F.F.L.R. FINISHED FLOOR ELEVATION
--- SANITARY CONNECTION	▲ GARAGE DOOR LOCATION	▲ TRANSFORMER	T/WALL TOP OF FOUNDATION WALL
W- WATER CONNECTION	* ENGINEERED FILL LOT	■ CABLE TV PEDESTAL	F.SLAB FIN. BASEMENT FLOOR SLAB
H- HYDRO CONNECTION	● SANITARY MANHOLE	■ BELL PEDESTAL	U/FTG. UNDERSIDE FOOTING ELEVATION
□ DOUBLE CATCH BASIN	○ STORM MANHOLE	■ HYDRO METER	PROPOSED 3:1 SLOPE
□ CATCH BASIN	MAIL COMMUNITY MAILBOX	■ GAS METER	100.00 PROPOSED GRADE
○ HYDRANT	○ DOWNSPOUT LOCATION	■ AIR-CONDITIONING UNIT	(100.00) EXISTING GRADE
⊗ VALVE AND CHAMBER	→ SWALE DIRECTION	SP SUMP PUMP	SW ×100.00 PROPOSED SWALE GRADE



RECEIVED
TOWN OF MILTON
MAY 11, 2017
17-6223
BUILDING DIVISION

LEGEND	
45 Min FRR	45 Min FRR w/NC Cladding
Guard/Handrail as per 9.8.	Backfill height as per 9.15.
2.1 m	
Siting to be read in conjunction with reviewed main model drawings	

TOWN OF MILTON
PLANNING AND DEVELOPMENT
RMD1*223 ZONE
ZONING: APPROVED
Sherri Jamieson MAY 17, 2017
ZONING OFFICER DATE



The MUNICIPAL INFRASTRUCTURE Group Ltd.

LOT GRADING REVIEW

WE CERTIFY THAT THE PROPOSED GRADES AT THE LOT CORNERS ARE CORRECT, AND THAT THE LOT GRADING OF THE SUBJECT LOT IS IN CONFORMITY TO THE APPROVED SUBDIVISION GRADING PLANS AND TOWN STANDARDS.

LOT/BLK. NO.(S) LOT 159

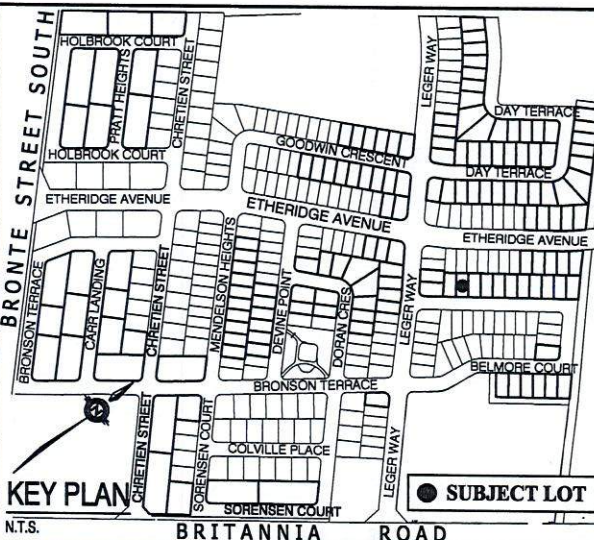
DATE: MAY 02 2017

5	
4	
3	APR. 27, 2017 REV. AS PER CLIENT'S COMMENTS AND RE-ISSUED FOR PERMIT.
2	MAR. 30, 2017 REV. AS PER ENG. COMMENTS AND ISSUED FOR PERMIT.
1	FEB. 23, 2017 ISSUED FOR ENGINEERS GRADING REVIEW.

REVISIONS:

SUMP PUMP TO DISCHARGE TO REAR SPLASH PAD.

45 MINUTE RATED WALL WITH SIDE YARD < 1.2m



It is the builder's complete responsibility to ensure that all plans submitted for approval fully comply with the Architectural Guidelines and all applicable regulations and requirements including zoning provisions and any provisions in the subdivision agreement. The Control Architect is not responsible in any way for examining or approving site (lotting) plans or working drawings with respect to any zoning or building code or permit matter or that any house can be properly built or located on its lot.

This is to certify that these plans comply with the applicable Architectural Design Guidelines approved by the Town of MILTON.

ARCHITECTURAL REVIEW & APPROVAL

APR 24 2017

John G. Williams Limited, Architect

Greenpark.

SCALE 1:250



LECCO RIDGE DEVELOPMENTS INC.

PROJ. No. 16-12

MUNICIPAL ADDRESS

LOT No. 159



The undersigned has reviewed and takes responsibility for this design and has the qualifications and meets the requirements set out in the Ontario Building Code to be a designer

QUALIFICATION INFORMATION
Required unless design is exempt under Division C, Subsection 3.2.4 of the Building Code

Walter Botter 21031
NAME SIGNATURE BCIN

REGISTRATION INFORMATION
Required unless design is exempt under Division C, Subsection 3.2.4 of the building code

Jardin design group inc. 27763
FIRM NAME BCIN

jardin
DESIGN GROUP INC.

64 JARDIN DR. SUITE 3A
VAUGHAN ONT. L4K 3P3
TEL: 905 660-3377 FAX: 905 660-3713
EMAIL: info@jardindesign.ca

REG. PLAN

PART OF LOT 6 CONCESSION 2, NEW SURVEY
(GEOGRAPHIC TOWNSHIP OF TRAFALGAR)
REGIONAL MUNICIPALITY OF HALTON
20M-1184 TOWN OF MILTON

THE CONTRACTOR SHALL CHECK AND VERIFY ALL DIMENSIONS AND CONDITIONS ON SITE BEFORE PROCEEDING WITH CONSTRUCTION. ANY DISCREPANCIES SHALL BE REPORTED TO JARDIN DESIGN GROUP INC. PRIOR TO COMMENCEMENT OF WORK.
JARDIN DESIGN GROUP INC. IS NOT RESPONSIBLE FOR THE ACCURACY OF SURVEY, STRUCTURAL OR ENGINEERING INFORMATION SHOWN ON THESE DRAWINGS OR FOR CONSTRUCTION STARTED PRIOR TO THE ISSUANCE OF A BUILDING PERMIT. REFER TO THE APPROPRIATE ENGINEERING DRAWINGS BEFORE PROCEEDING WITH WORK.

AS CONSTRUCTED INVERTS MUST BE VERIFIED PRIOR TO POURING FOOTINGS. JARDIN DESIGN GROUP INC. HAS NOT BEEN RETAINED TO CARRY OUT GENERAL REVIEW OF THE WORK AND ASSUMES NO RESPONSIBILITY FOR THE FAILURE OF THE CONTRACTOR OR SUB CONTRACTOR TO CARRY OUT THE WORK IN ACCORDANCE WITH THE CONTRACT DOCUMENTS.
THIS DRAWING IS AN INSTRUMENT OF SERVICE, IS PROVIDED BY AND IS THE PROPERTY OF JARDIN DESIGN GROUP INC. THIS DRAWING IS NOT TO BE SCALED.