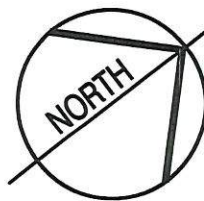


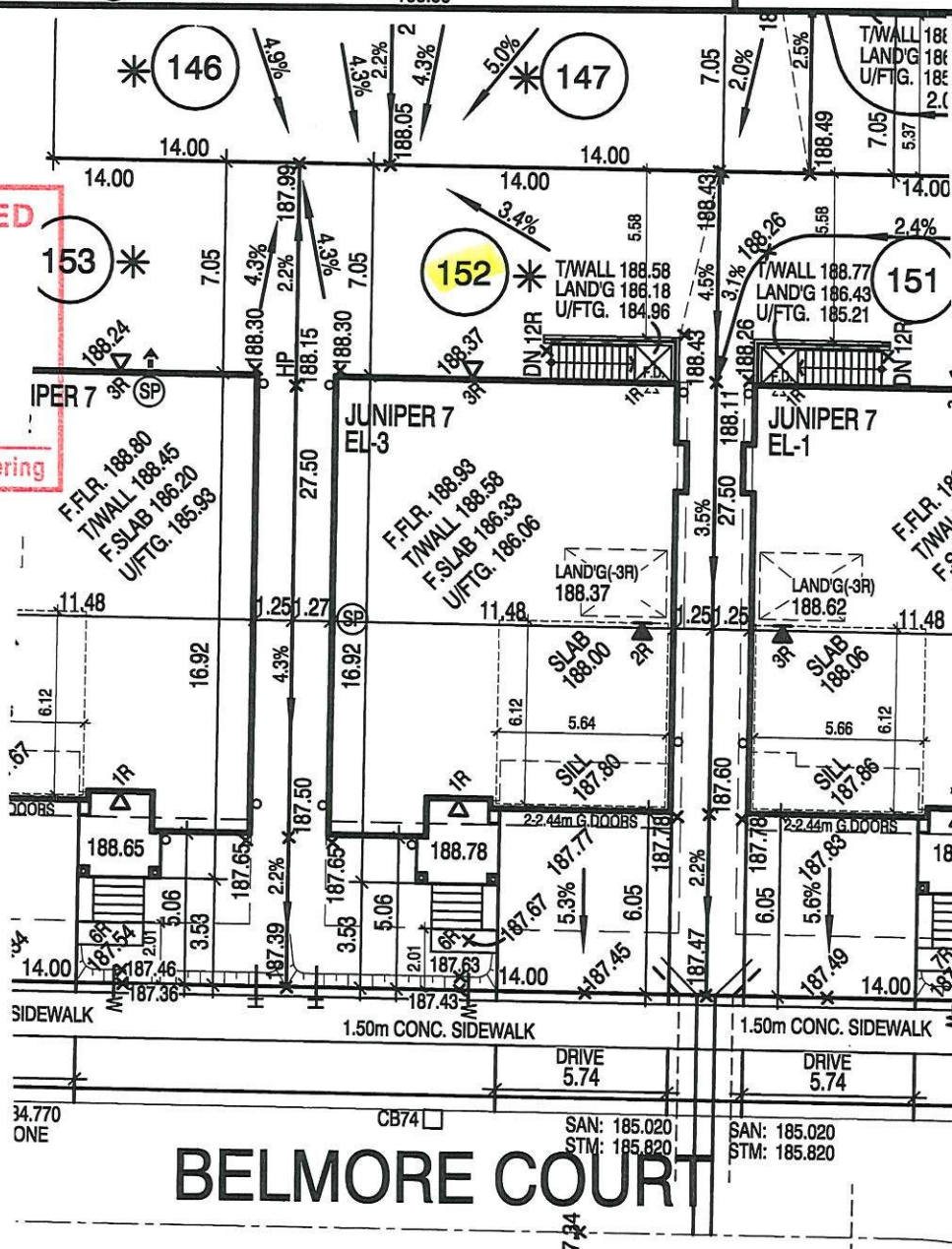
--- STORM CONNECTION	△ ENTRANCE DOOR LOCATION	● STREET LIGHT	F.FLR. FINISHED FLOOR ELEVATION
--- SANITARY CONNECTION	▲ GARAGE DOOR LOCATION	▲ TRANSFORMER	T/WALL TOP OF FOUNDATION WALL
W- WATER CONNECTION	* ENGINEERED FILL LOT	⊠ CABLE TV PEDESTAL	F.SLAB FIN. BASEMENT FLOOR SLAB
H- HYDRO CONNECTION	● SANITARY MANHOLE	■ BELL PEDESTAL	U/FTG. UNDERSIDE FOOTING ELEVATION
□ DOUBLE CATCH BASIN	○ STORM MANHOLE	⊠ HYDRO METER	TTT PROPOSED 3:1 SLOPE
□ CATCH BASIN	MAIL COMMUNITY MAILBOX	⊠ GAS METER	100.00 PROPOSED GRADE
⊕ HYDRANT	○ DOWNSPOUT LOCATION	⊠ AIR-CONDITIONING UNIT	(100.00) EXISTING GRADE
⊗ VALVE AND CHAMBER	→ SWALE DIRECTION	⊠ SUMP PUMP	×100.00 PROPOSED SWALE GRADE



17-6216

LOT GRADING APPROVED
MAY 19 2017
Town of Milton - Development Engineering

RECEIVED
TOWN OF MILTON
MAY 11 2017
BLDG. DIVISION



BELMORE COURT

The MUNICIPAL INFRASTRUCTURE Group Ltd.

LOT GRADING REVIEW

WE CERTIFY THAT THE PROPOSED GRADES AT THE LOT CORNERS ARE CORRECT, AND THAT THE LOT GRADING OF THE SUBJECT LOT IS IN CONFORMITY TO THE APPROVED SUBDIVISION GRADING PLANS AND TOWN STANDARDS.

LOT/BLK. NO(S) LOT 152

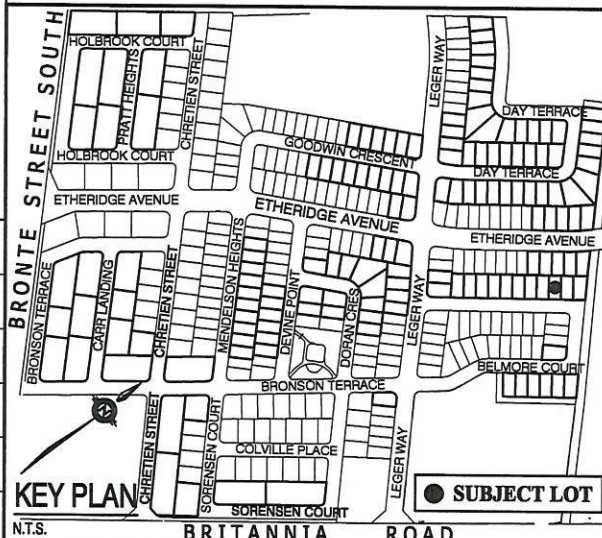
DATE: MAY 02 2017

5		
4		
3	APR. 27, 2017	REV. AS PER CLIENT'S COMMENTS AND RE-ISSUED FOR PERMIT.
2	MAR. 30, 2017	REV. AS PER ENG. COMMENTS AND ISSUED FOR PERMIT.
1	FEB. 23, 2017	ISSUED FOR ENGINEERS GRADING REVIEW.

REVISIONS:

SUMP PUMP TO BE CONNECTED TO STORM SEWER.

45 MINUTE RATED WALL WITH SIDE YARD < 1.2m



It is the builder's complete responsibility to ensure that all plans submitted for approval fully comply with the Architectural Guidelines and all applicable regulations and requirements including zoning provisions and any provisions in the subdivision agreement. The Contractor is not responsible in any way for examining or approving site (lotting) plans or working drawings with respect to any zoning or building code or permit matter or that any house can be properly built or located on its lot.

This is to certify that these plans comply with the applicable Architectural Design Guidelines approved by the Town of MILTON.

ARCHITECTURAL REVIEW & APPROVAL

APR 28 2017

John G. Williams Limited, Architect

Greenpark

SCALE 1:250



LECCO RIDGE DEVELOPMENTS INC.

PROJ. No. 16-12 MUNICIPAL ADDRESS

LOT No. 152



The undersigned has reviewed and takes responsibility for this design and has the qualifications and meets the requirements set out in the Ontario Building Code to be a designer.

QUALIFICATION INFORMATION
Required unless design is exempt under Division C, Subsection 3.2.4 of the building code.

Walter Botter 21031
NAME SIGNATURE BCIN

REGISTRATION INFORMATION
Required unless design is exempt under Division C, Subsection 3.2.4 of the building code.

Jardin design group Inc. 27763
FIRM NAME BCIN

jardin
DESIGN GROUP INC.

64 JARDIN DR. SUITE 3A
VAUGHAN ONT. L4K 3P3
TEL: 905 660-3377 FAX: 905 660-3777
EMAIL: info@jardindesign.ca


REG. PLAN

PART OF LOT 6 CONCESSION 2, NEW SURVEY
(GEOGRAPHIC TOWNSHIP OF TRAFALGAR)
REGIONAL MUNICIPALITY OF HALTON
20M-1184 TOWN OF MILTON

THE CONTRACTOR SHALL CHECK AND VERIFY ALL DIMENSIONS AND CONDITIONS ON SITE BEFORE PROCEEDING WITH CONSTRUCTION. ANY DISCREPANCIES SHALL BE REPORTED TO JARDIN DESIGN GROUP INC. PRIOR TO COMMENCEMENT OF WORK.
JARDIN DESIGN GROUP INC. IS NOT RESPONSIBLE FOR THE ACCURACY OF SURVEY, STRUCTURAL OR ENGINEERING INFORMATION SHOWN ON THESE DRAWINGS OR FOR CONSTRUCTION STARTED PRIOR TO THE ISSUANCE OF A BUILDING PERMIT. REFER TO THE APPROPRIATE ENGINEERING DRAWINGS BEFORE PROCEEDING WITH WORK.

AS CONSTRUCTED INVERTS MUST BE VERIFIED PRIOR TO POURING FOOTINGS.
JARDIN DESIGN GROUP INC. HAS NOT BEEN RETAINED TO CARRY OUT GENERAL REVIEW OF THE WORK AND ASSUMES NO RESPONSIBILITY FOR THE FAILURE OF THE CONTRACTOR OR SUB CONTRACTOR TO CARRY OUT THE WORK IN ACCORDANCE WITH THE CONTRACT DOCUMENTS.
THIS DRAWING IS AN INSTRUMENT OF SERVICE, IS PROVIDED BY AND IS THE PROPERTY OF JARDIN DESIGN GROUP INC. THIS DRAWING IS NOT TO BE SCALE.

- STORM CONNECTION
 --- SANITARY CONNECTION
 W--- WATER CONNECTION
 H--- HYDRO CONNECTION
 □ DOUBLE CATCH BASIN
 □ CATCH BASIN
 ○ HYDRANT
 ⊗ VALVE AND CHAMBER
- △ ENTRANCE DOOR LOCATION
 ▲ GARAGE DOOR LOCATION
 * ENGINEERED FILL LOT
 ● SANITARY MANHOLE
 ○ STORM MANHOLE
 [MAIL] COMMUNITY MAILBOX
 ○ DOWNSPOUT LOCATION
 → SWALE DIRECTION
- STREET LIGHT
 ▲ TRANSFORMER
 □ CABLE TV PEDESTAL
 □ BELL PEDESTAL
 [H] HYDRO METER
 ⊠ GAS METER
 ⊠ AIR-CONDITIONING UNIT
 (SP) SUMP PUMP
- F.FLR. FINISHED FLOOR ELEVATION
 T.WALL TOP OF FOUNDATION WALL
 F.SLAB FIN. BASEMENT FLOOR SLAB
 U/FTG. UNDERSIDE FOOTING ELEVATION
 100.00 PROPOSED 3:1 SLOPE
 (100.00) PROPOSED GRADE
 (100.00) EXISTING GRADE
 ×100.00 PROPOSED SWALE GRADE



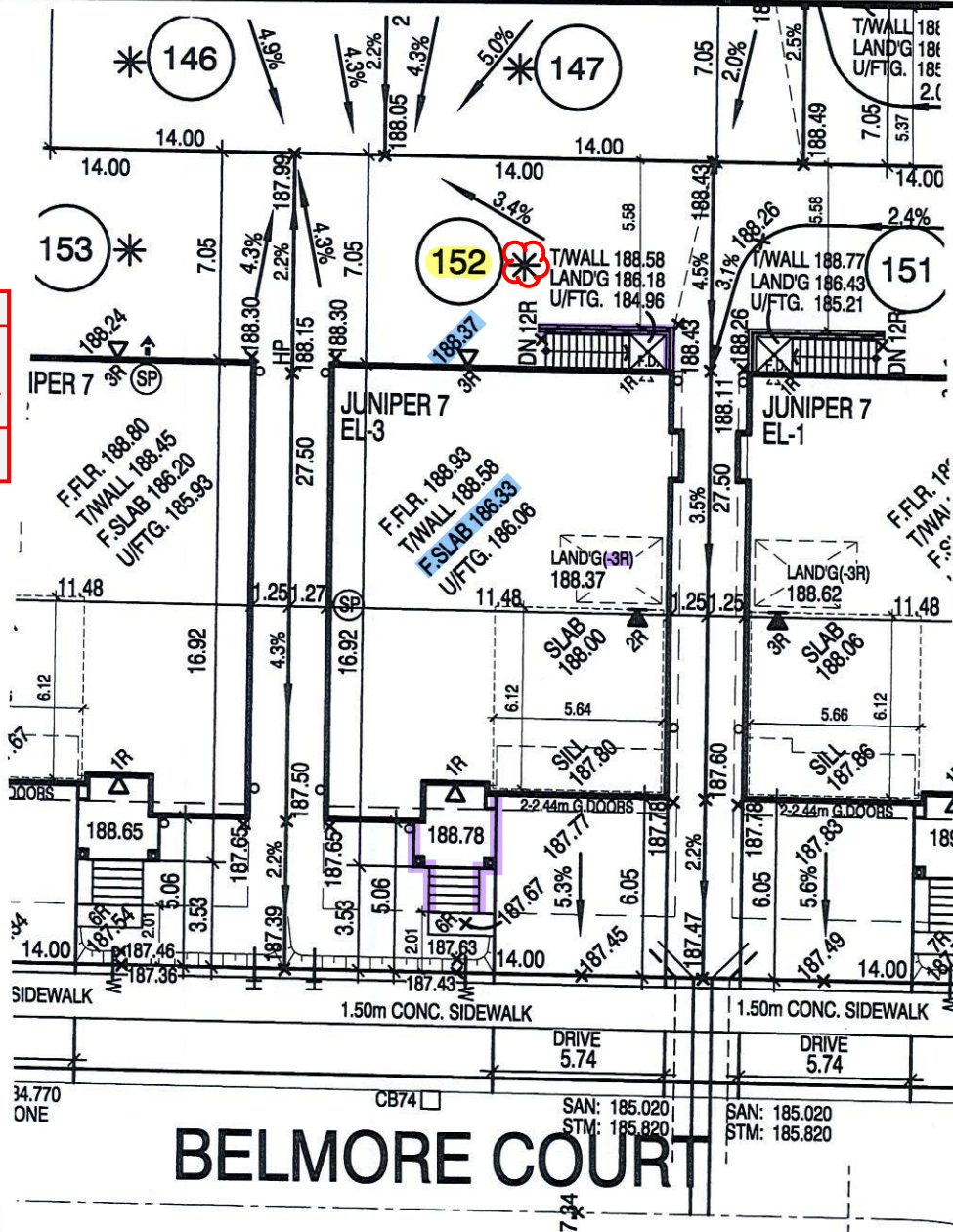
RECEIVED
 TOWN OF MILTON
 MAY 11, 2017
 17-6216
 BUILDING DIVISION

LEGEND

45 Min FRR
 45 Min FRR w/NC Cladding
 Guard/Handrail as per 9.8.
 2.04 m Backfill height as per 9.15.
 Siting to be read in conjunction with reviewed main model drawings

TOWN OF MILTON
 PLANNING AND DEVELOPMENT
 RMD1*223 ZONE

ZONING: APPROVED
 Sherri Jamieson MAY 17, 2017
 ZONING OFFICER DATE



The MUNICIPAL INFRASTRUCTURE Group Ltd.

LOT GRADING REVIEW

WE CERTIFY THAT THE PROPOSED GRADES AT THE LOT CORNERS ARE CORRECT, AND THAT THE LOT GRADING OF THE SUBJECT LOT IS IN CONFORMITY TO THE APPROVED SUBDIVISION GRADING PLANS AND TOWN STANDARDS.

LOT/BLK. NO.(S) LOT 152

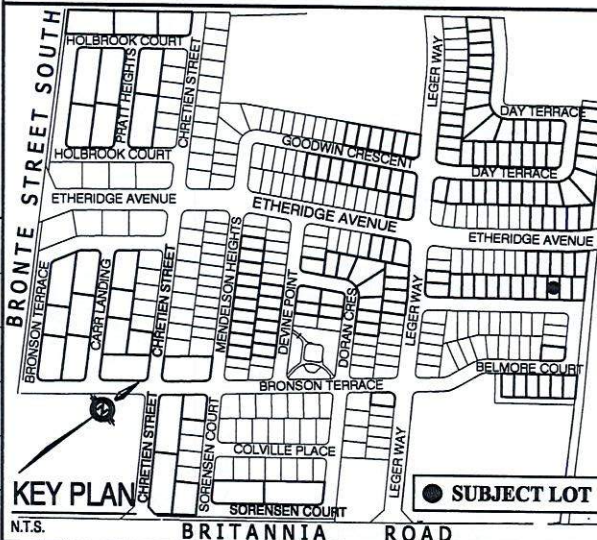
DATE: MAY 02 2017

5		
4		
3	APR. 27, 2017	REV. AS PER CLIENT'S COMMENTS AND RE-ISSUED FOR PERMIT.
2	MAR. 30, 2017	REV. AS PER ENG. COMMENTS AND ISSUED FOR PERMIT.
1	FEB. 23, 2017	ISSUED FOR ENGINEERS GRADING REVIEW.

REVISIONS:

SUMP PUMP TO BE CONNECTED TO STORM SEWER.

45 MINUTE RATED WALL WITH SIDE YARD < 1.2m



It is the builder's complete responsibility to ensure that all plans submitted for approval fully comply with the Architectural Guidelines and all applicable regulations and requirements including zoning provisions and any provisions in the subdivision agreement. The Control Architect is not responsible in any way for examining or approving site (lotting) plans or working drawings with respect to any zoning or building code or permit matter or that any house can be properly built or located on its lot.

This is to certify that these plans comply with the applicable Architectural Design Guidelines approved by the Town of MILTON.

ARCHITECTURAL REVIEW & APPROVAL

APR 28 2017

John G. Williams Limited, Architect



SCALE 1:250



LECCO RIDGE DEVELOPMENTS INC.

PROJ. No. 16-12 MUNICIPAL ADDRESS

LOT No. 152



The undersigned has reviewed and takes responsibility for this design and has the qualifications and meets the requirements set out in the Ontario Building Code to be a designer

QUALIFICATION INFORMATION
 Required unless design is exempt under Division C, Subsection 3.2.5 of the Building Code

Walter Boffa 21031
 NAME SIGNATURE BCIN

REGISTRATION INFORMATION
 Required unless design is exempt under Division C, Subsection 3.2.4 of the Building Code

Jardin design group Inc. 27763
 FIRM NAME BCIN

jardin
 DESIGN GROUP INC.

64 JARDIN DR. SUITE 3A
 VAUGHAN ONT. L4K 3P3
 TEL: 905 660-3377 FAX: 905 660-3713
 EMAIL: info@jardindesign.ca

REG. PLAN

PART OF LOT 6 CONCESSION 2, NEW SURVEY
 (GEOGRAPHIC TOWNSHIP OF TRAFALGAR)
 REGIONAL MUNICIPALITY OF HALTON
 20M-1184 TOWN OF MILTON

THE CONTRACTOR SHALL CHECK AND VERIFY ALL DIMENSIONS AND CONDITIONS ON SITE BEFORE PROCEEDING WITH CONSTRUCTION. ANY DISCREPANCIES SHALL BE REPORTED TO JARDIN DESIGN GROUP INC. PRIOR TO COMMENCEMENT OF WORK.
 JARDIN DESIGN GROUP INC. IS NOT RESPONSIBLE FOR THE ACCURACY OF SURVEY, STRUCTURAL OR ENGINEERING INFORMATION SHOWN ON THESE DRAWINGS OR FOR CONSTRUCTION STARTED PRIOR TO THE ISSUANCE OF A BUILDING PERMIT. REFER TO THE APPROPRIATE ENGINEERING DRAWINGS BEFORE PROCEEDING WITH WORK.

AS CONSTRUCTED INVERTS MUST BE VERIFIED PRIOR TO POURING FOOTINGS. JARDIN DESIGN GROUP INC. HAS NOT BEEN RETAINED TO CARRY OUT GENERAL REVIEW OF THE WORK AND ASSUMES NO RESPONSIBILITY FOR THE FAILURE OF THE CONTRACTOR OR SUB CONTRACTOR TO CARRY OUT THE WORK IN ACCORDANCE WITH THE CONTRACT DOCUMENTS.
 THIS DRAWING IS AN INSTRUMENT OF SERVICE, IS PROVIDED BY AND IS THE PROPERTY OF JARDIN DESIGN GROUP INC. THIS DRAWING IS NOT TO BE SCALED.