

- STORM CONNECTION  
--- SANITARY CONNECTION  
W- WATER CONNECTION  
H- HYDRO CONNECTION  
[ ] DOUBLE CATCH BASIN  
[ ] CATCH BASIN  
[ ] HYDRANT  
[ ] VALVE AND CHAMBER  
[ ] ENTRANCE DOOR LOCATION  
[ ] GARAGE DOOR LOCATION  
\* ENGINEERED FILL LOT  
[ ] SANITARY MANHOLE  
[ ] STORM MANHOLE  
[ ] COMMUNITY MAILBOX  
[ ] DOWNSPOUT LOCATION  
[ ] SWALE DIRECTION  
[ ] STREET LIGHT  
[ ] TRANSFORMER  
[ ] CABLE TV PEDESTAL  
[ ] BELL PEDESTAL  
[ ] HYDRO METER  
[ ] GAS METER  
[ ] AIR-CONDITIONING UNIT  
[ ] SUMP PUMP  
F.F.L. FINISHED FLOOR ELEVATION  
T/WALL TOP OF FOUNDATION WALL  
F.SLAB FIN. BASEMENT FLOOR SLAB  
U/FTG. UNDERSIDE FOOTING ELEVATION  
[ ] PROPOSED 3:1 SLOPE  
100.00 PROPOSED GRADE  
(100.00) EXISTING GRADE  
SW x100.00 PROPOSED SWALE GRADE

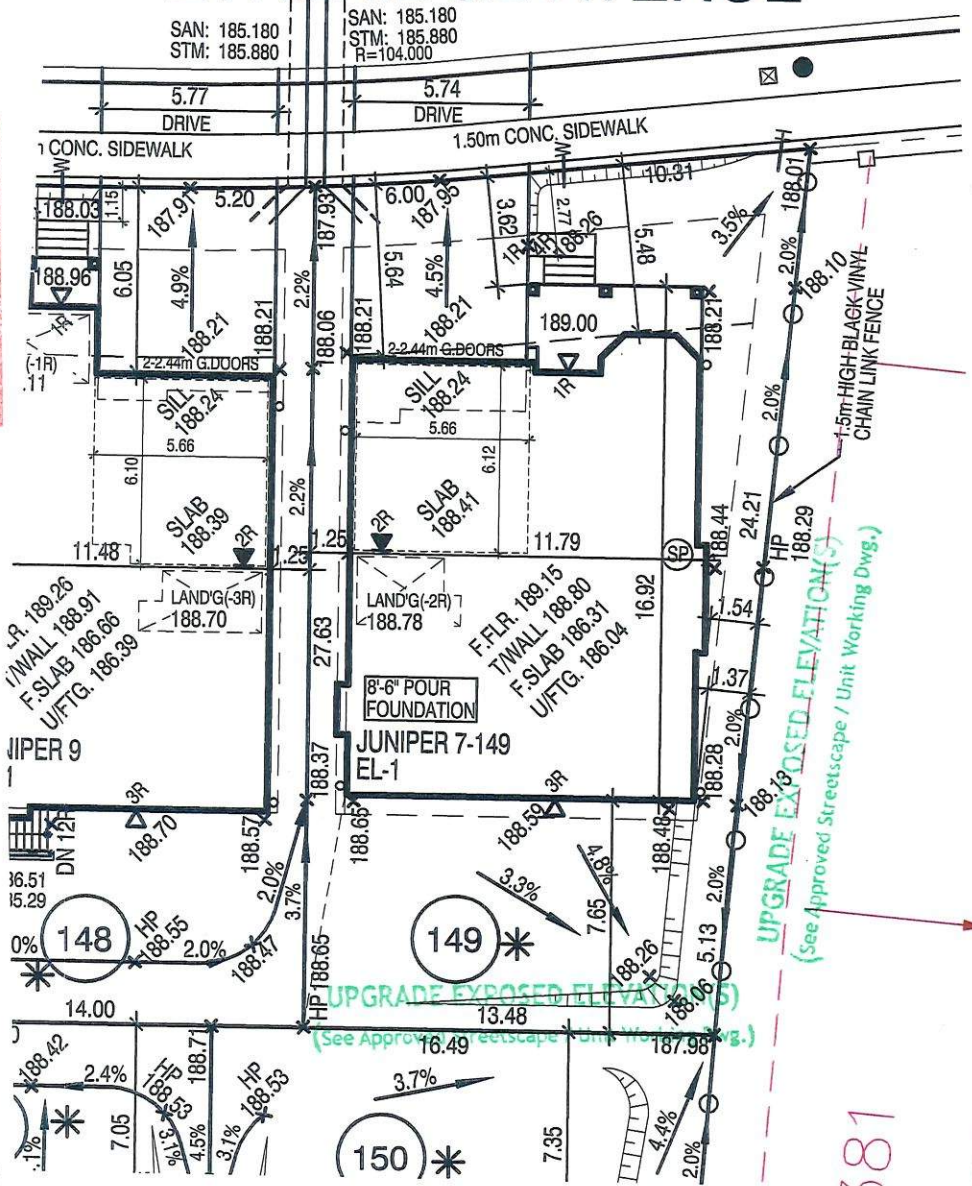


17-7101

# ETHERIDGE AVENUE

**LOT GRADING APPROVED**  
**JUN 02 2017**  
Town of Milton - Development Engineering

RECEIVED  
TOWN OF MILTON  
MAY 30 2017  
BLDG. DIVISION



## The MUNICIPAL INFRASTRUCTURE Group Ltd.

### LOT GRADING REVIEW

WE CERTIFY THAT THE PROPOSED GRADES AT THE LOT CORNERS ARE CORRECT, AND THAT THE LOT GRADING OF THE SUBJECT LOT IS IN CONFORMITY TO THE APPROVED SUBDIVISION GRADING PLANS AND TOWN STANDARDS.

LOT/BLK. NO.(S) .....

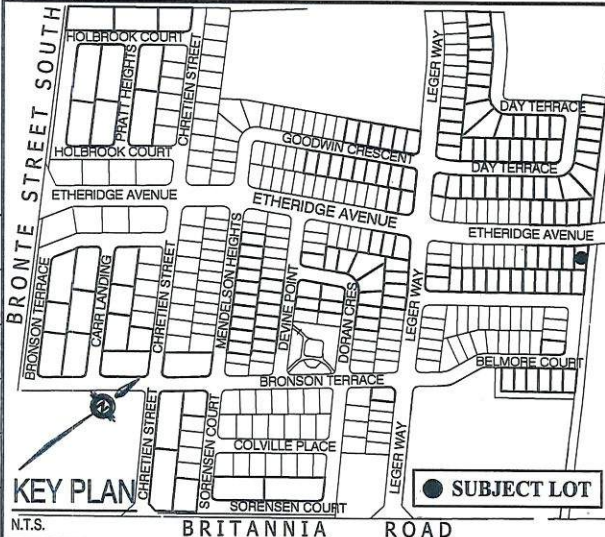
DATE:.....

5		
4		
3	APR. 25, 2017	REV. FOOTPRINT TO MATCH ARCH. DWG. AND RE-ISSUED FOR PERMIT
2	MAR. 30, 2017	REV. AS PER ENG. COMMENTS AND ISSUED FOR PERMIT.
1	FEB. 23, 2017	ISSUED FOR ENGINEERS GRADING REVIEW.

### REVISIONS:

**SUMP PUMP TO BE CONNECTED TO STORM SEWER.**

**45 MINUTE RATED WALL WITH SIDE YARD < 1.2m**



It is the builder's complete responsibility to ensure that all plans submitted for approval fully comply with the Architectural Guidelines and all applicable regulations and requirements including zoning provisions and any provisions in the subdivision agreement. The Control Architect is not responsible in any way for examining or approving site (lotting) plans or working drawings with respect to any zoning or building code or permit matter or that any house can be properly built or located on its lot.

This is to certify that these plans comply with the applicable Architectural Design Guidelines approved by the Town of MILTON.

**ARCHITECTURAL REVIEW & APPROVAL**  
**MAY 15 2017**  
John G. Williams Limited, Architect



## LECCO RIDGE DEVELOPMENTS INC.

PROJ. No. 16-12 MUNICIPAL ADDRESS  
LOT No. 149



The undersigned has reviewed and takes responsibility for this design and has the qualifications and meets the requirements set out in the Ontario Building Code to be a designer  
QUALIFICATION INFORMATION  
Required unless design is exempt under Division C, Subsection 3.2.5 of the building code  
Walter Botter 21031 BCIN  
REGISTRATION INFORMATION  
Required unless design is exempt under Division C, Subsection 3.2.4 of the building code  
jardin design group inc. 27763 BCIN  
FIRM NAME

## jardin DESIGN GROUP INC.

64 JARDIN DR. SUITE 3A  
VAUGHAN ONT. L4K 3P3  
TEL: 905 660-3377 FAX: 905 660-3713  
EMAIL: info@jardindesign.ca

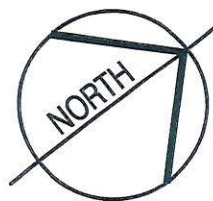
REG. PLAN  
PART OF LOT 6 CONCESSION 2, NEW SURVEY  
(GEOGRAPHIC TOWNSHIP OF TRAFALGAR)  
REGIONAL MUNICIPALITY OF HALTON  
20M-1184 TOWN OF MILTON

THE CONTRACTOR SHALL CHECK AND VERIFY ALL DIMENSIONS AND CONDITIONS ON SITE BEFORE PROCEEDING WITH CONSTRUCTION. ANY DISCREPANCIES SHALL BE REPORTED TO JARDIN DESIGN GROUP INC. PRIOR TO COMMENCEMENT OF WORK.  
JARDIN DESIGN GROUP INC. IS NOT RESPONSIBLE FOR THE ACCURACY OF SURVEY, STRUCTURAL OR ENGINEERING INFORMATION SHOWN ON THESE DRAWINGS OR FOR CONSTRUCTION STARTED PRIOR TO THE ISSUANCE OF A BUILDING PERMIT. REFER TO THE APPROPRIATE ENGINEERING DRAWINGS BEFORE PROCEEDING WITH WORK.

AS CONSTRUCTED INVERTS MUST BE VERIFIED PRIOR TO POURING FOOTINGS.  
JARDIN DESIGN GROUP INC. HAS NOT BEEN RETAINED TO CARRY OUT GENERAL REVIEW OF THE WORK AND ASSUMES NO RESPONSIBILITY FOR THE FAILURE OF THE CONTRACTOR OR SUB CONTRACTOR TO CARRY OUT THE WORK IN ACCORDANCE WITH THE CONTRACT DOCUMENTS.  
THIS DRAWING IS AN INSTRUMENT OF SERVICE, IS PROVIDED BY AND IS THE PROPERTY OF JARDIN DESIGN GROUP INC. THIS DRAWING IS NOT TO BE SCALED.



- STORM CONNECTION  
--- SANITARY CONNECTION  
W- WATER CONNECTION  
H- HYDRO CONNECTION  
□ DOUBLE CATCH BASIN  
□ CATCH BASIN  
○ HYDRANT  
⊗ VALVE AND CHAMBER
- △ ENTRANCE DOOR LOCATION  
▲ GARAGE DOOR LOCATION  
\* ENGINEERED FILL LOT  
● SANITARY MANHOLE  
○ STORM MANHOLE  
MAIL COMMUNITY MAILBOX  
○ DOWNSPOUT LOCATION  
← SWALE DIRECTION
- STREET LIGHT  
▲ TRANSFORMER  
⊗ CABLE TV PEDESTAL  
■ BELL PEDESTAL  
H HYDRO METER  
⊗ GAS METER  
⊗ AIR-CONDITIONING UNIT  
SP SUMP PUMP
- F.F.L. FINISHED FLOOR ELEVATION  
T/WALL TOP OF FOUNDATION WALL  
F.SLAB FIN. BASEMENT FLOOR SLAB  
U/FTG. UNDERSIDE FOOTING ELEVATION  
PROPOSED 3:1 SLOPE  
100.00 PROPOSED GRADE  
(100.00) EXISTING GRADE  
SW ×100.00 PROPOSED SWALE GRADE



17-7101

**TOWN OF MILTON**  
PLANNING AND DEVELOPMENT  
RMD1\*223 ZONE

**ZONING: APPROVED**  
Matthew Seymour JUN 8, 2017  
ZONING OFFICER DATE

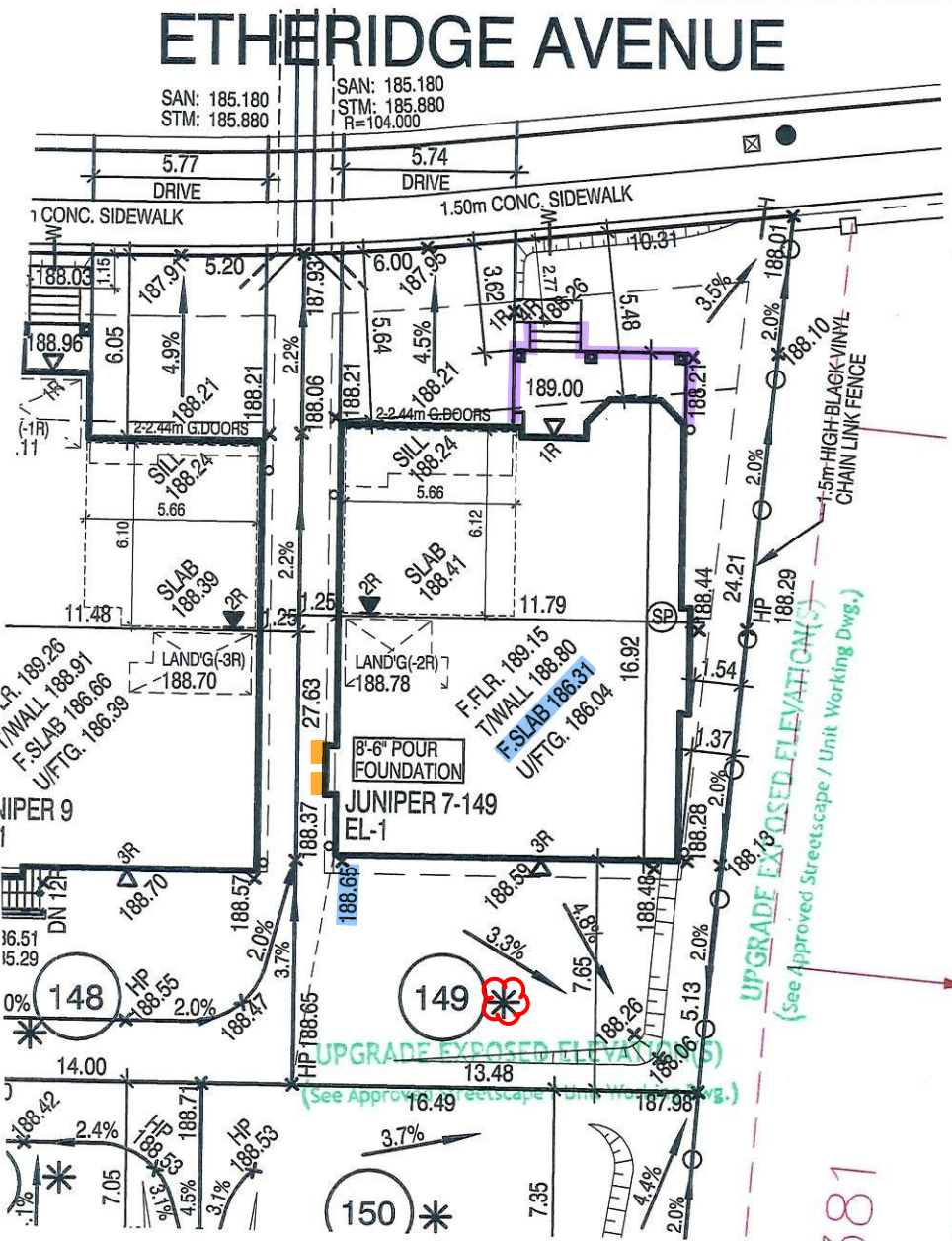
**LEGEND**

- 45 Min FRR
- 45 Min FRR w/NC Cladding
- Guard/Handrail as per 9.8.
- 2.34 m Backfill height as per 9.15.

Siting to be read in conjunction with reviewed main model drawings

**BACKFILL HEIGHT**  
10" Foundation wall  
shown on drawings.  
Backfill height OK

RECEIVED  
TOWN OF MILTON  
MAY 30 2017  
BLDG. DIVISION



### The MUNICIPAL INFRASTRUCTURE Group Ltd.

#### LOT GRADING REVIEW

WE CERTIFY THAT THE PROPOSED GRADES AT THE LOT CORNERS ARE CORRECT, AND THAT THE LOT GRADING OF THE SUBJECT LOT IS IN CONFORMITY TO THE APPROVED SUBDIVISION GRADING PLANS AND TOWN STANDARDS.

LOT/BLK. NO.(S) .....

DATE:.....

5		
4		
3	APR. 25, 2017	REV. FOOTPRINT TO MATCH ARCH. DWG. AND RE-ISSUED FOR PERMIT
2	MAR. 30, 2017	REV. AS PER ENG. COMMENTS AND ISSUED FOR PERMIT.
1	FEB. 23, 2017	ISSUED FOR ENGINEERS GRADING REVIEW.

#### REVISIONS:

**SUMP PUMP TO BE CONNECTED TO STORM SEWER.**

45 MINUTE RATED WALL  
WITH SIDE YARD < 1.2m

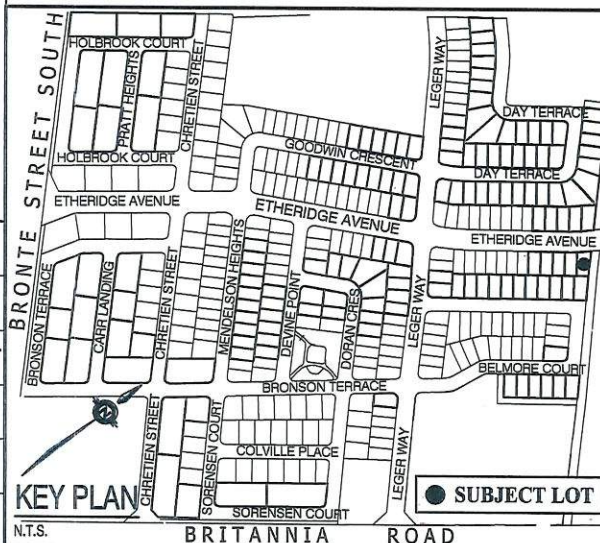
It is the builder's complete responsibility to ensure that all plans submitted for approval fully comply with the Architectural Guidelines and all applicable regulations and requirements including zoning provisions and any provisions in the subdivision agreement. The Control Architect is not responsible in any way for examining or approving site (lotting) plans or working drawings with respect to any zoning or building code or permit matter or that any house can be properly built or located on its lot.

This is to certify that these plans comply with the applicable Architectural Design Guidelines approved by the Town of MILTON.

ARCHITECTURAL REVIEW & APPROVAL

MAY 15 2017

John G. Williams Limited, Architect



LECCO RIDGE DEVELOPMENTS INC.

PROJ. No. 16-12 MUNICIPAL ADDRESS

LOT No. 149



The undersigned has reviewed and takes responsibility for this design and has the qualifications and meets the requirements set out in the Ontario Building Code to be a designer

QUALIFICATION INFORMATION  
Required unless design is exempt under Division C, Subsection 3.2.5 of the building code

Walter Botter 21037  
NAME SIGNATURE BCIN

REGISTRATION INFORMATION  
Required unless design is exempt under Division C, Subsection 3.2.4 of the building code

jardin design group inc. 27763  
FIRM NAME BCIN

**jardin**  
DESIGN GROUP INC.

64 JARDIN DR. SUITE 3A  
VAUGHAN ONT. L4K 3P3  
TEL: 905 660-3377 FAX: 905 660-3713  
EMAIL: info@jardindesign.ca

REG. PLAN

PART OF LOT 6 CONCESSION 2, NEW SURVEY  
(GEOGRAPHIC TOWNSHIP OF TRAFALGAR)  
REGIONAL MUNICIPALITY OF HALTON  
20M-1184 TOWN OF MILTON

THE CONTRACTOR SHALL CHECK AND VERIFY ALL DIMENSIONS AND CONDITIONS ON SITE BEFORE PROCEEDING WITH CONSTRUCTION. ANY DISCREPANCIES SHALL BE REPORTED TO JARDIN DESIGN GROUP INC. PRIOR TO COMMENCEMENT OF WORK.

JARDIN DESIGN GROUP INC. IS NOT RESPONSIBLE FOR THE ACCURACY OF SURVEY, STRUCTURAL OR ENGINEERING INFORMATION SHOWN ON THESE DRAWINGS OR FOR CONSTRUCTION STARTED PRIOR TO THE ISSUANCE OF A BUILDING PERMIT. REFER TO THE APPROPRIATE ENGINEERING DRAWINGS BEFORE PROCEEDING WITH WORK.

AS CONSTRUCTED INVERTS MUST BE VERIFIED PRIOR TO POURING FOOTINGS. JARDIN DESIGN GROUP INC. HAS NOT BEEN RETAINED TO CARRY OUT GENERAL REVIEW OF THE WORK AND ASSUMES NO RESPONSIBILITY FOR THE FAILURE OF THE CONTRACTOR OR SUB CONTRACTOR TO CARRY OUT THE WORK IN ACCORDANCE WITH THE CONTRACT DOCUMENTS. THIS DRAWING IS AN INSTRUMENT OF SERVICE, IS PROVIDED BY AND IS THE PROPERTY OF JARDIN DESIGN GROUP INC. THIS DRAWING IS NOT TO BE SCALED.