

--- STORM CONNECTION

--- SANITARY CONNECTION

W- WATER CONNECTION

H- HYDRO CONNECTION

□ DOUBLE CATCH BASIN

□ CATCH BASIN

○ HYDRANT

⊗ VALVE AND CHAMBER

△ ENTRANCE DOOR LOCATION

▲ GARAGE DOOR LOCATION

\* ENGINEERED FILL LOT

● SANITARY MANHOLE

○ STORM MANHOLE

MAIL COMMUNITY MAILBOX

○ DOWNSPOUT LOCATION

→ SWALE DIRECTION

● STREET LIGHT

▲ TRANSFORMER

⊠ CABLE TV PEDESTAL

■ BELL PEDESTAL

⊞ HYDRO METER

⊠ GAS METER

⊠ AIR-CONDITIONING UNIT

SP SUMP PUMP

F.FLR. FINISHED FLOOR ELEVATION

T/WALL TOP OF FOUNDATION WALL

F.SLAB FIN. BASEMENT FLOOR SLAB

U/FTG. UNDERSIDE FOOTING ELEVATION

TTT PROPOSED 3:1 SLOPE

100.00 PROPOSED GRADE

(100.00) EXISTING GRADE

SW ×100.00 PROPOSED SWALE GRADE

NORTH

RECEIVED  
TOWN OF MILTON  
APR 7, 2017  
17-4691  
BUILDING DIVISION

TOWN OF MILTON  
PLANNING AND DEVELOPMENT  
RMD1\*223 ZONE

ZONING: **APPROVED**  
ROBIN CAMPBELL  
ZONING OFFICER

APR 22, 2017  
DATE

LEGEND

45 Min FRR

45 Min FRR w/NC Cladding

Guard/Handrail as per 9.8.

Backfill height as per 9.15.

2.1 m

Siting to be read in conjunction with reviewed main model drawings

SUMP PUMP TO DISCHARGE TO SPLASH PAD.

The MUNICIPAL INFRASTRUCTURE Group Ltd.

LOT GRADING REVIEW

WE CERTIFY THAT THE PROPOSED GRADES AT THE LOT CORNERS ARE CORRECT, AND THAT THE LOT GRADING OF THE SUBJECT LOT IS IN CONFORMITY TO THE APPROVED SUBDIVISION GRADING PLANS AND TOWN STANDARDS.

LOT/BLK. NO.(S) LOT 101  
DATE: MAR 3 1 2017

5		
4		
3		
2	MAR. 16, 2017	REV. AS PER ENG. COMMENTS AND ISSUED FOR PERMIT.
1	FEB. 16, 2017	ISSUED FOR ENGINEERS GRADING REVIEW.

REVISIONS:

45 MINUTE RATED WALL WITH SIDE YARD < 1.2m

It is the builder's complete responsibility to ensure that all plans submitted for approval fully comply with the Architectural Guidelines and all applicable regulations and requirements including zoning provisions and any provisions in the subdivision agreement. The Control Architect is not responsible in any way for examining or approving site (lotting) plans or working drawings with respect to any zoning or building code or permit matter or that any house can be properly built or located on its lot.

This is to certify that these plans comply with the applicable Architectural Design Guidelines approved by the Town of MILTON.

ARCHITECTURAL REVIEW & APPROVAL  
MAR 24 2017  
John G. Williams Limited, Architect

LECCO RIDGE DEVELOPMENTS INC.

PROJ. No. 16-12 MUNICIPAL ADDRESS  
LOT No. 101

The undersigned has reviewed and takes responsibility for this design and has the qualifications and meets the requirements set out in the Ontario Building Code to be a designer

QUALIFICATION INFORMATION  
Required unless design is exempt under Division C, Subsection 3.2.5 of the building code  
Walter Bother WBE 21031  
NAME SIGNATURE BCIN  
REGISTRATION INFORMATION  
Required unless design is exempt under Division C, Subsection 3.2.4 of the building code  
jardin design group inc. 27763  
FIRM NAME BCIN

jardin  
DESIGN GROUP INC.

64 JARDIN DR. SUITE 3A  
VAUGHAN ONT. L4K 3P3  
TEL: 905 660-3377 FAX: 905 660-3713  
EMAIL: info@jardindesign.ca

REG. PLAN  
PART OF LOT 6 CONCESSION 2, NEW SURVEY  
(GEOGRAPHIC TOWNSHIP OF TRAFALGAR)  
REGIONAL MUNICIPALITY OF HALTON  
20M-1184 TOWN OF MILTON

THE CONTRACTOR SHALL CHECK AND VERIFY ALL DIMENSIONS AND CONDITIONS ON SITE BEFORE PROCEEDING WITH CONSTRUCTION. ANY DISCREPANCIES SHALL BE REPORTED TO JARDIN DESIGN GROUP INC. PRIOR TO COMMENCEMENT OF WORK.  
JARDIN DESIGN GROUP INC. IS NOT RESPONSIBLE FOR THE ACCURACY OF SURVEY, STRUCTURAL OR ENGINEERING INFORMATION SHOWN ON THESE DRAWINGS OR FOR CONSTRUCTION STARTED PRIOR TO THE ISSUANCE OF A BUILDING PERMIT. REFER TO THE APPROPRIATE ENGINEERING DRAWINGS BEFORE PROCEEDING WITH WORK.

AS CONSTRUCTED INVERTS MUST BE VERIFIED PRIOR TO POURING FOOTINGS.  
JARDIN DESIGN GROUP INC. HAS NOT BEEN RETAINED TO CARRY OUT GENERAL REVIEW OF THE WORK AND ASSUMES NO RESPONSIBILITY FOR THE FAILURE OF THE CONTRACTOR OR SUB CONTRACTOR TO CARRY OUT THE WORK IN ACCORDANCE WITH THE CONTRACT DOCUMENTS.  
THIS DRAWING IS AN INSTRUMENT OF SERVICE, IS PROVIDED BY AND IS THE PROPERTY OF JARDIN DESIGN GROUP INC. THIS DRAWING IS NOT TO BE SCALED.

- ---

W---

H---

□

□

○

○

○

○

STORM CONNECTION

SANITARY CONNECTION

WATER CONNECTION

HYDRO CONNECTION

DOUBLE CATCH BASIN

CATCH BASIN

HYDRANT

VALVE AND CHAMBER
- △

▲

\*

●

○

MAIL

○

←
- ENTRANCE DOOR LOCATION

GARAGE DOOR LOCATION

ENGINEERED FILL LOT

SANITARY MANHOLE

STORM MANHOLE

COMMUNITY MAILBOX

DOWNSPOUT LOCATION

SWALE DIRECTION

●

▲

⊠

■

⊞

⊞

⊞

⊞

⊞

⊞

STREET LIGHT

TRANSFORMER

CABLE TV PEDESTAL

BELL PEDESTAL

HYDRO METER

GAS METER

AIR-CONDITIONING UNIT

SUMP PUMP

F.FLR.

T/WALL

F.SLAB

U/FTG.

TTTT

100.00

(100.00)

SW

×100.00

FINISHED FLOOR ELEVATION

TOP OF FOUNDATION WALL

FIN. BASEMENT FLOOR SLAB


UNDERSIDE FOOTING ELEVATION

PROPOSED 3:1 SLOPE

PROPOSED GRADE

EXISTING GRADE


PROPOSED SWALE GRADE



**LOT GRADING APPROVED**

APR 27 2017

Town of Milton - Development Engineering



**SUMP PUMP TO DISCHARGE TO SPLASH PAD.**

**The MUNICIPAL INFRASTRUCTURE Group Ltd.**

**LOT GRADING REVIEW**

WE CERTIFY THAT THE PROPOSED GRADES AT THE LOT CORNERS ARE CORRECT, AND THAT THE LOT GRADING OF THE SUBJECT LOT IS IN CONFORMITY TO THE APPROVED SUBDIVISION GRADING PLANS AND TOWN STANDARDS.

LOT/BLK. NO.(S) LOT 101  
DATE: MAR 31 2017

5	
4	
3	
2	MAR. 16, 2017 REV. AS PER ENG. COMMENTS AND ISSUED FOR PERMIT.
1	FEB. 16, 2017 ISSUED FOR ENGINEERS GRADING REVIEW.

**REVISIONS:**



**LECCO RIDGE DEVELOPMENTS INC.**

PROJ. No. 16-12	MUNICIPAL ADDRESS
LOT No. 101	



The undersigned has reviewed and takes responsibility for this design and has the qualifications and meets the requirements set out in the Ontario Building Code to be a designer

QUALIFICATION INFORMATION  
Required unless design is exempt under Division C, Subsection 3.2.5 of the building code

Walter Botter  
NAME  
SIGNATURE  
21037 BCIN

REGISTRATION INFORMATION  
Required unless design is exempt under Division C, Subsection 3.2.4 of the building code

jardin design group inc. 27763 BCIN

FIRM NAME

**jardin**  
DESIGN GROUP INC.

64 JARDIN DR. SUITE 3A  
VAUGHAN ONT. L4K 3P3  
TEL: 905 660-3377 FAX: 905 660-3713  
EMAIL: info@jardindesign.ca

REG. PLAN  
PART OF LOT 6 CONCESSION 2, NEW SURVEY  
(GEOGRAPHIC TOWNSHIP OF TRAFALGAR)  
REGIONAL MUNICIPALITY OF HALTON  
20M-1184 TOWN OF MILTON

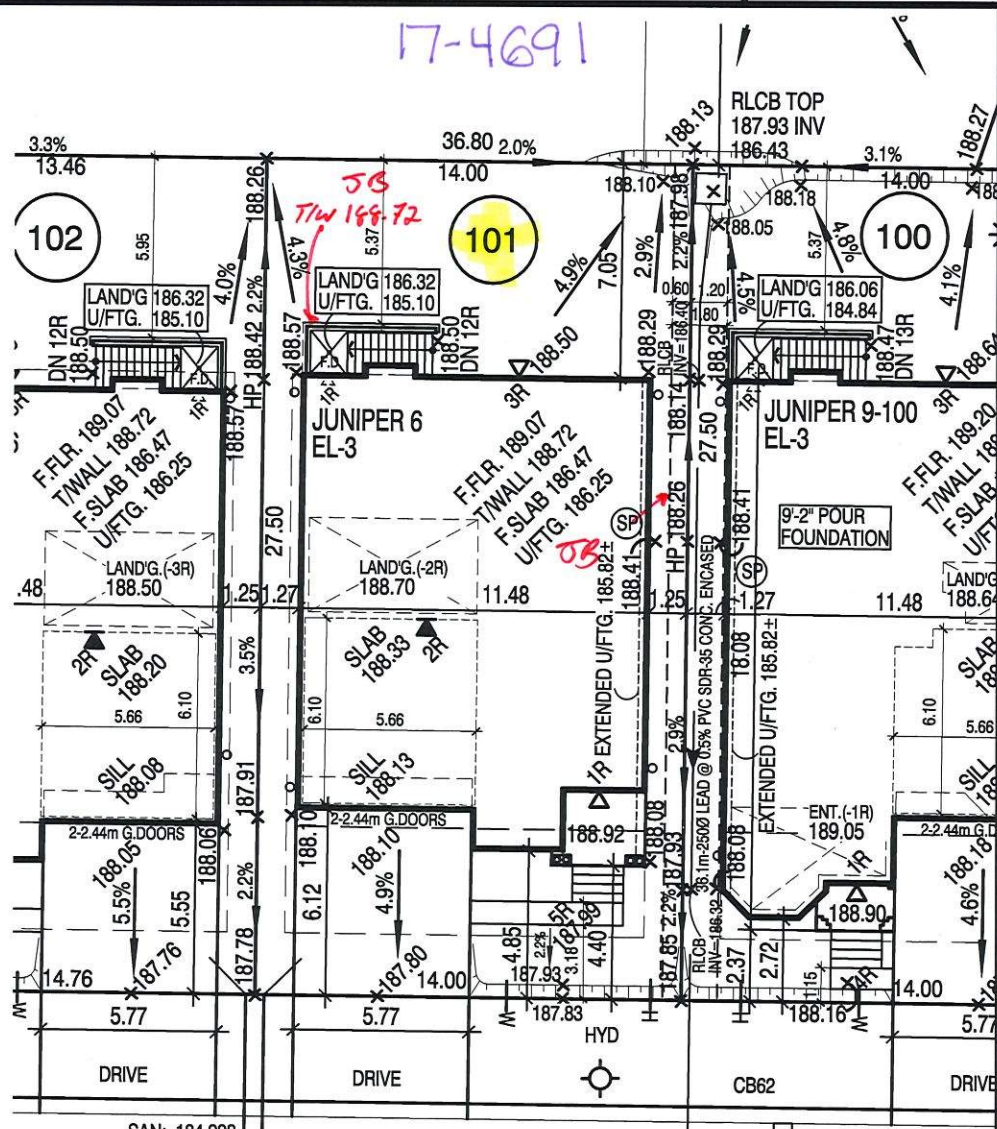
THE CONTRACTOR SHALL CHECK AND VERIFY ALL DIMENSIONS AND CONDITIONS ON SITE BEFORE PROCEEDING WITH CONSTRUCTION. ANY DISCREPANCIES SHALL BE REPORTED TO JARDIN DESIGN GROUP INC. PRIOR TO COMMENCEMENT OF WORK.

JARDIN DESIGN GROUP INC. IS NOT RESPONSIBLE FOR THE ACCURACY OF SURVEY, STRUCTURAL OR ENGINEERING INFORMATION SHOWN ON THESE DRAWINGS OR FOR CONSTRUCTION STARTED PRIOR TO THE ISSUANCE OF A BUILDING PERMIT. REFER TO THE APPROPRIATE ENGINEERING DRAWINGS BEFORE PROCEEDING WITH WORK.

AS CONSTRUCTED INVERTS MUST BE VERIFIED PRIOR TO POURING FOOTINGS.

JARDIN DESIGN GROUP INC. HAS NOT BEEN RETAINED TO CARRY OUT GENERAL REVIEW OF THE WORK AND ASSUMES NO RESPONSIBILITY FOR THE FAILURE OF THE CONTRACTOR OR SUB CONTRACTOR TO CARRY OUT THE WORK IN ACCORDANCE WITH THE CONTRACT DOCUMENTS.

THIS DRAWING IS AN INSTRUMENT OF SERVICE, IS PROVIDED BY AND IS THE PROPERTY OF JARDIN DESIGN GROUP INC. THIS DRAWING IS NOT TO BE SCALED.



**DAY TERRACE**

RECEIVED  
TOWN OF MILTON  
APR 07 2017  
BLDG. DIVISION

45 MINUTE RATED WALL  
WITH SIDE YARD < 1.2m

It is the builder's complete responsibility to ensure that all plans submitted for approval fully comply with the Architectural Guidelines and all applicable regulations and requirements including zoning provisions and any provisions in the subdivision agreement. The Control Architect is not responsible in any way for examining or approving site (lotting) plans or working drawings with respect to any zoning or building code or permit matter or that any house can be properly built or located on its lot.

This is to certify that these plans comply with the applicable Architectural Design Guidelines approved by the Town of MILTON.

ARCHITECTURAL REVIEW & APPROVAL  
MAR 24 2017  
John G. Williams Limited, Architect

