

- STORM CONNECTION

SANITARY CONNECTION
- W---
- WATER CONNECTION

H---

□

□

⊙

⊗

△

★

✱

●

○

MAIL

○

→

●

▲

□

■

Ⓜ

⊕

⊗

SP

F.FLR.

T/WALL

F.SLAB

U/FTG.

|||||

100.00

(100.00)

SW

×100.00

NORTH

17-6235

LOT GRADING APPROVED

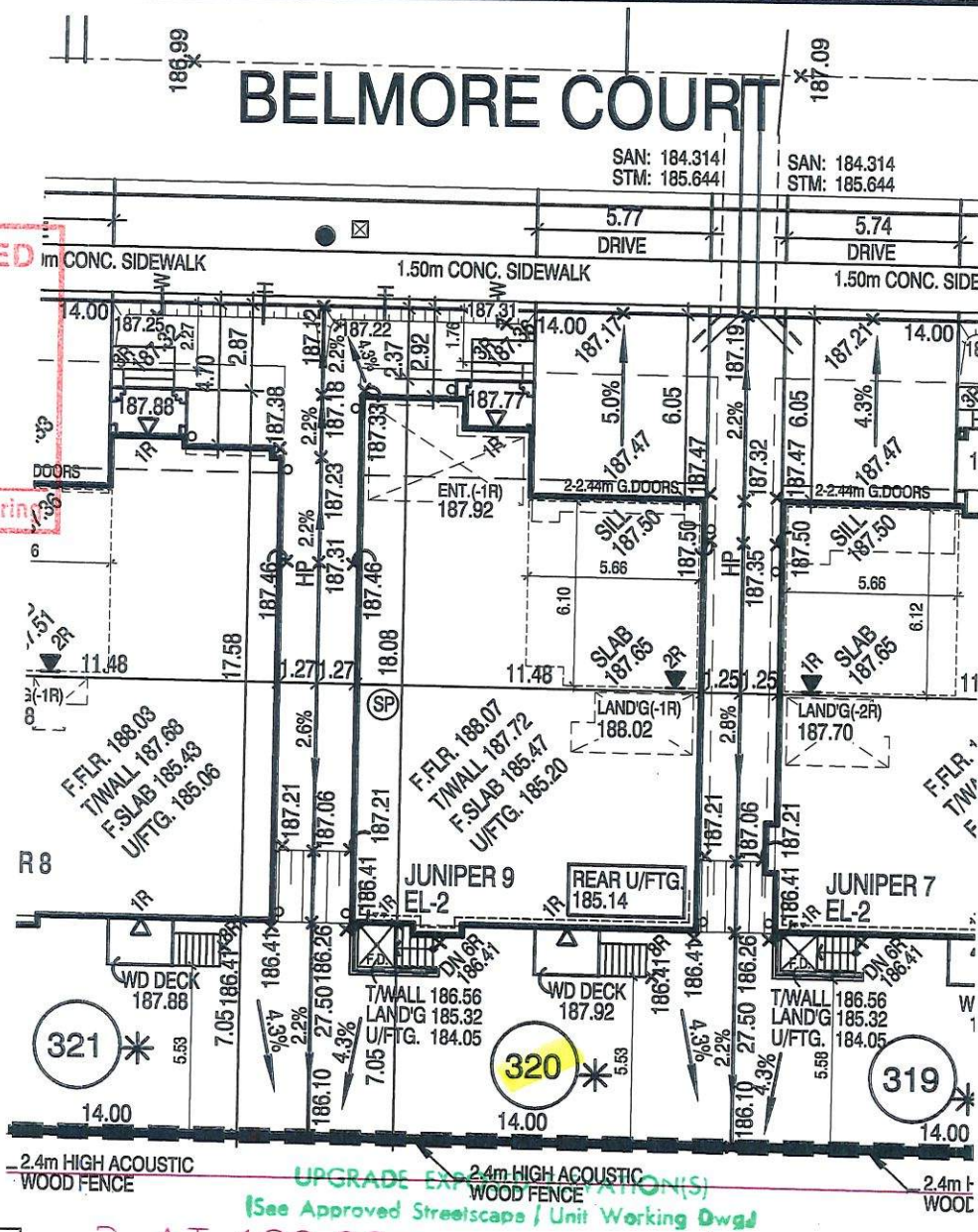
MAY 19 2017

Town of Milton - Development Engineering

RECEIVED
TOWN OF MILTON

MAY 11 2017

BLDG. DIVISION



The MUNICIPAL INFRASTRUCTURE Group Ltd.

LOT GRADING REVIEW

WE CERTIFY THAT THE PROPOSED GRADES AT THE LOT CORNERS ARE CORRECT, AND THAT THE LOT GRADING OF THE SUBJECT LOT IS IN CONFORMITY TO THE APPROVED SUBDIVISION GRADING PLANS AND TOWN STANDARDS.

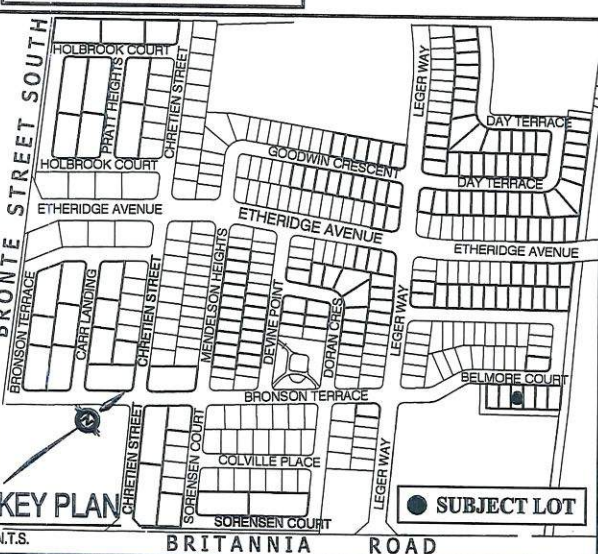
LOT/BLK. NO.(S) Lot 320

DATE: MAY 02 2017

5		
4	APR. 27, 2017	REV. AS PER CLIENT'S COMMENTS AND RE-ISSUED FOR PERMIT.
3	APR. 5, 2017	REV. AS PER ENG. COMMENTS AND RE-ISSUED FOR PERMIT.
2	MAR. 30, 2017	REV. AS PER ENG. COMMENTS AND ISSUED FOR PERMIT.
1	MAR. 1, 2017	ISSUED FOR ENGINEERS GRADING REVIEW.

REVISIONS:

SUMP PUMP TO BE CONNECTED TO STORM SEWER.



45 MINUTE RATED WALL WITH SIDE YARD < 1.2m

It is the builder's complete responsibility to ensure that all plans submitted for approval fully comply with the Architectural Guidelines and all applicable regulations and requirements including zoning provisions and any provisions in the subdivision agreement. The Control Architect is not responsible in any way for examining or approving site (lotting) plans or working drawings with respect to any zoning or building code or permit matter or that any house can be properly built or located on its lot.

This is to certify that these plans comply with the applicable Architectural Design Guidelines approved by the Town of MILTON.

ARCHITECTURAL REVIEW & APPROVAL

APR 28 2017

John G. Williams Limited, Architect



LECCO RIDGE DEVELOPMENTS INC.

PROJ. No. 16-12 MUNICIPAL ADDRESS

LOT No. 320



The undersigned has reviewed and takes responsibility for this design and has the qualifications and meets the requirements set out in the Ontario Building Code to be a designer

QUALIFICATION INFORMATION

Required unless design is exempt under Division C, Subsection 3.2.5 of the building code

Walter Boffa 21031

NAME SIGNATURE BCIN

REGISTRATION INFORMATION

Required unless design is exempt under Division C, Subsection 3.2.4 of the building code

Jardin design group inc. 27763

FIRM NAME BCIN

JARDIN DESIGN GROUP INC.

64 JARDIN DR. SUITE 3A
VAUGHAN ONT. L4K 3P3
TEL: 905 660-3377 FAX: 905 660-3711
EMAIL: info@jardindesign.ca

REG. PLAN

PART OF LOT 6 CONCESSION 2, NEW SURVEY (GEOGRAPHIC TOWNSHIP OF TRAFALGAR) REGIONAL MUNICIPALITY OF HALTON 20M-1184 TOWN OF MILTON

THE CONTRACTOR SHALL CHECK AND VERIFY ALL DIMENSIONS AND CONDITIONS ON SITE BEFORE PROCEEDING WITH CONSTRUCTION. ANY DISCREPANCIES SHALL BE REPORTED TO JARDIN DESIGN GROUP INC. PRIOR TO COMMENCEMENT OF WORK.

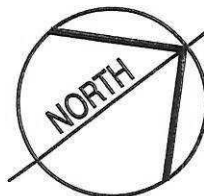
JARDIN DESIGN GROUP INC. IS NOT RESPONSIBLE FOR THE ACCURACY OF SURVEY, STRUCTURAL OR ENGINEERING INFORMATION SHOWN ON THESE DRAWINGS OR FOR CONSTRUCTION STARTED PRIOR TO THE ISSUANCE OF A BUILDING PERMIT. REFER TO THE APPROPRIATE ENGINEERING DRAWINGS BEFORE PROCEEDING WITH WORK.

AS CONSTRUCTED INVERTS MUST BE VERIFIED PRIOR TO POURING FOOTINGS.

JARDIN DESIGN GROUP INC. HAS NOT BEEN RETAINED TO CARRY OUT GENERAL REVIEW OF THE WORK AND ASSUMES NO RESPONSIBILITY FOR THE FAILURE OF THE CONTRACTOR OR SUB CONTRACTOR TO CARRY OUT THE WORK IN ACCORDANCE WITH THE CONTRACT DOCUMENTS.

THIS DRAWING IS AN INSTRUMENT OF SERVICE, IS PROVIDED BY AND IS THE PROPERTY OF JARDIN DESIGN GROUP INC. THIS DRAWING IS NOT TO BE SCALED

- STORM CONNECTION
--- SANITARY CONNECTION
W- WATER CONNECTION
H- HYDRO CONNECTION
□ DOUBLE CATCH BASIN
□ CATCH BASIN
○ HYDRANT
⊗ VALVE AND CHAMBER
- △ ENTRANCE DOOR LOCATION
▲ GARAGE DOOR LOCATION
* ENGINEERED FILL LOT
● SANITARY MANHOLE
○ STORM MANHOLE
MAIL COMMUNITY MAILBOX
○ DOWNSPOUT LOCATION
← SWALE DIRECTION
- STREET LIGHT
▲ TRANSFORMER
□ CABLE TV PEDESTAL
■ BELL PEDESTAL
H HYDRO METER
◇ GAS METER
⊠ AIR-CONDITIONING UNIT
SP SUMP PUMP
- F.FLR. FINISHED FLOOR ELEVATION
T/WALL TOP OF FOUNDATION WALL
F.SLAB FIN. BASEMENT FLOOR SLAB
U/FTG. UNDERSIDE FOOTING ELEVATION
PROPOSED 3:1 SLOPE
100.00 PROPOSED GRADE
(100.00) EXISTING GRADE
SW
x100.00 PROPOSED SWALE GRADE



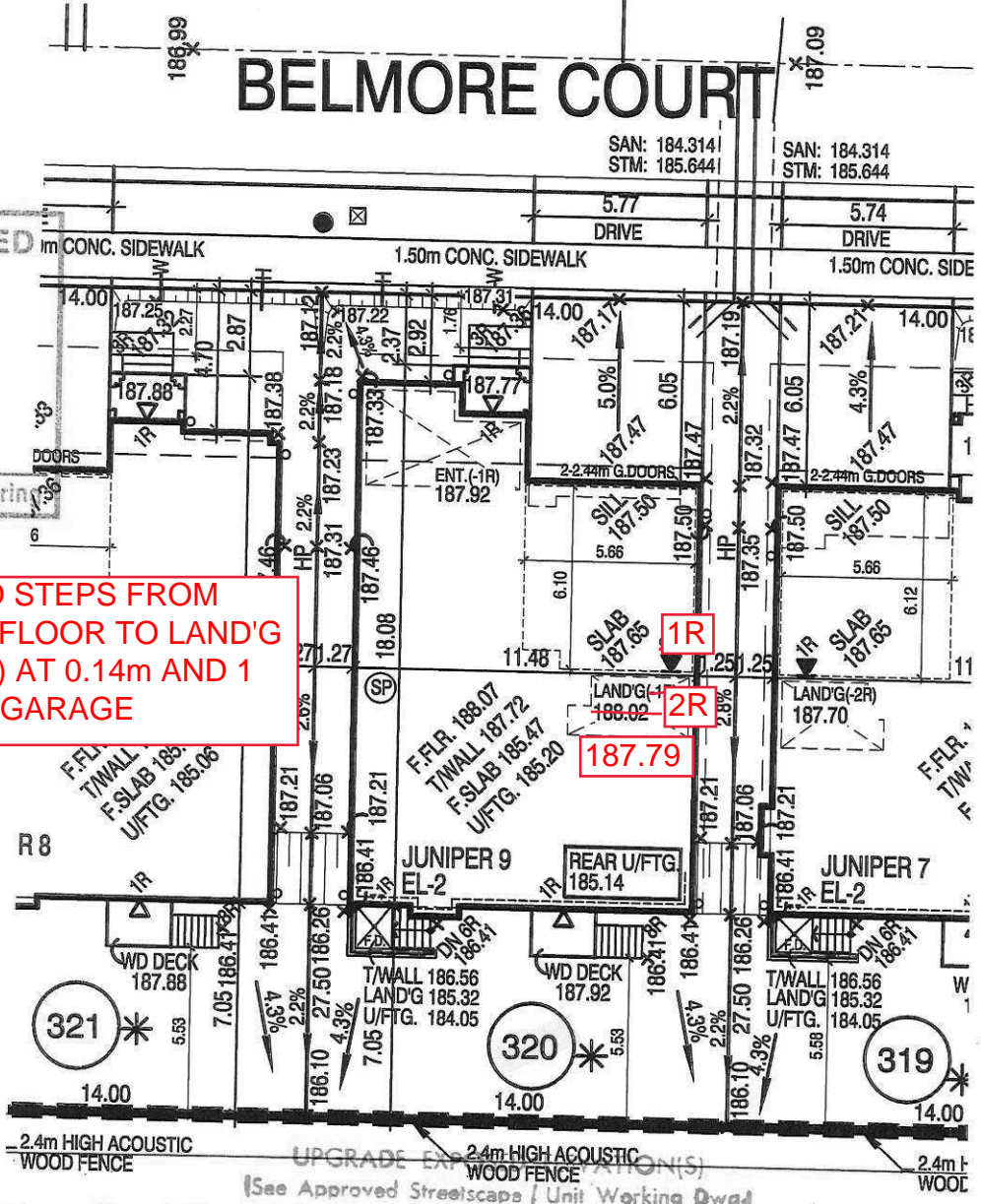
17-6235

BELMORE COURT

LOT GRADING APPROVED
MAY 19 2017
Town of Milton - Development Engineering

RECEIVED
TOWN OF MILTON
MAY 11 2017
BLDG. DIVISION

****REVISED STEPS FROM
FINISHED FLOOR TO LAND'G
(2 RISERS) AT 0.14m AND 1
RISER TO GARAGE**



The MUNICIPAL INFRASTRUCTURE Group Ltd.

LOT GRADING REVIEW

WE CERTIFY THAT THE PROPOSED GRADES AT THE LOT CORNERS ARE CORRECT, AND THAT THE LOT GRADING OF THE SUBJECT LOT IS IN CONFORMITY TO THE APPROVED SUBDIVISION GRADING PLANS AND TOWN STANDARDS.

LOT/BLK. NO.(S) Lot 320

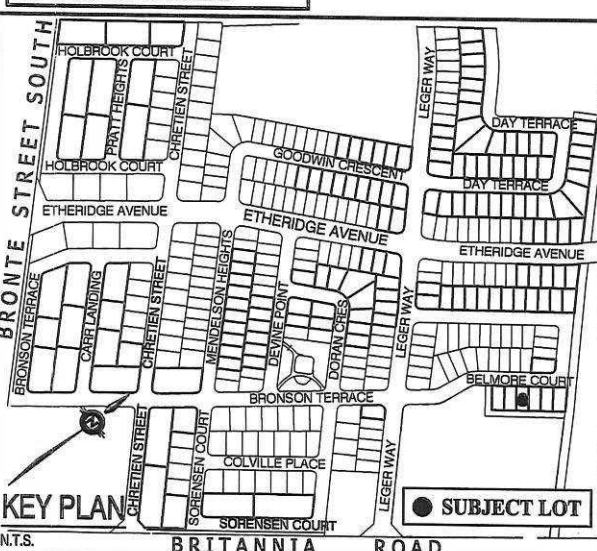
DATE: MAY 02 2017

5		
4	APR. 27, 2017	REV. AS PER CLIENT'S COMMENTS AND RE-ISSUED FOR PERMIT.
3	APR. 5, 2017	REV. AS PER ENG. COMMENTS AND RE-ISSUED FOR PERMIT.
2	MAR. 30, 2017	REV. AS PER ENG. COMMENTS AND ISSUED FOR PERMIT.
1	MAR. 1, 2017	ISSUED FOR ENGINEERS GRADING REVIEW.

REVISIONS:

**SUMP PUMP TO BE
CONNECTED
TO STORM SEWER.**

**45 MINUTE RATED WALL
WITH SIDE YARD < 1.2m**



It is the builder's complete responsibility to ensure that all plans submitted for approval fully comply with the Architectural Guidelines and all applicable regulations and requirements including zoning provisions and any provisions in the subdivision agreement. The Control Architect is not responsible in any way for examining or approving site (lotting) plans or working drawings with respect to any zoning or building code or permit matter or that any house can be properly built or located on its lot.

This is to certify that these plans comply with the applicable Architectural Design Guidelines approved by the Town of MILTON.

ARCHITECTURAL REVIEW & APPROVAL

APR 28 2017

John G. Williams Limited, Architect



LECCO RIDGE DEVELOPMENTS INC.

PROJ. No. 16-12 MUNICIPAL ADDRESS
LOT No. 320



The undersigned has reviewed and takes responsibility for this design and has the qualifications and meets the requirements set out in the Ontario Building Code to be a designer
QUALIFICATION INFORMATION
Required unless design is exempt under Division C, Subsection 3.2.5 of the building code
Walter Boffa WBE 21031
NAME SIGNATURE BCIN
REGISTRATION INFORMATION
Required unless design is exempt under Division C, Subsection 3.2.4 of the building code
jardin design group inc. 27763
FIRM NAME BCIN

jardin DESIGN GROUP INC.

64 JARDIN DR. SUITE 3A
VAUGHAN ONT. L4K 3P3
TEL: 905 660-3377 FAX: 905 660-371
EMAIL: info@jardindesign.ca

REG. PLAN
PART OF LOT 6 CONCESSION 2, NEW SURVEY
(GEOGRAPHIC TOWNSHIP OF TRAFALGAR)
REGIONAL MUNICIPALITY OF HALTON
20M-1184 TOWN OF MILTON

THE CONTRACTOR SHALL CHECK AND VERIFY ALL DIMENSIONS AND CONDITIONS ON SITE BEFORE PROCEEDING WITH CONSTRUCTION. ANY DISCREPANCIES SHALL BE REPORTED TO JARDIN DESIGN GROUP INC. PRIOR TO COMMENCEMENT OF WORK.
JARDIN DESIGN GROUP INC. IS NOT RESPONSIBLE FOR THE ACCURACY OF SURVEY, STRUCTURAL OR ENGINEERING INFORMATION SHOWN ON THESE DRAWINGS OR FOR CONSTRUCTION STARTED PRIOR TO THE ISSUANCE OF A BUILDING PERMIT. REFER TO THE APPROPRIATE ENGINEERING DRAWINGS BEFORE PROCEEDING WITH WORK.

AS CONSTRUCTED INVERTS MUST BE VERIFIED PRIOR TO POURING FOOTINGS.
JARDIN DESIGN GROUP INC. HAS NOT BEEN RETAINED TO CARRY OUT GENERAL REVIEW OF THE WORK AND ASSUMES NO RESPONSIBILITY FOR THE FAILURE OF THE CONTRACTOR OR SUB CONTRACTOR TO CARRY OUT THE WORK IN ACCORDANCE WITH THE CONTRACT DOCUMENTS.
THIS DRAWING IS AN INSTRUMENT OF SERVICE, IS PROVIDED BY AND IS THE PROPERTY OF JARDIN DESIGN GROUP INC. THIS DRAWING IS NOT TO BE SCALED

STORM CONNECTION

SANITARY CONNECTION

W

WATER CONNECTION

H

□

□

⊙

⊗

△

▲

✱

●

○

MAIL

○

←

●

▲

⊠

■

Ⓜ

⊕

⊠

SP

F.FLR.

T/WALL

F.SLAB

U/FTG.

|||||

100.00

(100.00)

SW

x100.00

NORTH

RECEIVED
TOWN OF MILTON
MAY 11, 2017
17-6235
BUILDING DIVISION

LEGEND

45 Min FRR

45 Min FRR w/NC Cladding

Guard/Handrail as per 9.8.

Backfill height as per 9.15.

1.99 m

Siting to be read in conjunction with reviewed main model drawings

MILTON

TOWN OF MILTON
PLANNING AND DEVELOPMENT
RMD1*223 ZONE

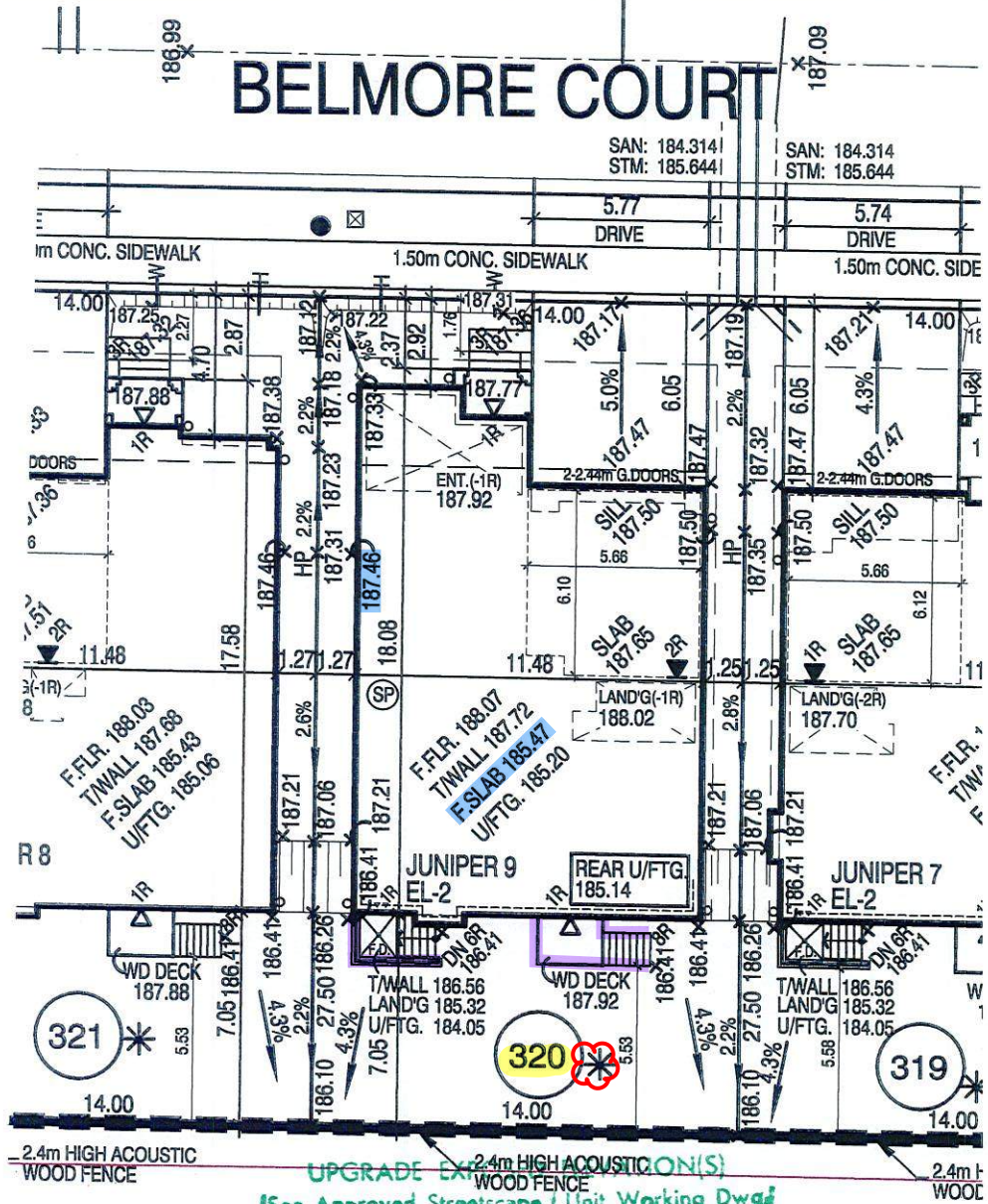
ZONING: APPROVED

Sherri Jamieson

MAY 17, 2017

ZONING OFFICER

DATE



The MUNICIPAL INFRASTRUCTURE Group Ltd.

LOT GRADING REVIEW

WE CERTIFY THAT THE PROPOSED GRADES AT THE LOT CORNERS ARE CORRECT, AND THAT THE LOT GRADING OF THE SUBJECT LOT IS IN CONFORMITY TO THE APPROVED SUBDIVISION GRADING PLANS AND TOWN STANDARDS.

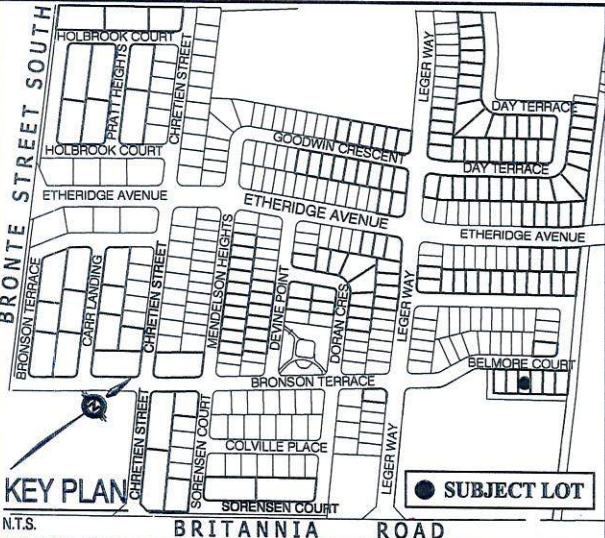
LOT/BLK. NO.(S) Lot 320

DATE: MAY 02 2017

5		
4	APR. 27, 2017	REV. AS PER CLIENT'S COMMENTS AND RE-ISSUED FOR PERMIT.
3	APR. 5, 2017	REV. AS PER ENG. COMMENTS AND RE-ISSUED FOR PERMIT.
2	MAR. 30, 2017	REV. AS PER ENG. COMMENTS AND ISSUED FOR PERMIT.
1	MAR. 1, 2017	ISSUED FOR ENGINEERS GRADING REVIEW.

REVISIONS:

SUMP PUMP TO BE CONNECTED TO STORM SEWER.



45 MINUTE RATED WALL WITH SIDE YARD < 1.2m

It is the builder's complete responsibility to ensure that all plans submitted for approval fully comply with the Architectural Guidelines and all applicable regulations and requirements including zoning provisions and any provisions in the subdivision agreement. The Control Architect is not responsible in any way for examining or approving site (lotting) plans or working drawings with respect to any zoning or building code or permit matter or that any house can be properly built or located on its lot.

This is to certify that these plans comply with the applicable Architectural Design Guidelines approved by the Town of MILTON.

ARCHITECTURAL REVIEW & APPROVAL
APR 28 2017
John G. Williams Limited, Architect



LECCO RIDGE DEVELOPMENTS INC.

PROJ. No. 16-12 MUNICIPAL ADDRESS

LOT No. 320



The undersigned has reviewed and takes responsibility for this design and has the qualifications and meets the requirements set out in the Ontario Building Code to be a designer

QUALIFICATION INFORMATION
Required unless design is exempt under Division C, Subsection 3.2.5 of the building code

Walter Bother
NAME
SIGNATURE
21031 BCIN

REGISTRATION INFORMATION
Required unless design is exempt under Division C, Subsection 3.2.4 of the building code

jardin design group inc.
FIRM NAME
27763 BCIN

jardin
DESIGN GROUP INC.

64 JARDIN DR. SUITE 3A
VAUGHAN ONT. L4K 3P3
TEL: 905 660-3377 FAX: 905 660-3713
EMAIL: info@jardindesign.ca

REG. PLAN

PART OF LOT 6 CONCESSION 2, NEW SURVEY
(GEOGRAPHIC TOWNSHIP OF TRAFALGAR)
REGIONAL MUNICIPALITY OF HALTON
20M-1184 TOWN OF MILTON

THE CONTRACTOR SHALL CHECK AND VERIFY ALL DIMENSIONS AND CONDITIONS ON SITE BEFORE PROCEEDING WITH CONSTRUCTION. ANY DISCREPANCIES SHALL BE REPORTED TO JARDIN DESIGN GROUP INC. PRIOR TO COMMENCEMENT OF WORK.

JARDIN DESIGN GROUP INC. IS NOT RESPONSIBLE FOR THE ACCURACY OF SURVEY, STRUCTURAL OR ENGINEERING INFORMATION SHOWN ON THESE DRAWINGS OR FOR CONSTRUCTION STARTED PRIOR TO THE ISSUANCE OF A BUILDING PERMIT. REFER TO THE APPROPRIATE ENGINEERING DRAWINGS BEFORE PROCEEDING WITH WORK.

AS CONSTRUCTED INVERTS MUST BE VERIFIED PRIOR TO POURING FOOTINGS. JARDIN DESIGN GROUP INC. HAS NOT BEEN RETAINED TO CARRY OUT GENERAL REVIEW OF THE WORK AND ASSUMES NO RESPONSIBILITY FOR THE FAILURE OF THE CONTRACTOR OR SUB CONTRACTOR TO CARRY OUT THE WORK IN ACCORDANCE WITH THE CONTRACT DOCUMENTS.

THIS DRAWING IS AN INSTRUMENT OF SERVICE, IS PROVIDED BY AND IS THE PROPERTY OF JARDIN DESIGN GROUP INC. THIS DRAWING IS NOT TO BE SCALED.