

--- STORM CONNECTION

--- SANITARY CONNECTION

W- WATER CONNECTION

H- HYDRO CONNECTION

DOUBLE CATCH BASIN

CATCH BASIN

HYDRANT

VALVE AND CHAMBER

ENTRANCE DOOR LOCATION

GARAGE DOOR LOCATION

ENGINEERED FILL LOT

SANITARY MANHOLE

STORM MANHOLE

COMMUNITY MAILBOX

DOWNSPOUT LOCATION

SWALE DIRECTION

STREET LIGHT

TRANSFORMER

CABLE TV PEDESTAL

BELL PEDESTAL

HYDRO METER

GAS METER

AIR-CONDITIONING UNIT

SUMP PUMP

F.FLR. FINISHED FLOOR ELEVATION

T.WALL TOP OF FOUNDATION WALL

F.SLAB FIN. BASEMENT FLOOR SLAB

U/FTG. UNDERSIDE FOOTING ELEVATION

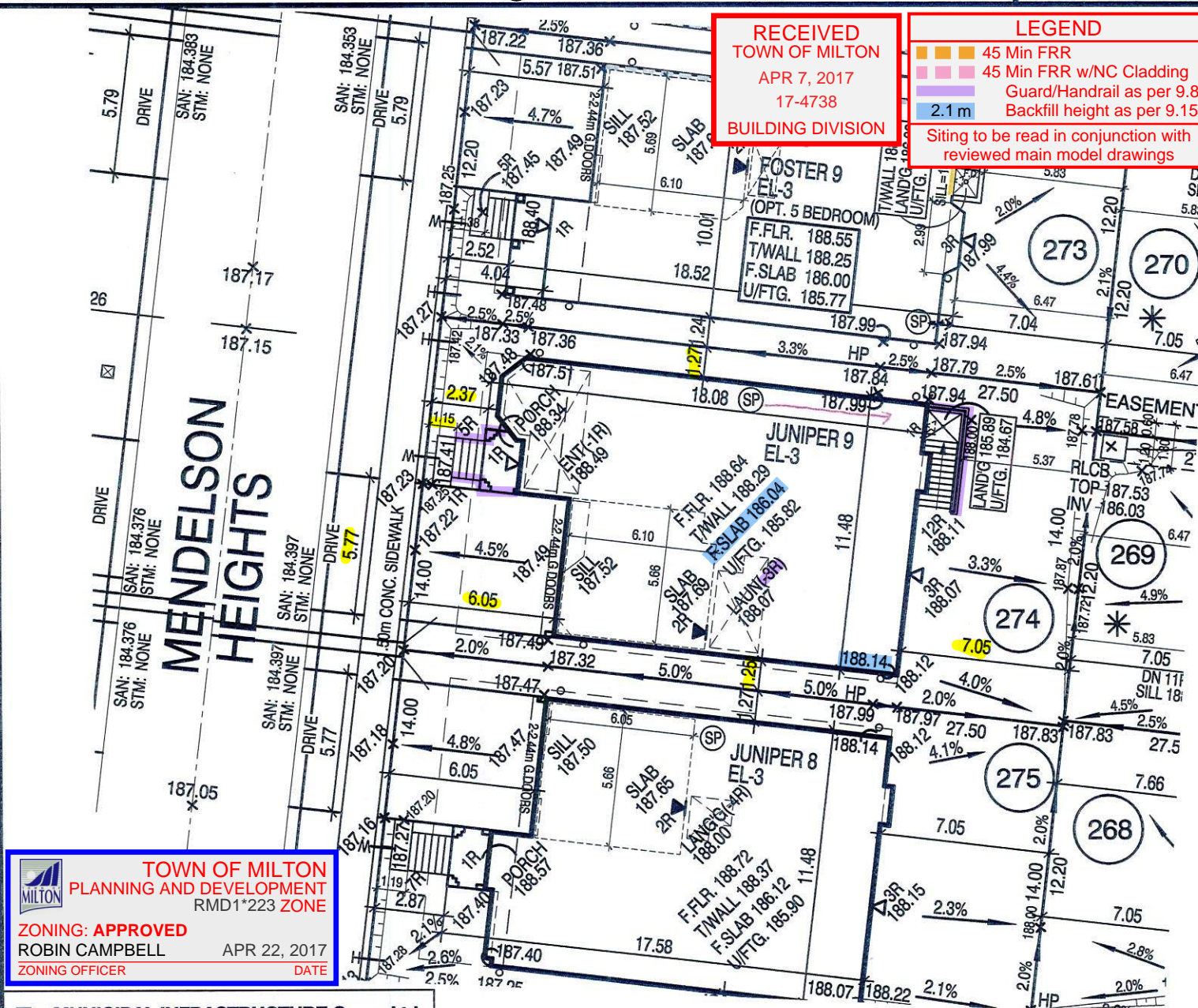
PROPOSED 3:1 SLOPE

PROPOSED GRADE

EXISTING GRADE

PROPOSED SWALE GRADE

NORTH



TOWN OF MILTON

PLANNING AND DEVELOPMENT

RMD1\*223 ZONE

ZONING: **APPROVED**

ROBIN CAMPBELL

APR 22, 2017

ZONING OFFICER

DATE

The MUNICIPAL INFRASTRUCTURE Group Ltd.

LOT GRADING REVIEW

WE CERTIFY THAT THE PROPOSED GRADES AT THE LOT CORNERS ARE CORRECT, AND THAT THE LOT GRADING OF THE SUBJECT LOT IS IN CONFORMITY TO THE APPROVED SUBDIVISION GRADING PLANS AND TOWN STANDARDS.

LOT/BLK. NO(S) Lot-274

DATE: MAR 31 2017

5

4

3

2 MAR. 16, 2017

1 FEB. 9, 2017

REV. AS PER ENG. COMMENTS AND ISSUED FOR PERMIT.

ISSUED FOR ENGINEERS GRADING REVIEW.

REVISIONS:

45 MINUTE RATED WALL WITH SIDE YARD < 1.2m

It is the builder's complete responsibility to ensure that all plans submitted for approval fully comply with the Architectural Guidelines and all applicable regulations and requirements including zoning provisions and any provisions in the subdivision agreement. The Control Architect is not responsible in any way for examining or approving site (lotting) plans or working drawings with respect to any zoning or building code or permit matter or that any house can be properly built or located on its lot.

This is to certify that these plans comply with the applicable Architectural Design Guidelines approved by the Town of MILTON.

ARCHITECTURAL REVIEW & APPROVAL

MAR 24 2017

John G. Williams Limited, Architect

Greenpark

LECCO RIDGE DEVELOPMENTS INC.

PROJ. No. 16-12

MUNICIPAL ADDRESS

LOT No. 274

SCALE 1:250

5m 0m 5m 10m

BILD

The undersigned has reviewed and takes responsibility for this design and has the qualifications and meets the requirements set out in the Ontario Building Code to be a designer

Walter Botter

21031

NAME SIGNATURE BCIN

REGISTRATION INFORMATION

Required unless design is exempt under Division C, Subsection 3.2.4 of the building code

jardin design group inc.

27763

FIRM NAME BCIN

jardin

DESIGN GROUP INC.

64 JARDIN DR. SUITE 3A

VAUGHAN ONT. L4K 3P3

TEL: 905 660-3377 FAX: 905 660-3713

EMAIL: info@jardindesign.ca

REG. PLAN

PART OF LOT 6 CONCESSION 2, NEW SURVEY ( GEOGRAPHIC TOWNSHIP OF TRAFALGAR )

REGIONAL MUNICIPALITY OF HALTON

20M-1184 TOWN OF MILTON

THE CONTRACTOR SHALL CHECK AND VERIFY ALL DIMENSIONS AND CONDITIONS ON SITE BEFORE PROCEEDING WITH CONSTRUCTION. ANY DISCREPANCIES SHALL BE REPORTED TO JARDIN DESIGN GROUP INC. PRIOR TO COMMENCEMENT OF WORK.

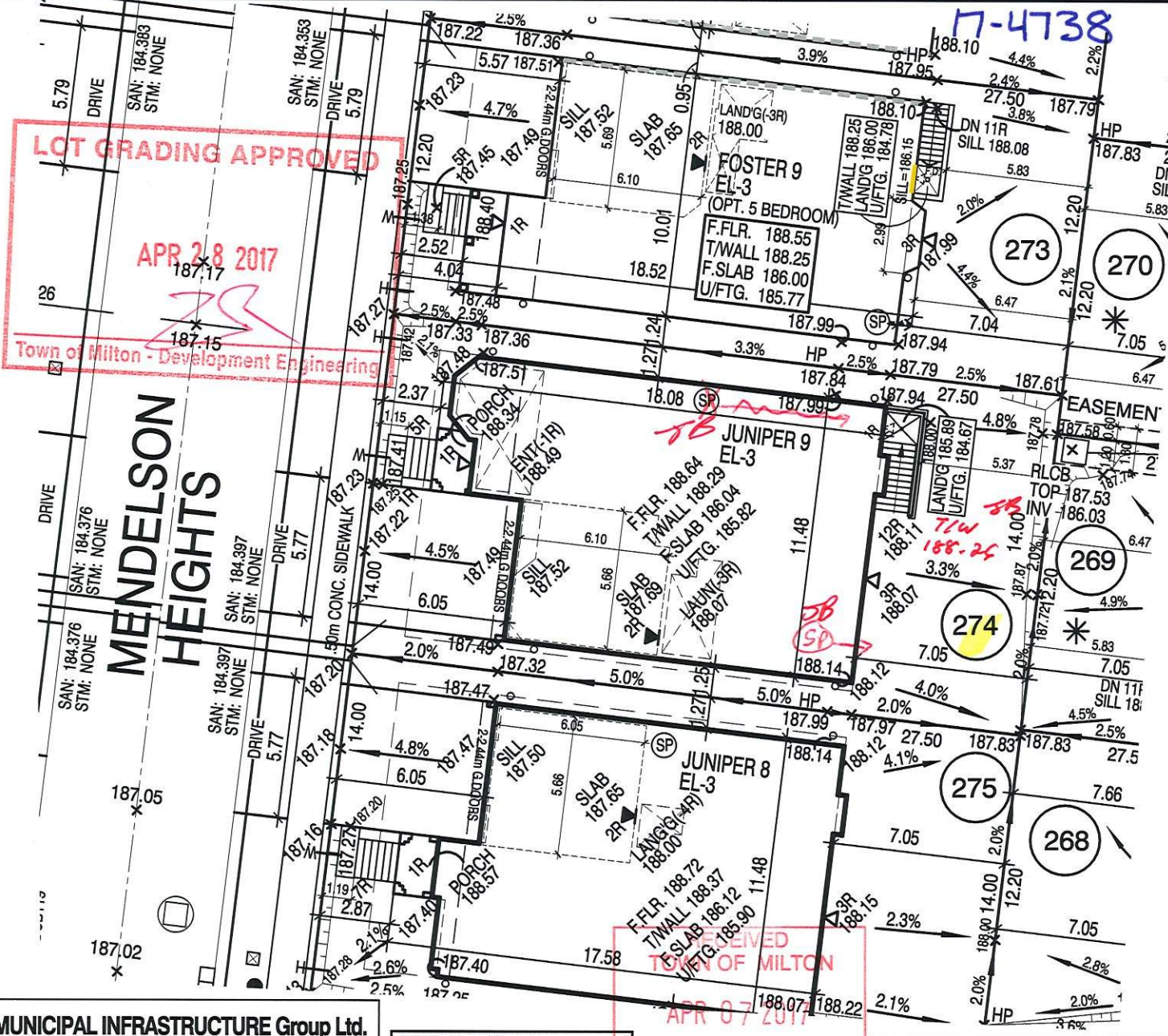
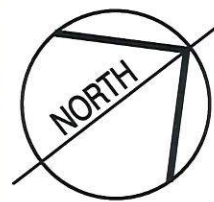
JARDIN DESIGN GROUP INC. IS NOT RESPONSIBLE FOR THE ACCURACY OF SURVEY, STRUCTURAL OR ENGINEERING INFORMATION SHOWN ON THESE DRAWINGS OR FOR CONSTRUCTION STARTED PRIOR TO THE ISSUANCE OF A BUILDING PERMIT. REFER TO THE APPROPRIATE ENGINEERING DRAWINGS BEFORE PROCEEDING WITH WORK.

AS CONSTRUCTED INVERTS MUST BE VERIFIED PRIOR TO POURING FOOTINGS. JARDIN DESIGN GROUP INC. HAS NOT BEEN RETAINED TO CARRY OUT GENERAL REVIEW OF THE WORK AND ASSUMES NO RESPONSIBILITY FOR THE FAILURE OF THE CONTRACTOR OR SUB CONTRACTOR TO CARRY OUT THE WORK IN ACCORDANCE WITH THE CONTRACT DOCUMENTS.

THIS DRAWING IS AN INSTRUMENT OF SERVICE, IS PROVIDED BY AND IS THE PROPERTY OF JARDIN DESIGN GROUP INC. THIS DRAWING IS NOT TO BE SCALED.



- STORM CONNECTION  
 --- SANITARY CONNECTION  
 W- WATER CONNECTION  
 H- HYDRO CONNECTION  
 □ DOUBLE CATCH BASIN  
 □ CATCH BASIN  
 ○ HYDRANT  
 ⊗ VALVE AND CHAMBER  
 △ ENTRANCE DOOR LOCATION  
 ▲ GARAGE DOOR LOCATION  
 \* ENGINEERED FILL LOT  
 ● SANITARY MANHOLE  
 ○ STORM MANHOLE  
 [MAIL] COMMUNITY MAILBOX  
 ○ DOWNSPOUT LOCATION  
 → SWALE DIRECTION  
 ● STREET LIGHT  
 ▲ TRANSFORMER  
 ⊠ CABLE TV PEDESTAL  
 ■ BELL PEDESTAL  
 [H] HYDRO METER  
 ⊕ GAS METER  
 ⊠ AIR-CONDITIONING UNIT  
 [SP] SUMP PUMP  
 F.FLR. FINISHED FLOOR ELEVATION  
 T/WALL TOP OF FOUNDATION WALL  
 F.SLAB FIN. BASEMENT FLOOR SLAB  
 U/FTG. UNDERSIDE FOOTING ELEVATION  
 ▴▴▴ PROPOSED 3:1 SLOPE  
 100.00 PROPOSED GRADE  
 (100.00) EXISTING GRADE  
 SW ×100.00 PROPOSED SWALE GRADE



# The MUNICIPAL INFRASTRUCTURE Group Ltd.

## LOT GRADING REVIEW

WE CERTIFY THAT THE PROPOSED GRADES AT THE LOT CORNERS ARE CORRECT, AND THAT THE LOT GRADING OF THE SUBJECT LOT IS IN CONFORMITY TO THE APPROVED SUBDIVISION GRADING PLANS AND TOWN STANDARDS.

LOT/BLK. NO.(S) Lot-274

DATE: MAR 31 2017

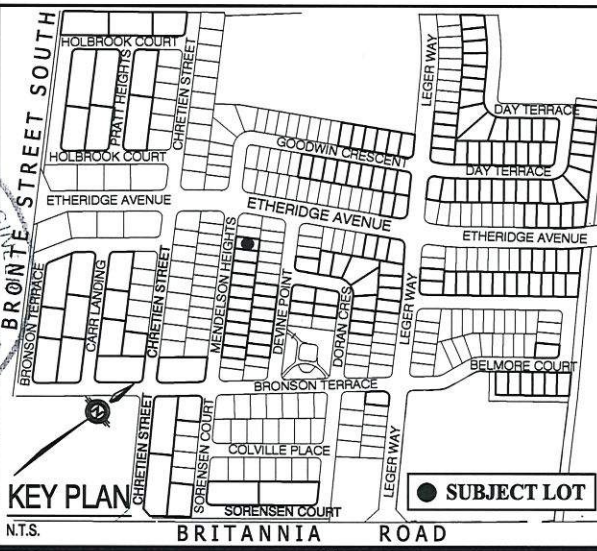
5		
4		
3		
2	MAR. 16, 2017	REV. AS PER ENG. COMMENTS AND ISSUED FOR PERMIT.
1	FEB. 9, 2017	ISSUED FOR ENGINEERS GRADING REVIEW.

## REVISIONS:

**SUMP PUMP TO DISCHARGE TO REAR SPLASH PAD.**

**BLDG. DIVISION**

■ ■ ■ ■ : 45 MINUTE RATED WALL WITH SIDE YARD < 1.2m



It is the builder's complete responsibility to ensure that all plans submitted for approval fully comply with the Architectural Guidelines and all applicable regulations and requirements including zoning provisions and any provisions in the subdivision agreement. The Control Architect is not responsible in any way for examining or approving site (lotting) plans or working drawings with respect to any zoning or building code or permit matter or that any house can be properly built or located on its lot.

This is to certify that these plans comply with the applicable Architectural Design Guidelines approved by the Town of MILTON.

ARCHITECTURAL REVIEW & APPROVAL

MAR 24 2017

John G. Williams Limited, Architect



LECCO RIDGE DEVELOPMENTS INC.

PROJ. No. 16-12 MUNICIPAL ADDRESS

LOT No. 274



The undersigned has reviewed and takes responsibility for this design and has the qualifications and meets the requirements set out in the Ontario Building Code to be a designer

QUALIFICATION INFORMATION Required unless design is exempt under Division C, Subsection 3.2.5 of the Building Code

Walter Botter NAME SIGNATURE 21031 BCIN

REGISTRATION INFORMATION Required unless design is exempt under Division C, Subsection 3.2.4 of the building code

jardin design group inc. 27763 BCIN FIRM NAME

**jardin**  
DESIGN GROUP INC.

64 JARDIN DR. SUITE 3A  
VAUGHAN ONT. L4K 3P3  
TEL: 905 660-3377 FAX: 905 660-3713  
EMAIL: info@jardindesign.ca

## REG. PLAN

PART OF LOT 6 CONCESSION 2, NEW SURVEY  
(GEOGRAPHIC TOWNSHIP OF TRAFALGAR)  
REGIONAL MUNICIPALITY OF HALTON  
20M-1184 TOWN OF MILTON

THE CONTRACTOR SHALL CHECK AND VERIFY ALL DIMENSIONS AND CONDITIONS ON SITE BEFORE PROCEEDING WITH CONSTRUCTION. ANY DISCREPANCIES SHALL BE REPORTED TO JARDIN DESIGN GROUP INC. PRIOR TO COMMENCEMENT OF WORK. JARDIN DESIGN GROUP INC. IS NOT RESPONSIBLE FOR THE ACCURACY OF SURVEY, STRUCTURAL OR ENGINEERING INFORMATION SHOWN ON THESE DRAWINGS OR FOR CONSTRUCTION STARTED PRIOR TO THE ISSUANCE OF A BUILDING PERMIT. REFER TO THE APPROPRIATE ENGINEERING DRAWINGS BEFORE PROCEEDING WITH WORK.

AS CONSTRUCTED INVERTS MUST BE VERIFIED PRIOR TO POURING FOOTINGS. JARDIN DESIGN GROUP INC. HAS NOT BEEN RETAINED TO CARRY OUT GENERAL REVIEW OF THE WORK AND ASSUMES NO RESPONSIBILITY FOR THE FAILURE OF THE CONTRACTOR OR SUB CONTRACTOR TO CARRY OUT THE WORK IN ACCORDANCE WITH THE CONTRACT DOCUMENTS. THIS DRAWING IS AN INSTRUMENT OF SERVICE, IS PROVIDED BY AND IS THE PROPERTY OF JARDIN DESIGN GROUP INC. THIS DRAWING IS NOT TO BE SCALED.